



EERC RACE DAY

Snetterton Circuit

16th July 2005



Results Provided by MST Sports Timing Ltd
www.mstworld.com

Britsports/GoldArts QUALIFYING - RACE 1

POS	NO	CL	NAME	CAR	TIME	LAPS	GAP	MPH
1	1	1	Reynolds/Padmores	Radical SR8	1:03.765	14		110.20
2	2	1	Ince/Kinsella	Radical SR8	1:03.932	13	0.167	109.91
3	66	1	Lesniewski/Burroughs	Juno SS3	1:04.138	12	0.373	109.56
4	22	1	Demitriou/Kaiser	Radical SR8	1:04.457	12	0.692	109.02
5	9	1	Hart	Chiron	1:05.601	9	1.836	107.12
6	25	1	Morris/Sinclair	Jade	1:05.920	10	2.155	106.60
7	4	1	Mountain/Halkiopoulos	Juno SS3	1:06.204	9	2.439	106.14
8	33	2	Richardson/Devlin	Radical SR3	1:08.765	10	5.000	102.19
9	14	2	Hodges/Hodges	Radical Prosport	1:08.785	11	5.020	102.16
10	10	1	Hobday/Ward	Chiron	1:08.884	11	5.119	102.01
11	7	2	Freeman/Freeman	Radical Prosport	1:08.958	11	5.193	101.90
12	60	1	Fearns	Radical SR8	1:09.012	14	5.247	101.82
13	50	2	Williams/Pluck	Radical Prosport	1:09.919	9	6.154	100.50
14	8	1	Edwards/Caton/Webster	Zeus	1:10.210	13	6.445	100.08
15	65	2	Jones/Brodie	Radical SR3	1:11.471	9	7.706	98.32
16	69	2	Davies	Radical SR3	1:11.603	12	7.838	98.14
17	28	2	Hawkins/Scarfe	Radical Prosport	1:11.760	10	7.995	97.92
18	18	2	Ali/Jones	Radical Prosport	1:13.218	11	9.453	95.97
19	42	2	Taylor/Leighton	Radical Prosport	1:13.313	11	9.548	95.85
20	21	2	Phillips/Greensall	Norma M20	1:13.399	9	9.634	95.74
21	38	2	Rihon	Radical SR3	1:13.962	12	10.197	95.01
22	59	2	Laslett/Wilshire	Radical SR3	1:14.113	12	10.348	94.81
23	17	2	Newman	Radical Prosport	1:25.834	3	22.069	81.87

Car No 21 needs a working transponder please.

Weather / Track : Sunny / Dry

These results are provisional until the conclusion of any judicial and technical matters.

Snetterton

Circuit Length = 1.9520 miles.

Start: 09:00 End: 09:24

Clerk Of Course:	Stewards:	Timekeeper:

Britsports/GoldArts QUALIFYING - LAP ANALYSIS

1	Reynolds/Padmore	Radical SR8
1 - 4:39.523	6 - 1:05.143	11 - 8:48.195
2 - 1:06.150	7 - 1:06.787	12 - 1:10.248
3 - 1:10.803	8 - 1:03.765	13 - 1:11.608
4 - 1:12.048	9 - 1:10.949	14 - 1:10.161
5 - 1:05.114	10 - 1:11.640	
2	Ince/Kinsella	Radical SR8
1 - 4:21.321	6 - 1:04.842	11 - 1:07.157
2 - 1:08.636	7 - 1:03.932	12 - 1:06.339
3 - 1:08.865	8 - 1:08.871	13 - 1:05.350
4 - 1:06.748	9 - 1:04.010	
5 - 1:09.117	10 - X:00.000	
4	Mountain/Halkiopoulos	Juno SS3
1 - 4:45.620	6 - 1:15.671	
2 - 1:08.318	7 - 1:07.083	
3 - 1:06.979	8 - 1:08.651	
4 - 1:09.705	9 - 1:07.806	
5 - 1:06.204		
7	Freeman/Freeman	Radical Prosport
1 - 5:18.592	6 - 1:12.135	11 - 1:08.958
2 - 1:21.455	7 - 1:12.273	
3 - 1:18.874	8 - X:00.000	
4 - 1:13.308	9 - 1:09.413	
5 - 1:11.527	10 - 1:09.324	
8	Edwards/Caton/Webster	Zeus
1 - 5:09.231	6 - 1:13.346	11 - 1:11.050
2 - 1:20.203	7 - 1:12.937	12 - 1:10.330
3 - 1:16.754	8 - 1:13.054	13 - 1:10.210
4 - 1:13.841	9 - 1:13.523	
5 - 1:14.178	10 - 8:34.374	
9	Hart	Chiron
1 - 6:49.727	6 - 9:03.398	
2 - 1:09.000	7 - 1:10.304	
3 - 1:05.601	8 - 1:08.636	
4 - 4:26.193	9 - 1:05.673	
5 - 1:06.972		

Car No 21 needs a working transponder please.
Weather / Track : Sunny / Dry

Britsports/GoldArts QUALIFYING - LAP ANALYSIS

(contd.)

10	Hobday/Ward	Chiron
1 - 4:40.603	6 - 1:11.099	11 - 1:10.688
2 - 1:11.007	7 - 1:11.206	
3 - 1:09.478	8 - 1:12.671	
4 - 3:27.248	9 - 9:07.613	
5 - 1:11.441	10 - 1:08.884	
14	Hodges/Hodges	Radical Prosport
1 - 5:19.085	6 - 4:06.882	11 - 1:08.785
2 - 1:14.648	7 - 1:09.914	
3 - 1:11.252	8 - 8:07.565	
4 - 1:10.861	9 - 1:09.232	
5 - 1:09.658	10 - 1:09.162	
17	Newman	Radical Prosport
1 - 5:07.111		
2 - 1:39.840		
3 - 1:25.834		
18	Ali/Jones	Radical Prosport
1 - 4:54.781	6 - 1:17.270	11 - 1:13.218
2 - 1:20.327	7 - 1:16.631	
3 - 1:19.381	8 - X:00.000	
4 - 1:18.297	9 - 1:14.021	
5 - 1:17.261	10 - 1:13.473	
21	Phillips/Greensall	Norma M20
1 - 5:14.444	6 - 8:17.014	
2 - 1:24.418	7 - 1:14.932	
3 - 3:40.147	8 - 1:13.399	
4 - 3:40.334	9 - 1:15.288	
5 - 1:15.360		
22	Demitriou/Kaiser	Radical SR8
1 - 4:28.794	6 - 1:06.862	11 - 1:04.457
2 - 1:10.390	7 - 1:04.688	12 - 1:05.718
3 - 1:14.165	8 - 1:05.011	
4 - 1:08.913	9 - X:00.000	
5 - 1:04.689	10 - 1:05.149	

Car No 21 needs a working transponder please.
Weather / Track : Sunny / Dry

Britsports/GoldArts QUALIFYING - LAP ANALYSIS

(contd.)

25	Morris/Sinclair	Jade
1 - 4:55.900	6 - 1:05.920	
2 - 1:14.818	7 - X:00.000	
3 - 1:10.161	8 - 1:08.352	
4 - 1:08.588	9 - 1:06.554	
5 - 1:07.252	10 - 1:07.803	
28	Hawkins/Scarfe	Radical Prosport
1 - 4:52.512	6 - 1:11.760	
2 - 4:11.161	7 - 1:12.234	
3 - 1:15.636	8 - 8:33.734	
4 - 1:15.009	9 - 1:13.114	
5 - 1:18.323	10 - 1:12.530	
33	Richardson/Devlin	Radical SR3
1 - 4:56.119	6 - 1:10.789	
2 - 1:19.323	7 - 4:08.837	
3 - 1:13.878	8 - 8:10.959	
4 - 1:11.088	9 - 1:08.765	
5 - 1:10.484	10 - 1:08.892	
38	Rihon	Radical SR3
1 - 5:21.236	6 - 1:14.877	11 - 1:17.962
2 - 1:22.642	7 - 1:14.132	12 - 1:15.257
3 - 1:17.883	8 - 1:13.962	
4 - 1:17.021	9 - 1:15.663	
5 - 1:15.728	10 - 7:58.356	
42	Taylor/Leighton	Radical Prosport
1 - 4:46.229	6 - 1:14.976	11 - 1:13.313
2 - 1:19.445	7 - 1:15.646	
3 - 1:17.582	8 - X:00.000	
4 - 1:15.664	9 - 1:13.749	
5 - 1:15.824	10 - 1:13.950	
50	Williams/Pluck	Radical Prosport
1 - 4:59.662	6 - 1:11.074	
2 - 1:14.323	7 - 9:01.828	
3 - 5:21.125	8 - 1:10.448	
4 - 1:10.844	9 - 1:09.919	
5 - 1:10.562		

Car No 21 needs a working transponder please.
Weather / Track : Sunny / Dry

Snetterton
Circuit Length = 1.9520 miles.
Start: 09:00 End: 09:24


Britsports/GoldArts QUALIFYING - LAP ANALYSIS

(contd.)

59	Laslett/Wilshire	Radical SR3			
1 -	4:50.545	6 -	1:14.585	11 -	1:15.803
2 -	1:20.534	7 -	1:14.113	12 -	1:16.031
3 -	1:16.477	8 -	1:15.934		
4 -	1:16.089	9 -	1:15.074		
5 -	1:16.081	10 -	8:47.281		
60	Fearns	Radical SR8			
1 -	4:50.755	6 -	1:10.652	11 -	8:15.984
2 -	1:15.292	7 -	1:10.397	12 -	1:09.768
3 -	1:12.299	8 -	1:09.746	13 -	1:09.069
4 -	1:11.159	9 -	1:09.012	14 -	1:09.579
5 -	1:11.183	10 -	1:09.293		
65	Jones/Brodie	Radical SR3			
1 -	4:27.705	6 -	5:36.658		
2 -	1:15.913	7 -	8:49.863		
3 -	1:14.015	8 -	1:15.614		
4 -	1:13.293	9 -	1:14.068		
5 -	1:11.471				
66	Lesniewski/Burroughs	Juno SS3			
1 -	4:27.478	6 -	1:04.369	11 -	1:05.479
2 -	1:05.723	7 -	1:06.434	12 -	1:04.848
3 -	1:06.481	8 -	1:04.138		
4 -	3:44.891	9 -	8:48.702		
5 -	1:06.287	10 -	1:06.178		
69	Davies	Radical SR3			
1 -	5:22.557	6 -	1:13.799	11 -	1:14.136
2 -	1:19.855	7 -	1:12.624	12 -	1:12.699
3 -	1:16.305	8 -	1:11.715		
4 -	1:14.924	9 -	1:11.603		
5 -	1:14.226	10 -	8:31.121		

Car No 21 needs a working transponder please.
Weather / Track : Sunny / Dry

**Britsports/GoldArts
GRID - RACE 1**

ROW 12	1:25.834 17 Newman	
ROW 11	1:13.962 38 Rihon	1:14.113 59 Laslett/Wilshire
ROW 10	1:13.313 42 Taylor/Leighton	1:13.399 21 Phillips/Greensall
ROW 9	1:11.760 28 Hawkins/Scarfe	1:13.218 18 Ali/Jones
ROW 8	1:11.471 65 Jones/Brodie	1:11.603 69 Davies
ROW 7	1:09.919 50 Williams/Pluck	1:10.210 8 Edwards/Caton/Webster
ROW 6	1:08.958 7 Freeman/Freeman	1:09.012 60 Fearn
ROW 5	1:08.785 14 Hodges/Hodges	1:08.884 10 Hobday/Ward
ROW 4	1:06.204 4 Mountain/Halkiopoulos	1:08.765 33 Richardson/Devlin
ROW 3	1:05.601 9 Hart	1:05.920 25 Morris/Sinclair
ROW 2	1:04.138 66 Lesniewski/Burroughs	1:04.457 22 Demitriou/Kaiser
ROW 1	1:03.765 1 Reynolds/Padmore	1:03.932 2 Ince/Kinsella
POLE		
		

Car No 21 needs a working transponder please.

Weather / Track : Sunny / Dry

These results are provisional until the conclusion of any judicial and technical matters.

Snetterton

Circuit Length = 1.9520 miles.

Start: 09:00 End: 09:24

Clerk Of Course:	Stewards:	Timekeeper:
------------------	-----------	-------------

Britsports/GoldArts RACE CLASSIFICATION - RACE 1

POS	NO	CL	NAME	CAR	TIME	LAPS	GAP	MPH	BEST
1	25	1	Morris/Sinclair	Jade	1:30:12.861	70		90.87	1:05.819
2	9	1	Hart/Ward	Chiron	1:30:56.988	70	44.127	90.14	1:05.661
3	1	1	Reynolds/Padmore	Radical SR8	1:30:14.902	69	1 LAP	89.54	1:03.829
4	7	2	Freeman/Freeman	Radical Prosport	1:30:45.825	68	2 LAPS	87.74	1:08.909
5	21	2	Phillips/Greensall	Norma M20	1:30:55.681	68	2 LAPS	87.58	1:10.822
6	22	1	Demitriou/Kaiser	Radical SR8	1:26:16.336	67	3 LAPS	90.95	1:04.720
7	17	2	Newman	Radical Prosport	1:31:18.074	67	3 LAPS	85.94	1:10.654
8	65	2	Jones/Brodie	Radical SR3	1:30:14.645	66	4 LAPS	85.65	1:11.455
9	42	2	Taylor/Leighton	Radical Prosport	1:30:48.639	66	4 LAPS	85.12	1:12.681
10	8	1	Edwards/Caton/Webster	Zeus	1:30:55.786	66	4 LAPS	85.01	1:08.205
11	18	2	Ali/Jones	Radical Prosport	1:31:18.152	66	4 LAPS	84.66	1:11.610
12	59	2	Laslett/Wilshire	Radical SR3	1:30:42.719	65	5 LAPS	83.92	1:12.766
13	69	2	Davies	Radical SR3	1:18:37.066	56	14 LAPS	83.42	1:10.970
14	50	2	Williams/Pluck	Radical Prosport	1:13:39.155	55	15 LAPS	87.45	1:06.876

NOT CLASSIFIED

28	2	Hawkins/Scarfe	Radical Prosport	1:08:02.563	48	D.N.F.	82.62	1:09.847
14	2	Hodges/Hodges	Radical Prosport	1:02:21.624	45	D.N.F.	84.51	1:08.079
2	1	Ince/Kinsella	Radical SR8	47:28.973	37	D.N.F.	91.26	1:03.968
66	1	Lesniewski/Burroughs	Juno SS3	50:27.070	36	D.N.F.	83.57	1:03.699
38	2	Rihon	Radical SR3	54:09.475	36	D.N.F.	77.85	1:13.565
10	1	Hobday/Ward	Chiron	44:51.359	32	D.N.F.	83.55	1:08.850
4	1	Mountain/Halkiopoulos	Juno SS3	1:09:25.413	32	D.N.F.	53.98	1:05.028
60	1	Fearns	Radical SR8	36:01.320	23	D.N.F.	74.78	1:08.133
33	2	Richardson/Devlin	Radical SR3	7:39.651	6	D.N.F.	91.72	1:11.085

FASTEST LAP

66	1	Lesniewski/Burroughs	Juno SS3	1:03.699	18	110.31mph	177.54kph
50	2	Williams/Pluck	Radical Prosport	1:06.876	16	105.07mph	169.10kph

Weather / Track : Cloudy / Dry

These results are provisional until the conclusion of any judicial and technical matters.

Snetterton
Circuit Length = 1.9520 miles.
Start: 10:44 End: 12:14

Clerk Of Course:	Stewards:	Timekeeper:
------------------	-----------	-------------

Britsports/GoldArts

RACE CLASSIFICATION - RACE 1 - LAP CHART

Lap 1			Lap 2			Lap 3			Lap 4			Lap 5		
No	Behind	Laptime	No	Behind	Laptime	No	Behind	Laptime	No	Behind	Laptime	No	Behind	Laptime
2		1:09.756	2		1:05.341	2		1:05.273	2		1:04.615	2		1:04.522
66	0.563	1:10.319	66	0.196	1:04.974	66	0.775	1:05.852	66	0.582	1:04.422	66	0.171	1:04.111
1	1.183	1:10.939	1	0.967	1:05.125	1	1.307	1:05.613	1	1.300	1:04.608	1	0.963	1:04.185
22	1.753	1:11.509	22	2.687	1:06.275	22	2.802	1:05.388	22	3.003	1:04.816	22	3.226	1:04.745
9	2.748	1:12.504	4	4.819	1:06.847	4	4.850	1:05.304	4	6.375	1:06.140	4	8.257	1:06.404
4	3.313	1:13.069	9	5.787	1:08.380	9	7.706	1:07.192	9	9.375	1:06.284	9	11.959	1:07.106
25	3.819	1:13.575	25	6.182	1:07.704	25	7.980	1:07.071	25	9.906	1:06.541	25	12.182	1:06.798
50	4.645	1:14.401	50	7.057	1:07.753	50	8.965	1:07.181	50	11.357	1:07.007	50	14.494	1:07.659
7	8.082	1:17.838	14	13.096	1:09.851	14	16.972	1:09.149	14	21.575	1:09.218	14	25.562	1:08.509
14	8.586	1:18.342	7	13.756	1:11.015	7	18.463	1:09.980	7	23.602	1:09.754	7	28.586	1:09.506
10	8.952	1:18.708	10	14.123	1:10.512	10	19.252	1:10.402	10	24.350	1:09.713	10	29.242	1:09.414
65	10.269	1:20.025	65	16.383	1:11.455	60	23.067	1:11.191	60	27.990	1:09.538	60	32.336	1:08.868
60	11.482	1:21.238	60	17.149	1:11.008	65	24.128	1:13.018	65	31.988	1:12.475	65	39.190	1:11.724
69	12.669	1:22.425	28	20.305	1:12.515	69	27.452	1:12.357	69	34.508	1:11.671	69	40.956	1:10.970
28	13.131	1:22.887	69	20.368	1:13.040	28	28.008	1:12.976	28	34.656	1:11.263	28	41.462	1:11.328
42	14.432	1:24.188	42	23.589	1:14.498	42	33.051	1:14.735	33	43.296	1:11.085	17	52.717	1:13.748
17	15.826	1:25.582	8	24.253	1:13.583	8	33.341	1:14.361	17	43.491	1:14.001	42	54.081	1:14.431
38	15.966	1:25.722	17	24.989	1:14.504	17	34.105	1:14.389	8	43.536	1:14.810	8	55.367	1:16.353
8	16.011	1:25.767	38	27.547	1:16.922	33	36.826	1:13.326	42	44.172	1:15.736	38	57.593	1:14.805
21	16.472	1:26.228	21	27.765	1:16.634	38	37.495	1:15.221	38	47.310	1:14.430	33	58.027	1:19.253
18	17.223	1:26.979	33	28.773	1:13.910	21	37.688	1:15.196	59	47.979	1:14.093	59	58.430	1:14.973
59	18.034	1:27.790	59	29.371	1:16.678	59	38.501	1:14.403	21	48.531	1:15.458	21	58.845	1:14.836
33	20.204	1:29.960	18	29.973	1:18.091	18	40.098	1:15.398	18	50.446	1:14.963	18	1:01.233	1:15.309

Britsports/GoldArts

RACE CLASSIFICATION - RACE 1 - LAP CHART

(contd.)

Lap 6			Lap 7			Lap 8			Lap 9			Lap 10		
No	Behind	Laptime	No	Behind	Laptime	No	Behind	Laptime	No	Behind	Laptime	No	Behind	Laptime
2		1:05.105	66		1:05.337	66		1:04.689	66		1:05.189	66		1:37.543
66	0.186	1:05.120	8	1 LAP	1:15.525	17	1 LAP	1:11.096	1	4.193	1:06.204	1	1.705	1:35.055
1	0.671	1:04.813	59	1 LAP	1:13.941	1	3.178	1:05.672	2	6.848	1:07.333	2	2.560	1:33.255
22	2.841	1:04.720	1	2.195	1:07.047	2	4.704	1:06.838	17	1 LAP	1:12.507	17	1 LAP	1:33.624
4	9.720	1:06.568	2	2.555	1:08.078	22	5.121	1:06.610	22	7.800	1:07.868	22	3.904	1:33.647
25	13.002	1:05.925	21	1 LAP	1:14.477	42	1 LAP	1:16.364	42	1 LAP	1:15.387	42	1 LAP	1:25.601
9	13.914	1:07.060	22	3.200	1:05.882	8	1 LAP	1:17.673	25	19.646	1:07.484	25	12.845	1:30.742
50	16.621	1:07.232	38	1 LAP	1:16.646	21	1 LAP	1:15.806	8	1 LAP	1:15.763	8	1 LAP	1:31.349
14	29.070	1:08.613	18	1 LAP	1:15.584	59	1 LAP	1:17.463	21	1 LAP	1:15.697	21	1 LAP	1:31.608
7	32.390	1:08.909	4	11.073	1:06.876	38	1 LAP	1:16.289	59	1 LAP	1:15.263	59	1 LAP	1:32.164
10	33.229	1:09.092	25	13.676	1:06.197	18	1 LAP	1:15.238	9	25.059	1:12.273	9	19.953	1:32.437
60	36.186	1:08.955	9	15.338	1:06.947	25	17.351	1:08.364	38	1 LAP	1:15.234	38	1 LAP	1:34.669
65	46.130	1:12.045	50	19.089	1:07.991	4	17.395	1:11.011	50	26.163	1:09.185	4	24.794	1:36.146
69	47.113	1:11.262	14	31.850	1:08.303	9	17.975	1:07.326	4	26.191	1:13.985	50	25.440	1:36.820
28	47.309	1:10.952	7	36.254	1:09.387	50	22.167	1:07.767	18	1 LAP	1:16.123	18	1 LAP	1:35.711
17	59.223	1:11.611	10	37.020	1:09.314	14	35.240	1:08.079	14	1:28.582	1:58.531	14	2:02.706	2:11.667
42	1:01.657	1:12.681	60	39.202	1:08.539	7	41.860	1:10.295	7	1:30.995	1:54.324	7	2:08.690	2:15.238
33	1:05.039	1:12.117	65	52.437	1:11.830	10	42.530	1:10.199	10	1:33.039	1:55.698	10	2:13.174	2:17.678
			69	52.874	1:11.284	60	43.211	1:08.698	60	1:34.682	1:56.660	60	2:13.679	2:16.540
			28	53.314	1:11.528	69	1:03.687	1:15.502	69	1:35.507	1:37.009	69	2:16.412	2:18.448
						65	1:03.987	1:16.239	65	1:36.213	1:37.415	65	2:17.342	2:18.672
						28	1:04.399	1:15.774	28	1:36.968	1:37.758	28	2:18.337	2:18.912

Britsports/GoldArts

RACE CLASSIFICATION - RACE 1 - LAP CHART

(contd.)

Lap 11			Lap 12			Lap 13			Lap 14			Lap 15		
No	Behind	Laptime	No	Behind	Laptime	No	Behind	Laptime	No	Behind	Laptime	No	Behind	Laptime
66		2:20.230	66		1:59.601	66		2:06.687	66		2:11.278	66		1:04.642
1	1.238	2:19.763	1	1.783	2:00.146	1	0.927	2:05.831	1	0.785	2:11.136	1	1.277	1:05.134
2	2.101	2:19.771	2	3.357	2:00.857	2	1.861	2:05.191	2	1.319	2:10.736	2	2.138	1:05.461
17	1 LAP	2:19.659	17	1 LAP	2:00.256	17	1 LAP	2:05.332	22	2.269	2:10.760	22	3.834	1:06.207
22	3.740	2:20.066	22	4.151	2:00.012	22	2.787	2:05.323	17	1 LAP	2:11.863	25	7.164	1:07.932
42	1 LAP	2:18.754	42	1 LAP	2:00.393	42	1 LAP	2:05.164	42	1 LAP	2:11.208	17	1 LAP	1:12.197
25	6.323	2:13.708	25	6.747	2:00.025	25	5.345	2:05.285	25	3.874	2:09.807	9	10.385	1:08.729
8	1 LAP	2:10.449	8	1 LAP	2:00.327	8	1 LAP	2:05.177	59	1 LAP	2:09.558	50	12.536	1:09.750
21	1 LAP	2:10.490	59	1 LAP	1:59.532	59	1 LAP	2:05.114	9	6.298	2:09.180	42	1 LAP	1:15.211
59	1 LAP	2:10.565	9	9.788	1:59.212	9	8.396	2:05.295	8	1 LAP	2:10.786	59	1 LAP	1:15.051
9	10.177	2:10.454	4	14.287	2:01.575	4	9.922	2:02.322	50	7.428	2:07.885	7	17.301	1:11.647
38	1 LAP	2:08.872	50	14.559	1:59.814	50	10.821	2:02.949	4	8.172	2:09.528	14	18.608	1:13.538
4	12.313	2:07.749	18	1 LAP	1:59.833	18	1 LAP	2:03.020	18	1 LAP	2:09.369	8	1 LAP	1:16.725
50	14.346	2:09.136	14	1:08.380	1:17.869	14	16.529	1:14.836	14	9.712	2:04.461	60	19.037	1:12.127
18	1 LAP	2:09.243	7	1:09.282	1:18.591	7	18.430	1:15.835	7	10.296	2:03.144	10	19.050	1:12.952
14	1:50.112	2:07.636	10	1:12.207	1:17.415	10	19.009	1:13.489	10	10.740	2:03.009	4	21.859	1:18.329
7	1:50.292	2:01.832	60	1:15.355	1:19.770	60	22.141	1:13.473	60	11.552	2:00.689	18	1 LAP	1:17.301
10	1:54.393	2:01.449	69	1:20.447	1:23.188	38	2 LAPS	4:21.535P	69	13.106	1:52.868	69	22.438	1:13.974
60	1:55.186	2:01.737	21	1 LAP	3:19.062P	69	31.516	1:17.756	38	2 LAPS	1:59.607	38	2 LAPS	1:16.645
69	1:56.860	2:00.678	65	2:05.018	2:07.143	21	1 LAP	1:19.609	21	1 LAP	1:45.735	21	1 LAP	1:15.808
65	1:57.476	2:00.364	28	2:05.766	2:07.288	65	1:25.988	1:27.657	65	29.009	1:14.299	28	37.077	1:12.257
28	1:58.079	1:59.972				28	1:26.603	1:27.524	28	29.462	1:14.137	65	37.627	1:13.260

Britsports/GoldArts

RACE CLASSIFICATION - RACE 1 - LAP CHART

(contd.)

Lap 16			Lap 17			Lap 18			Lap 19			Lap 20		
No	Behind	Laptime	No	Behind	Laptime	No	Behind	Laptime	No	Behind	Laptime	No	Behind	Laptime
66		1:03.815	66		1:03.841	66		1:03.699	66		1:03.802	66		1:05.330
1	1.603	1:04.141	1	1.591	1:03.829	1	1.922	1:04.030	38	3 LAPS	1:15.610	18	2 LAPS	1:14.995
2	2.724	1:04.401	2	2.868	1:03.985	2	3.325	1:04.156	1	2.520	1:04.400	1	2.956	1:05.766
22	5.665	1:05.646	22	7.550	1:05.726	22	9.282	1:05.431	2	3.491	1:03.968	2	4.073	1:05.912
25	10.350	1:07.001	25	12.682	1:06.173	25	15.223	1:06.240	22	11.204	1:05.724	65	1 LAP	1:13.257
9	14.474	1:07.904	9	18.250	1:07.617	50	22.268	1:07.312	25	18.069	1:06.648	38	3 LAPS	1:15.566
50	15.597	1:06.876	50	18.655	1:06.899	9	23.329	1:08.778	50	25.694	1:07.228	22	11.533	1:05.659
17	1 LAP	1:12.651	17	1 LAP	1:11.795	14	33.668	1:08.601	9	27.016	1:07.489	25	18.802	1:06.063
7	23.716	1:10.230	14	28.766	1:08.631	17	1 LAP	1:11.830	14	38.396	1:08.530	28	1 LAP	1:35.139
14	23.976	1:09.183	7	29.792	1:09.917	60	35.420	1:08.133	60	40.753	1:09.135	50	27.452	1:07.088
60	26.023	1:10.801	60	30.986	1:08.804	7	36.151	1:10.058	7	42.236	1:09.887	9	28.839	1:07.153
10	26.900	1:11.665	10	32.177	1:09.118	10	37.328	1:08.850	17	1 LAP	1:11.820	14	41.451	1:08.385
42	1 LAP	1:17.216	42	1 LAP	1:13.816	59	1 LAP	1:13.553	10	43.523	1:09.997	60	44.473	1:09.050
59	1 LAP	1:15.420	59	1 LAP	1:13.886	42	1 LAP	1:14.727	59	1 LAP	1:12.980	7	46.689	1:09.783
69	31.959	1:13.336	69	40.867	1:12.749	69	49.485	1:12.317	69	58.348	1:12.665	10	47.576	1:09.383
8	1 LAP	1:17.188	8	1 LAP	1:15.891	8	1 LAP	1:13.649	42	1 LAP	1:13.985	17	1 LAP	1:12.675
18	1 LAP	1:14.596	18	1 LAP	1:15.666	18	1 LAP	1:13.756	8	1 LAP	1:15.004			
21	1 LAP	1:13.473	21	1 LAP	1:13.235	21	1 LAP	1:13.143	21	1 LAP	1:13.923			
38	2 LAPS	1:16.934	28	52.049	1:11.661	28	59.154	1:10.804						
28	44.229	1:10.967	38	2 LAPS	1:16.236	65	1:02.304	1:12.379						
65	45.581	1:11.769	65	53.624	1:11.884									

Britsports/GoldArts

RACE CLASSIFICATION - RACE 1 - LAP CHART

(contd.)

Lap 21			Lap 22			Lap 23			Lap 24			Lap 25		
No	Behind	Laptime	No	Behind	Laptime	No	Behind	Laptime	No	Behind	Laptime	No	Behind	Laptime
66		1:05.702	66		1:04.805	66		1:04.838	66		1:05.200	66		1:05.273
69	1 LAP	1:13.352	1	4.496	1:06.130	4	6 LAPS	1:13.562	4	6 LAPS	1:06.525	7	1 LAP	1:09.646
59	2 LAPS	1:15.120	2	4.872	1:05.923	1	4.357	1:04.699	1	4.037	1:04.880	10	1 LAP	1:11.176
42	2 LAPS	1:13.984	69	1 LAP	1:12.903	2	5.019	1:04.985	17	2 LAPS	1:11.289	1	4.534	1:05.770
1	3.171	1:05.917	59	2 LAPS	1:13.418	69	1 LAP	1:12.775	2	4.753	1:04.934	2	5.078	1:05.598
2	3.754	1:05.383	42	2 LAPS	1:13.388	22	17.195	1:07.048	22	18.413	1:06.418	17	2 LAPS	1:12.144
21	2 LAPS	1:13.239	22	14.985	1:06.840	59	2 LAPS	1:13.769	25	25.877	1:07.532	22	20.228	1:07.088
18	2 LAPS	1:15.979	21	2 LAPS	1:12.779	42	2 LAPS	1:13.904	69	1 LAP	1:14.770	25	27.278	1:06.674
8	2 LAPS	1:18.220	18	2 LAPS	1:14.375	21	2 LAPS	1:12.741	59	2 LAPS	1:13.941	69	1 LAP	1:13.300
22	12.950	1:07.119	25	21.787	1:07.048	25	23.545	1:06.596	42	2 LAPS	1:13.996	59	2 LAPS	1:13.763
65	1 LAP	1:12.584	65	1 LAP	1:13.321	65	1 LAP	1:12.814	21	2 LAPS	1:12.442	42	2 LAPS	1:13.614
25	19.544	1:06.444	8	2 LAPS	1:15.300	18	2 LAPS	1:14.383	65	1 LAP	1:13.317	21	2 LAPS	1:12.543
38	3 LAPS	1:14.955	38	3 LAPS	1:14.919	8	2 LAPS	1:16.194	50	38.842	1:09.179	50	41.979	1:08.410
50	29.449	1:07.699	50	32.214	1:07.570	50	34.863	1:07.487	18	2 LAPS	1:14.129	9	43.712	1:08.312
9	30.930	1:07.793	9	33.034	1:06.909	9	37.148	1:08.952	9	40.673	1:08.725	18	2 LAPS	1:14.961
28	1 LAP	1:13.716	28	1 LAP	1:11.384	38	3 LAPS	1:16.289	8	2 LAPS	1:14.643	65	1 LAP	1:16.717
14	43.862	1:08.113	14	47.166	1:08.109	28	1 LAP	1:10.868	38	3 LAPS	1:15.379	8	2 LAPS	1:16.101
60	49.518	1:10.747	60	54.600	1:09.887	14	50.491	1:08.163	28	1 LAP	1:12.592	14	59.155	1:10.920
7	50.896	1:09.909	7	55.872	1:09.781	7	1:01.199	1:10.165	14	53.508	1:08.217	38	3 LAPS	1:15.428
10	51.665	1:09.791	10	56.428	1:09.568	10	1:01.556	1:09.966				28	1 LAP	1:13.958
17	1 LAP	1:11.403	17	1 LAP	1:11.382									
4	5 LAPS	7:02.623P												

Britsports/GoldArts

RACE CLASSIFICATION - RACE 1 - LAP CHART

(contd.)

Lap 26			Lap 27			Lap 28			Lap 29			Lap 30		
No	Behind	Laptime	No	Behind	Laptime	No	Behind	Laptime	No	Behind	Laptime	No	Behind	Laptime
66		1:05.219	66		1:04.898	66		1:53.561	66		2:07.015	1		1:41.974
7	1 LAP	1:09.450	8	3 LAPS	1:15.763	60	5 LAPS	6:25.732P	38	4 LAPS	2:07.040	2	0.191	1:40.172
1	8.003	1:08.688	28	2 LAPS	1:12.992	8	3 LAPS	1:54.130	1	2.550	2:06.588	25	0.509	1:37.488
2	8.662	1:08.803	38	4 LAPS	1:17.284	38	4 LAPS	1:46.467	2	4.543	2:07.776	17	2 LAPS	1:39.971
10	1 LAP	1:12.866	1	9.420	1:06.315	1	2.977	1:47.118	17	2 LAPS	2:05.415	59	2 LAPS	1:37.251
17	2 LAPS	1:11.114	2	9.869	1:06.105	2	3.782	1:47.474	25	7.545	2:06.675	21	2 LAPS	1:36.848
22	21.636	1:06.627	10	1 LAP	1:08.956	17	2 LAPS	1:36.379	59	2 LAPS	1:58.449	7	2 LAPS	1:34.305
25	28.344	1:06.285	17	2 LAPS	1:11.799	25	7.885	1:31.657	21	2 LAPS	1:58.962	18	4 LAPS	1:35.653
69	1 LAP	1:14.152	25	29.789	1:06.343	59	2 LAPS	1:16.899	18	4 LAPS	4:22.247P	28	3 LAPS	1:34.829
59	2 LAPS	1:13.366	50	49.758	1:09.315	21	2 LAPS	1:16.603	7	2 LAPS	1:36.155	10	2 LAPS	1:31.781
42	2 LAPS	1:13.837	69	1 LAP	1:13.386	7	2 LAPS	3:38.840P	28	3 LAPS	4:11.444P	42	3 LAPS	1:16.492
50	45.341	1:08.581	9	52.989	1:11.960	42	3 LAPS	3:27.403P	10	2 LAPS	4:05.776P	22	1 LAP	1:15.682
21	2 LAPS	1:12.782	59	2 LAPS	1:14.211	22	1 LAP	4:04.192P	42	3 LAPS	1:29.365	9	1 LAP	1:17.553
9	45.927	1:07.434	21	2 LAPS	1:13.866	65	2 LAPS	3:49.246P	22	1 LAP	1:17.119	50	1 LAP	1:20.663
18	2 LAPS	1:14.425	14	1:35.311	1:35.481				9	1 LAP	3:53.718P	65	2 LAPS	1:17.298
65	1 LAP	1:14.088							50	1 LAP	4:05.519P	14	1 LAP	1:21.385
14	1:04.728	1:10.792							65	2 LAPS	1:25.184	8	4 LAPS	4:48.578P
									14	1 LAP	3:44.022P			
									69	2 LAPS	4:48.241P			
									38	3 LAPS	1:42.651			

Britsports/GoldArts

RACE CLASSIFICATION - RACE 1 - LAP CHART

(contd.)

Lap 31			Lap 32			Lap 33			Lap 34			Lap 35		
No	Behind	Laptime	No	Behind	Laptime	No	Behind	Laptime	No	Behind	Laptime	No	Behind	Laptime
1		1:06.059	1		1:04.689	1		1:04.042	1		1:04.686	1		1:04.853
2	0.687	1:06.555	2	0.855	1:04.857	2	1.133	1:04.320	2	0.927	1:04.480	2	0.484	1:04.410
25	2.553	1:08.103	25	4.939	1:07.075	14	2 LAPS	1:10.952	25	8.820	1:06.460	25	9.786	1:05.819
17	2 LAPS	1:12.665	8	5 LAPS	1:20.907	25	7.046	1:06.149	14	2 LAPS	1:11.320	14	2 LAPS	1:09.864
59	2 LAPS	1:14.800	17	2 LAPS	1:10.669	8	5 LAPS	1:11.036	22	1 LAP	1:07.462	22	1 LAP	1:05.826
21	2 LAPS	1:14.709	22	1 LAP	1:08.692	22	1 LAP	1:06.642	8	5 LAPS	1:11.386	8	5 LAPS	1:10.303
7	2 LAPS	1:12.981	59	2 LAPS	1:13.380	17	2 LAPS	1:11.689	65	3 LAPS	1:34.935	17	2 LAPS	1:11.110
38	4 LAPS	1:17.818	21	2 LAPS	1:13.227	21	2 LAPS	1:13.065	17	2 LAPS	1:10.919	65	3 LAPS	1:14.840
22	1 LAP	1:09.600	7	2 LAPS	1:13.226	7	2 LAPS	1:12.873	21	2 LAPS	1:11.609	59	4 LAPS	3:32.733P
28	3 LAPS	1:12.687	38	4 LAPS	1:13.888	28	3 LAPS	1:11.241	28	3 LAPS	1:12.244	21	2 LAPS	1:11.510
69	3 LAPS	1:25.137	28	3 LAPS	1:13.368	38	4 LAPS	1:13.565	7	2 LAPS	1:12.683	28	3 LAPS	1:10.922
10	2 LAPS	1:13.829	69	3 LAPS	1:13.463	69	3 LAPS	1:12.533	69	3 LAPS	1:13.047	7	2 LAPS	1:11.472
18	4 LAPS	1:15.322	10	2 LAPS	1:13.710	10	2 LAPS	1:12.235	10	2 LAPS	1:13.648	9	1 LAP	1:12.852
42	3 LAPS	1:14.006	18	4 LAPS	1:13.413	18	4 LAPS	1:12.914	18	4 LAPS	1:13.271	18	4 LAPS	1:13.795
9	1 LAP	1:09.633	42	3 LAPS	1:13.335	42	3 LAPS	1:12.740	9	1 LAP	1:11.399	50	1 LAP	1:10.610
50	1 LAP	1:10.401	9	1 LAP	1:10.597	9	1 LAP	1:10.696	38	4 LAPS	1:17.366	38	4 LAPS	1:16.117
65	2 LAPS	1:14.642	50	1 LAP	1:09.297	50	1 LAP	1:08.715	42	3 LAPS	1:14.604	42	3 LAPS	1:15.969
66	1 LAP	3:46.220P	65	2 LAPS	1:14.609	66	1 LAP	1:05.917	50	1 LAP	1:08.356	69	3 LAPS	1:27.662
14	1 LAP	1:12.570	66	1 LAP	1:10.235				66	1 LAP	1:05.776	66	1 LAP	1:06.458

Britsports/GoldArts

RACE CLASSIFICATION - RACE 1 - LAP CHART

(contd.)

Lap 36			Lap 37			Lap 38			Lap 39			Lap 40		
No	Behind	Laptime	No	Behind	Laptime	No	Behind	Laptime	No	Behind	Laptime	No	Behind	Laptime
1		1:06.252	1		1:04.874	1		1:07.630	1		1:45.057	22		1:36.230
2	0.340	1:06.108	2	2.002	1:06.536	59	5 LAPS	1:15.547	59	5 LAPS	1:44.161	4	19 LAPS	1:32.618
25	9.867	1:06.333	69	4 LAPS	1:14.508	42	4 LAPS	1:14.217	42	4 LAPS	1:41.351	1	2.560	4:23.023P
14	2 LAPS	1:10.532	25	15.959	1:10.966	38	5 LAPS	1:14.469	38	5 LAPS	1:41.580	25	4.782	4:21.011P
22	1 LAP	1:07.030	22	1 LAP	1:06.251	69	4 LAPS	1:12.744	69	4 LAPS	1:37.164	8	4 LAPS	1:17.978
8	5 LAPS	1:10.714	14	2 LAPS	1:09.695	25	16.016	1:07.687	25	4.234	1:33.275	65	2 LAPS	1:18.841
17	2 LAPS	1:10.738	8	5 LAPS	1:09.773	22	1 LAP	1:09.774	22	1 LAP	1:23.959	28	2 LAPS	1:18.688
65	3 LAPS	1:12.837	17	2 LAPS	1:10.654	14	2 LAPS	1:10.582	14	2 LAPS	1:23.649	21	1 LAP	1:18.491
28	3 LAPS	1:10.978	65	3 LAPS	1:13.364	66	3 LAPS	2:46.055P	66	3 LAPS	1:19.417	7	1 LAP	1:18.755
21	2 LAPS	1:12.492	28	3 LAPS	1:10.423	8	5 LAPS	2:08.149	4	20 LAPS	20:46.413P	9	42.732	1:18.359
7	2 LAPS	1:11.824	21	2 LAPS	1:11.253	65	3 LAPS	1:55.667	8	5 LAPS	2:13.622	50	43.614	1:18.711
9	1 LAP	1:10.239	7	2 LAPS	1:11.276	28	3 LAPS	1:53.803	65	3 LAPS	2:13.487	18	3 LAPS	1:18.849
50	1 LAP	1:09.650	9	1 LAP	1:11.826	21	2 LAPS	1:52.899	28	3 LAPS	2:13.606	59	3 LAPS	1:18.626
18	4 LAPS	1:13.465	50	1 LAP	1:08.813	7	2 LAPS	1:54.412	21	2 LAPS	2:13.605	42	2 LAPS	1:18.516
59	4 LAPS	1:26.950	18	4 LAPS	1:12.332	9	1 LAP	1:49.176	7	2 LAPS	2:12.284	69	2 LAPS	1:16.731
42	3 LAPS	1:14.548				50	1 LAP	1:49.663	9	1 LAP	2:12.021	14	48.144	1:14.803
38	4 LAPS	1:15.896				18	4 LAPS	1:46.710	50	1 LAP	2:11.775	17	2 LAPS	1:32.213
									18	4 LAPS	2:11.784			
									59	4 LAPS	2:10.821			
									42	3 LAPS	2:11.046			
									38	4 LAPS	2:10.567			
									69	3 LAPS	2:10.645			
									14	1 LAP	2:09.058			
									17	3 LAPS	4:46.713P			
									22	2:44.233	2:38.508P			
									4	19 LAPS	1:27.496			
									8	4 LAPS	1:35.201			
									65	2 LAPS	1:35.039			
									28	2 LAPS	1:34.679			
									21	1 LAP	1:34.885			
									7	1 LAP	1:34.523			
									9	3:44.836	1:35.379			
									50	3:45.366	1:35.388			
									18	3 LAPS	1:35.373			
									59	3 LAPS	1:35.361			
									42	2 LAPS	1:35.296			
									38	3 LAPS	1:36.854			
									69	2 LAPS	1:37.700			
									14	3:53.804	1:38.106			
									17	2 LAPS	1:42.246			

Britsports/GoldArts

RACE CLASSIFICATION - RACE 1 - LAP CHART

(contd.)

Lap 41			Lap 42			Lap 43			Lap 44			Lap 45		
No	Behind	Laptime	No	Behind	Laptime	No	Behind	Laptime	No	Behind	Laptime	No	Behind	Laptime
22		2:08.150	22		1:44.761	22		1:06.661	22		1:05.850	22		1:05.776
4	19 LAPS	2:07.901	4	19 LAPS	1:45.574	4	19 LAPS	1:07.794	4	19 LAPS	1:06.295	4	19 LAPS	1:06.053
1	2.075	2:07.665	1	3.525	1:46.211	25	5.079	1:08.021	25	6.161	1:06.932	25	7.044	1:06.659
25	3.779	2:07.147	25	3.719	1:44.701	1	8.544	1:11.680	1	12.437	1:09.743	1	16.226	1:09.565
8	4 LAPS	1:35.073	8	4 LAPS	1:43.776	8	4 LAPS	1:12.115	8	4 LAPS	1:09.688	8	4 LAPS	1:09.382
65	2 LAPS	1:34.485	65	2 LAPS	1:44.350	28	2 LAPS	1:11.034	28	2 LAPS	1:10.193	9	17.168	1:08.024
28	2 LAPS	1:35.169	28	2 LAPS	1:43.870	65	2 LAPS	1:12.830	9	14.920	1:08.690	28	2 LAPS	1:10.405
21	1 LAP	1:35.148	21	1 LAP	1:43.911	9	12.080	1:10.024	50	17.384	1:09.726	50	20.402	1:08.794
7	1 LAP	1:36.294	7	1 LAP	1:42.119	7	1 LAP	1:11.638	7	1 LAP	1:12.195	7	1 LAP	1:10.423
9	10.274	1:35.692	9	8.717	1:43.204	50	13.508	1:11.364	65	2 LAPS	1:13.107	21	1 LAP	1:11.500
50	10.576	1:35.112	50	8.805	1:42.990	21	1 LAP	1:13.216	21	1 LAP	1:11.719	65	2 LAPS	1:12.799
18	3 LAPS	1:34.875	18	3 LAPS	1:43.400	18	3 LAPS	1:13.612	18	3 LAPS	1:12.389	18	3 LAPS	1:12.043
59	3 LAPS	1:35.097	59	3 LAPS	1:44.093	69	2 LAPS	1:13.469	69	2 LAPS	1:11.998	14	30.305	1:10.632
42	2 LAPS	1:35.009	42	2 LAPS	1:43.829	14	19.335	1:12.394	14	25.449	1:11.964	69	2 LAPS	1:12.415
69	2 LAPS	1:33.831	69	2 LAPS	1:43.843	59	3 LAPS	1:15.290	17	2 LAPS	1:11.880	17	2 LAPS	1:11.701
14	13.867	1:33.873	14	13.602	1:44.496	17	2 LAPS	1:12.172	42	2 LAPS	1:13.344	42	2 LAPS	1:13.196
17	2 LAPS	1:15.907	17	2 LAPS	1:20.274	42	2 LAPS	1:15.906	59	3 LAPS	1:14.824	59	3 LAPS	1:13.390

Weather / Track : Cloudy / Dry

Snetterton
Circuit Length = 1.9520 miles.
Start: 10:44 End: 12:14

Britsports/GoldArts

RACE CLASSIFICATION - RACE 1 - LAP CHART

(contd.)

Lap 46			Lap 47			Lap 48			Lap 49			Lap 50		
No	Behind	Laptime	No	Behind	Laptime	No	Behind	Laptime	No	Behind	Laptime	No	Behind	Laptime
22		1:05.993	22		1:05.962	22		1:05.508	22		1:05.720	22		1:06.820
4	19 LAPS	1:05.028	25	9.150	1:06.865	25	10.831	1:07.189	25	12.346	1:07.235	42	3 LAPS	1:12.936
25	8.247	1:07.196	9	19.953	1:06.861	9	20.106	1:05.661	9	22.256	1:07.870	59	4 LAPS	1:14.114
9	19.054	1:07.879	8	4 LAPS	1:09.448	8	4 LAPS	1:09.361	8	4 LAPS	1:09.267	25	12.421	1:06.895
8	4 LAPS	1:09.919	50	27.366	1:09.357	50	30.416	1:08.558	50	33.017	1:08.321	9	22.326	1:06.890
28	2 LAPS	1:10.331	28	2 LAPS	1:11.050	28	2 LAPS	1:10.004	28	2 LAPS	1:09.847	8	4 LAPS	1:09.069
50	23.971	1:09.562	1	31.213	1:11.449	1	35.787	1:10.082	1	39.739	1:09.672	50	34.680	1:08.483
1	25.726	1:15.493	7	1 LAP	1:10.593	7	1 LAP	1:10.335	7	1 LAP	1:10.911	28	2 LAPS	1:10.596
7	1 LAP	1:10.224	21	1 LAP	1:12.261	21	1 LAP	1:12.281	21	1 LAP	1:11.752	1	42.348	1:09.429
21	1 LAP	1:10.822	65	2 LAPS	1:12.316	65	2 LAPS	1:12.482	65	2 LAPS	1:12.274	7	1 LAP	1:10.523
65	2 LAPS	1:12.635	18	3 LAPS	1:12.154	18	3 LAPS	1:12.348	18	3 LAPS	1:12.213	21	1 LAP	1:11.385
18	3 LAPS	1:11.935	69	2 LAPS	1:11.827	69	2 LAPS	1:12.425	17	2 LAPS	1:12.484	4	19 LAPS	1:05.689
69	2 LAPS	1:12.283	17	2 LAPS	1:11.946	17	2 LAPS	1:12.210	4	19 LAPS	1:06.921	65	2 LAPS	1:12.847
17	2 LAPS	1:12.285	42	2 LAPS	1:13.452	4	19 LAPS	1:09.760	69	2 LAPS	1:13.531	18	3 LAPS	1:12.051
42	2 LAPS	1:13.616	59	3 LAPS	1:13.927	42	2 LAPS	1:14.799				17	2 LAPS	1:11.385
59	3 LAPS	1:13.601	4	19 LAPS	1:56.332P	59	3 LAPS	1:14.071				69	2 LAPS	1:11.543

Britsports/GoldArts

RACE CLASSIFICATION - RACE 1 - LAP CHART

(contd.)

Lap 51			Lap 52			Lap 53			Lap 54			Lap 55		
No	Behind	Laptime	No	Behind	Laptime	No	Behind	Laptime	No	Behind	Laptime	No	Behind	Laptime
22		1:05.851	22		1:08.096	22		1:06.262	22		1:05.768	22		1:06.121
42	3 LAPS	1:13.244	17	3 LAPS	1:11.996	65	3 LAPS	1:12.845	21	2 LAPS	1:11.711	21	2 LAPS	1:11.592
59	4 LAPS	1:13.560	69	3 LAPS	1:12.115	18	4 LAPS	1:12.748	18	4 LAPS	1:12.864	18	4 LAPS	1:11.885
25	13.806	1:07.236	42	3 LAPS	1:13.438	17	3 LAPS	1:11.273	17	3 LAPS	1:12.541	25	17.987	1:09.346
9	24.326	1:07.851	25	13.308	1:07.598	69	3 LAPS	1:11.508	69	3 LAPS	1:12.578	17	3 LAPS	1:11.908
8	4 LAPS	1:08.729	59	4 LAPS	1:13.595	25	13.754	1:06.708	65	3 LAPS	1:15.909	69	3 LAPS	1:12.166
50	37.608	1:08.779	9	23.215	1:06.985	42	3 LAPS	1:14.720	25	14.762	1:06.776	65	3 LAPS	1:12.719
1	47.120	1:10.623	8	4 LAPS	1:08.863	59	4 LAPS	1:13.007	9	25.879	1:07.565	9	26.967	1:07.209
7	1 LAP	1:11.082	50	38.491	1:08.979	9	24.082	1:07.129	42	3 LAPS	1:14.557	42	3 LAPS	1:15.267
4	19 LAPS	1:06.976	1	51.029	1:12.005	8	4 LAPS	1:08.724	59	4 LAPS	1:14.594	59	4 LAPS	1:16.182
21	1 LAP	1:12.702	7	1 LAP	1:10.256	50	40.897	1:08.668	8	4 LAPS	1:08.526	8	4 LAPS	1:08.543
65	2 LAPS	1:13.306	21	1 LAP	1:11.571	1	54.337	1:09.570	50	43.583	1:08.454	50	45.735	1:08.273
18	3 LAPS	1:12.211				7	1 LAP	1:10.461	1	57.529	1:08.960	1	1:01.835	1:10.427
									7	1 LAP	1:10.757	7	1 LAP	1:10.326

Britsports/GoldArts
RACE CLASSIFICATION - RACE 1 - LAP CHART
 (contd.)

Lap 56			Lap 57			Lap 58			Lap 59			Lap 60		
No	Behind	Laptime	No	Behind	Laptime	No	Behind	Laptime	No	Behind	Laptime	No	Behind	Laptime
22		1:06.504	22		1:05.996	22		1:06.974	22		1:06.095	22		1:07.589
21	2 LAPS	1:11.435	7	2 LAPS	1:10.370	1	1 LAP	1:10.265	1	1 LAP	1:09.811	42	4 LAPS	1:14.088
25	18.513	1:07.030	25	19.932	1:07.415	7	2 LAPS	1:10.761	7	2 LAPS	1:10.917	59	5 LAPS	1:13.341
18	4 LAPS	1:11.610	21	2 LAPS	1:11.918	25	20.395	1:07.437	25	21.523	1:07.223	1	1 LAP	1:08.862
17	3 LAPS	1:11.826	18	4 LAPS	1:12.001	21	2 LAPS	1:11.582	21	2 LAPS	1:10.928	69	4 LAPS	1:49.520P
69	3 LAPS	1:11.678	17	3 LAPS	1:11.666	18	4 LAPS	1:11.989	17	3 LAPS	1:12.733	7	2 LAPS	1:10.290
65	3 LAPS	1:12.156	69	3 LAPS	1:11.160	17	3 LAPS	1:11.969	18	4 LAPS	1:13.880	25	21.115	1:07.181
9	28.988	1:08.525	65	3 LAPS	1:12.396	69	3 LAPS	1:11.464	65	3 LAPS	1:15.923	21	2 LAPS	1:11.038
42	3 LAPS	1:13.268	9	33.955	1:10.963	65	3 LAPS	1:12.333	9	49.035	1:12.931	17	3 LAPS	1:11.027
8	4 LAPS	1:09.436	8	4 LAPS	1:09.231	9	42.199	1:15.218	8	4 LAPS	1:08.205	18	4 LAPS	1:12.211
59	4 LAPS	1:13.979	42	3 LAPS	1:14.066	8	4 LAPS	1:08.375				9	50.385	1:08.939
1	1:04.817	1:09.486	59	4 LAPS	1:13.895	42	3 LAPS	1:14.031				65	3 LAPS	1:13.231
						59	4 LAPS	1:13.288				8	4 LAPS	1:08.635

Britsports/GoldArts

RACE CLASSIFICATION - RACE 1 - LAP CHART

(contd.)

Lap 61			Lap 62			Lap 63			Lap 64			Lap 65		
No	Behind	Laptime	No	Behind	Laptime	No	Behind	Laptime	No	Behind	Laptime	No	Behind	Laptime
22		1:06.559	22		1:06.840	22		1:06.744	22		1:07.544	22		1:07.345
42	4 LAPS	1:12.813	1	1 LAP	1:12.339	1	1 LAP	1:09.327	65	4 LAPS	1:12.534	18	5 LAPS	1:12.832
59	5 LAPS	1:13.185	42	4 LAPS	1:14.959	59	5 LAPS	1:12.994	1	1 LAP	1:09.386	65	4 LAPS	1:12.387
1	1 LAP	1:09.130	59	5 LAPS	1:14.387	42	4 LAPS	1:14.142	25	25.251	1:08.589	1	1 LAP	1:08.914
7	2 LAPS	1:11.139	25	23.305	1:08.009	25	24.206	1:07.645	59	5 LAPS	1:12.844	25	25.918	1:08.012
25	22.136	1:07.580	7	2 LAPS	1:11.391	7	2 LAPS	1:10.755	42	4 LAPS	1:13.993	59	5 LAPS	1:12.766
21	2 LAPS	1:11.182	21	2 LAPS	1:10.881	21	2 LAPS	1:11.607	7	2 LAPS	1:11.236	42	4 LAPS	1:13.496
17	3 LAPS	1:11.131	17	3 LAPS	1:11.243	17	3 LAPS	1:11.148	21	2 LAPS	1:11.388	7	2 LAPS	1:11.525
18	4 LAPS	1:11.667	9	55.434	1:10.254	9	58.012	1:09.322	17	3 LAPS	1:11.866	21	2 LAPS	1:10.955
9	52.020	1:08.194	18	4 LAPS	1:12.290	18	4 LAPS	1:12.333	9	1:03.286	1:12.818	17	3 LAPS	1:11.197
8	4 LAPS	1:09.623	8	4 LAPS	1:08.644	8	4 LAPS	1:09.114	8	4 LAPS	1:09.248	8	4 LAPS	1:09.176
65	3 LAPS	1:12.972	65	3 LAPS	1:11.653									

Britsports/GoldArts

RACE CLASSIFICATION - RACE 1 - LAP CHART

(contd.)

Lap 66			Lap 67			Lap 68			Lap 69			Lap 70		
No	Behind	Laptime	No	Behind	Laptime	No	Behind	Laptime	No	Behind	Laptime	No	Behind	Laptime
22		1:06.939	22		1:07.787	25		1:09.370	25		1:10.453	25		1:09.633
9	1 LAP	1:11.536	8	5 LAPS	1:09.236	59	5 LAPS	1:14.379	59	5 LAPS	1:13.984	65	4 LAPS	1:13.438
18	5 LAPS	1:11.687	17	4 LAPS	1:11.486	7	2 LAPS	1:12.822	7	2 LAPS	1:13.196	1	1 LAP	1:12.210
65	4 LAPS	1:12.126	9	1 LAP	1:11.500	42	4 LAPS	1:15.006	42	4 LAPS	1:14.327	59	5 LAPS	1:13.069
1	1 LAP	1:09.063	18	5 LAPS	1:12.056	21	2 LAPS	1:13.053	21	2 LAPS	1:11.912	7	2 LAPS	1:15.717
25	26.652	1:07.673	65	4 LAPS	1:12.729	8	4 LAPS	1:09.585	8	4 LAPS	1:09.172	42	4 LAPS	1:13.145
59	5 LAPS	1:13.502	1	1 LAP	1:09.616	9	47.449	1:08.910	9	46.073	1:09.077	21	2 LAPS	1:11.526
7	2 LAPS	1:13.257	25	27.069	1:08.204	17	3 LAPS	1:12.060	17	3 LAPS	1:12.132	8	4 LAPS	1:09.165
42	4 LAPS	1:14.292	59	5 LAPS	1:12.768	18	4 LAPS	1:13.568	18	4 LAPS	1:12.160	9	44.127	1:07.687
21	2 LAPS	1:12.212	7	2 LAPS	1:12.582	65	3 LAPS	1:12.088				17	3 LAPS	1:22.989
			42	4 LAPS	1:13.994	1	1:09.917	1:10.622				18	4 LAPS	1:12.161
			21	2 LAPS	1:11.525									
			8	4 LAPS	1:10.080									
			17	3 LAPS	1:11.987									
			9	1:14.978	1:10.727									
			18	4 LAPS	1:14.424									
			65	3 LAPS	1:14.035									
			1	1:35.734	1:10.616									

Production S1 2005 QUALIFYING - RACE 2

POS	NO	CL	NAME	CAR	TIME	LAPS	GAP	MPH
1	32	B	McInerney/McInerney	Honda Integra	1:17.281	15		90.93
2	37	B	Stephens/Smith	BMW M3 E30	1:17.367	13	0.086	90.82
3	44	B	Nicolas/Graves	Honda Integra R	1:17.486	14	0.205	90.69
4	7	A	Gamski/Robinson	Ferrari 355	1:17.922	15	0.641	90.18
5	8	A	Symons/D'Cruze	BMW M3 E36	1:18.064	15	0.783	90.01
6	64	B	Gannon/Gannon	Honda Integra R	1:18.606	14	1.325	89.39
7	9	B	Walewska/D'Cruze	Spoon Honda Accord	1:18.652	15	1.371	89.34
8	68	B	Reynolds/Thorpe	Honda Integra	1:18.931	12	1.650	89.03
9	42	B	Graves/MacHitski	Honda Civic Type R	1:19.379	15	2.098	88.52
10	96	C	Firman/Ticehurst	Mazda RX8	1:19.511	12	2.230	88.38
11	84	C	Griffin/Simmond	Renault Clio	1:19.874	15	2.593	87.97
12	59	A	Laslett/Stockley	Lotus Exige 2	1:20.410	14	3.129	87.39
13	52	C	Ridley Holloway/Mason	Honda Civic Type R	1:20.528	15	3.247	87.26
14	69	B	Kraemer/George	Ford Focus	1:20.597	16	3.316	87.18
15	80	C	Smith/Bishop/Kinchin	Alfa Romeo 156	1:21.608	13	4.327	86.10
16	36	D	Mercer/Bennett-Braggs	MG ZR	1:21.861	15	4.580	85.84
17	70	D	Skelton/Forster	Mini Cooper S Works	1:22.100	11	4.819	85.59
18	91	C	Bridge/Orme	Peugeot 206 SW	1:23.070	13	5.789	84.59
19	72	C	Ashford/Watson	Alfa Romeo 156	1:23.629	12	6.348	84.02
20	98	C	Griffiths/Whitworth	Mazda RX8	1:25.567	6	8.286	82.12
21	53	C	Garrod	Porsche 944	1:26.901	13	9.620	80.86
22	76	C	Ballentyne/Ballentyne/Brooks/Gibson	Porsche 944	1:29.936	13	12.655	78.13
23	75	C	Hands/Salmon	Honda Civic R	1:30.753	11	13.472	77.43

Car No 80 needs a working transponder please.
Weather / Track : Sunny / Dry

Snetterton
Circuit Length = 1.9520 miles.
Start: 09:32 End: 09:57

Production S1 2005 QUALIFYING - LAP ANALYSIS

7	Gamski/Robinson	Ferrari 355			
1 -	3:54.943	6 -	1:20.208	11 -	1:18.963
2 -	1:27.024	7 -	3:38.172	12 -	1:20.067
3 -	1:22.498	8 -	1:19.263	13 -	1:18.700
4 -	1:20.873	9 -	1:20.963	14 -	1:18.319
5 -	1:20.872	10 -	1:19.633	15 -	1:17.922
8	Symons/D'Cruze	BMW M3 E36			
1 -	3:07.483	6 -	1:18.162	11 -	1:18.789
2 -	1:24.447	7 -	1:18.072	12 -	4:13.559
3 -	1:21.473	8 -	1:18.064	13 -	1:18.776
4 -	1:19.300	9 -	1:24.285	14 -	1:24.242
5 -	1:19.094	10 -	1:31.879	15 -	1:18.697
9	Walewska/D'Cruze	Spoon Honda Accord			
1 -	2:59.134	6 -	1:25.715	11 -	1:22.975
2 -	1:20.588	7 -	1:23.805	12 -	1:22.894
3 -	1:18.695	8 -	1:22.970	13 -	1:22.343
4 -	1:18.652	9 -	1:25.561	14 -	1:24.829
5 -	5:23.724	10 -	1:23.733	15 -	1:23.389
32	McInerney/McInerney	Honda Integra			
1 -	3:09.651	6 -	1:21.064	11 -	1:17.281
2 -	1:23.854	7 -	1:21.343	12 -	1:21.396
3 -	1:22.026	8 -	1:20.135	13 -	1:18.514
4 -	1:20.125	9 -	4:49.218	14 -	1:20.948
5 -	1:20.198	10 -	1:18.282	15 -	1:17.699
36	Mercer/Bennett-Braggs	MG ZR			
1 -	3:16.751	6 -	1:22.071	11 -	1:25.004
2 -	1:28.909	7 -	1:23.054	12 -	1:24.382
3 -	1:25.291	8 -	5:17.990	13 -	1:27.092
4 -	1:22.766	9 -	1:29.895	14 -	1:25.306
5 -	1:21.861	10 -	1:24.824	15 -	1:22.372
37	Stephens/Smith	BMW M3 E30			
1 -	3:06.040	6 -	1:19.328	11 -	1:17.367
2 -	1:21.683	7 -	1:20.944	12 -	1:18.238
3 -	1:19.798	8 -	5:47.751	13 -	5:01.036
4 -	1:18.576	9 -	1:21.717		
5 -	1:19.959	10 -	1:17.679		

Car No 80 needs a working transponder please.
Weather / Track : Sunny / Dry

Production S1 2005 QUALIFYING - LAP ANALYSIS

(contd.)

42	Graves/MacHitski	Honda Civic Type R			
1 -	3:41.805	6 -	1:24.615	11 -	5:12.856
2 -	1:27.361	7 -	1:24.932	12 -	1:20.503
3 -	1:29.387	8 -	1:22.959	13 -	1:19.416
4 -	1:26.784	9 -	1:23.764	14 -	1:19.571
5 -	1:25.151	10 -	1:22.803	15 -	1:19.379
44	Nicolas/Graves	Honda Integra R			
1 -	4:18.528	6 -	4:26.369	11 -	1:20.748
2 -	1:26.434	7 -	1:20.587	12 -	1:18.440
3 -	1:17.872	8 -	1:25.672	13 -	1:18.779
4 -	1:23.032	9 -	1:18.988	14 -	1:21.564
5 -	1:17.486	10 -	1:18.607		
52	Ridley Holloway/Mason	Honda Civic Type R			
1 -	3:29.753	6 -	1:20.561	11 -	1:21.248
2 -	1:22.605	7 -	1:23.324	12 -	3:48.741
3 -	1:26.102	8 -	1:20.528	13 -	1:21.010
4 -	1:21.834	9 -	1:21.868	14 -	1:20.694
5 -	1:21.401	10 -	1:20.689	15 -	1:22.783
53	Garrod	Porsche 944			
1 -	3:40.264	6 -	1:29.642	11 -	1:29.736
2 -	1:41.793	7 -	1:29.286	12 -	1:26.901
3 -	1:36.039	8 -	1:29.239	13 -	1:27.282
4 -	1:34.971	9 -	1:27.706		
5 -	1:31.547	10 -	6:41.575		
59	Laslett/Stockley	Lotus Exige 2			
1 -	3:16.281	6 -	1:23.939	11 -	1:21.032
2 -	1:28.314	7 -	1:24.441	12 -	1:20.758
3 -	1:25.998	8 -	1:23.651	13 -	1:20.410
4 -	1:26.893	9 -	4:44.984	14 -	1:26.691
5 -	1:25.349	10 -	1:22.357		
64	Gannon/Gannon	Honda Integra R			
1 -	3:45.468	6 -	1:20.740	11 -	1:19.185
2 -	1:23.975	7 -	1:19.310	12 -	1:18.650
3 -	1:21.973	8 -	1:19.280	13 -	1:18.606
4 -	5:46.661	9 -	1:19.438	14 -	1:20.043
5 -	1:21.319	10 -	1:19.438		

Car No 80 needs a working transponder please.
Weather / Track : Sunny / Dry

Production S1 2005 QUALIFYING - LAP ANALYSIS

(contd.)

68	Reynolds/Thorpe	Honda Integra		
1 - 2:59.764	6 - 1:21.396	11 - 1:22.219		
2 - 1:20.973	7 - 1:20.674	12 - 1:24.266		
3 - 1:18.931	8 - 1:20.019			
4 - 1:18.959	9 - 1:20.623			
5 - 4:44.230	10 - 1:20.457			
69	Kraemer/George	Ford Focus		
1 - 3:18.831	6 - 1:20.597	11 - 1:21.860	16 - 1:21.649	
2 - 1:26.436	7 - 4:51.047	12 - 1:22.129		
3 - 1:23.152	8 - 1:24.767	13 - 1:22.405		
4 - 1:22.091	9 - 1:23.121	14 - 1:22.792		
5 - 1:21.528	10 - 1:22.202	15 - 1:21.500		
70	Skelton/Forster	Mini Cooper S Works		
1 - 3:46.239	6 - 1:22.100	11 - 1:30.111		
2 - 1:24.310	7 - 6:03.681			
3 - 1:22.841	8 - 1:25.410			
4 - 1:22.169	9 - 1:24.386			
5 - 1:22.255	10 - 1:23.061			
72	Ashford/Watson	Alfa Romeo 156		
1 - 3:56.019	6 - 1:26.278	11 - 4:35.223		
2 - 1:27.785	7 - 1:23.629	12 - 1:25.263		
3 - 1:27.076	8 - 1:23.802			
4 - 1:26.772	9 - 1:27.001			
5 - 1:25.459	10 - 5:59.135			
75	Hands/Salmon	Honda Civic R		
1 - 3:35.882	6 - 1:30.753	11 - 1:43.865		
2 - 1:33.565	7 - 1:31.533			
3 - 1:35.848	8 - 5:07.937			
4 - 1:32.332	9 - 1:34.662			
5 - 1:33.755	10 - 4:30.279			
76	Ballentyne/Ballentyne/Brooks/Gibson	Porsche 944		
1 - 3:46.793	6 - 1:29.936	11 - 1:34.214		
2 - 1:35.645	7 - 1:30.122	12 - 1:36.011		
3 - 1:36.199	8 - 1:31.665	13 - 1:35.304		
4 - 1:35.005	9 - 5:23.227			
5 - 1:31.278	10 - 1:46.902			

Car No 80 needs a working transponder please.
Weather / Track : Sunny / Dry

**Production S1 2005
QUALIFYING - LAP ANALYSIS**

(contd.)


80	Smith/Bishop/Kinchin	Alfa Romeo 156
1 - 3:53.604	6 - 1:27.062	11 - 1:21.744
2 - 1:34.843	7 - 1:26.505	12 - 1:21.608
3 - 1:30.037	8 - 7:40.354	13 - 1:21.800
4 - 1:30.488	9 - 1:22.769	
5 - 1:26.477	10 - 1:22.522	
84	Griffin/Simmond	Renault Clio
1 - 3:43.496	6 - 1:20.010	11 - 1:23.292
2 - 1:22.666	7 - 1:20.283	12 - 1:24.041
3 - 1:21.051	8 - 5:19.048	13 - 1:27.095
4 - 1:20.502	9 - 1:24.530	14 - 1:22.652
5 - 1:19.874	10 - 1:24.011	15 - 1:25.018
91	Bridge/Orme	Peugeot 206 SW
1 - 3:05.347	6 - 1:23.070	11 - 1:23.545
2 - 1:25.522	7 - 4:57.600	12 - 1:24.095
3 - 1:25.603	8 - 1:25.082	13 - 1:23.718
4 - 1:23.563	9 - 1:23.905	
5 - 1:23.504	10 - 1:23.872	
96	Firman/Ticehurst	Mazda RX8
1 - 4:07.156	6 - 1:19.664	11 - 3:39.964
2 - 1:25.966	7 - 1:19.511	12 - 1:28.204
3 - 1:30.771	8 - 4:13.878	
4 - 1:37.043	9 - 1:26.959	
5 - 1:21.079	10 - 1:21.558	
98	Griffiths/Whitworth	Mazda RX8
1 - 3:13.221	6 - 1:26.747	
2 - 1:28.516		
3 - 1:26.070		
4 - 1:25.646		
5 - 1:25.567		

Car No 80 needs a working transponder please.
Weather / Track : Sunny / Dry

**Production S1 2005
GRID - RACE 2**

ROW 12	75	Hands/Salmon	
ROW 11	53	Garrod	76 Ballentyne/Ballentyne/Brooks/Gibson
ROW 10	72	Ashford/Watson	98 Griffiths/Whitworth
ROW 9	70	Skelton/Forster	91 Bridge/Orme
ROW 8	80	Smith/Bishop/Kinchin	36 Mercer/Bennett-Braggs
ROW 7	52	Ridley Holloway/Mason	69 Kraemer/George
ROW 6	84	Griffin/Simmond	59 Laslett/Stockley
ROW 5	42	Graves/MacHitski	96 Firman/Ticehurst
ROW 4	9	Walewska/D'Cruze	68 Reynolds/Thorpe
ROW 3	8	Symons/D'Cruze	64 Gannon/Gannon
ROW 2	44	Nicolas/Graves	7 Gamski/Robinson
ROW 1	32	McInerney/McInerney	37 Stephens/Smith

POLE



Car No 80 needs a working transponder please.

Weather / Track : Sunny / Dry

These times are provisional until the conclusion of any judicial and technical matters.

Snetterton

Circuit Length = 1.9520 miles.

Start: 09:32 End: 09:57

Clerk Of Course:	Stewards:	Timekeeper:
------------------	-----------	-------------

Production S1 2005

RACE CLASSIFICATION - RACE 2 - 1 Hour

POS	NO	CL	NAME	CAR	TIME	LAPS	GAP	MPH	BEST
1	8	A	Symons/D'Cruze	BMW M3 E36	1:00:10.698	37		72.01	1:17.238
2	37	B	Stephens/Smith	BMW M3 E30	1:00:28.885	37	18.187	71.64	1:18.463
3	44	B	Nicolas/Graves	Honda Integra R	1:00:33.531	37	22.833	71.55	1:18.684
4	96	C	Firman/Ticehurst	Mazda RX8	1:01:00.518	37	49.820	71.03	1:19.319
5	59	A	Laslett/Stockley	Lotus Exige 2	1:01:10.912	37	1:00.214	70.82	1:20.252
6	52	C	Ridley Holloway/Mason	Honda Civic Type R	1:01:20.042	37	1:09.344	70.65	1:20.564
7	7	A	Gamski/Robinson	Ferrari 355	58:51.127	36	1 LAP	71.64	1:17.774
8	64	B	Gannon/Gannon	Honda Integra R	1:00:20.965	36	1 LAP	69.86	1:20.203
9	32	B	McInerney/McInerney	Honda Integra	1:00:31.736	36	1 LAP	69.65	1:18.323
10	68	B	Reynolds/Thorpe	Honda Integra	1:00:40.303	36	1 LAP	69.49	1:19.625
11	75	C	Hands/Salmon	Honda Civic R	1:01:12.347	36	1 LAP	68.88	1:22.690
12	69	B	Kraemer/George	Ford Focus	58:38.264	35	2 LAPS	69.90	1:20.250
13	84	C	Griffin/Simmonds	Renault Clio	59:04.045	35	2 LAPS	69.39	1:21.445
14	42	B	Graves/MacHitski	Honda Civic Type R	1:00:39.454	35	2 LAPS	67.57	1:19.696
15	91	C	Bridge/Orme	Peugeot 206 SW	1:00:00.734	34	3 LAPS	66.35	1:22.386
16	9	A	Walewska/D'Cruze	BMW M3 E36	1:00:58.394	34	3 LAPS	65.30	1:20.353
17	80	C	Smith/Bishop	Alfa Romeo 156	1:00:39.824	33	4 LAPS	63.71	1:22.123
18	70	D	Skelton/Forster	Mini Cooper S Works	1:00:08.236	27	10 LAPS	52.58	1:24.756
19	53	C	Garrod	Porsche 944	1:01:28.130	27	10 LAPS	51.44	1:27.576
20	76	C	Ballentyne/Ballentyne/Brooks/Gibson	Porsche 944	1:01:06.502	25	12 LAPS	47.91	1:31.269
21	72	C	Ashford/Watson	Alfa Romeo 156	35:59.895	16	21 LAPS	52.05	1:23.151
22	36	D	Mercer/Bennett-Braggs	MG ZR	1:01:22.119	8	29 LAPS	15.26	1:21.877

FASTEST LAP

8	A	Symons/D'Cruze	BMW M3 E36	1:17.238	34	90.98mph	146.42kph
32	B	McInerney/McInerney	Honda Integra	1:18.323	33	89.72mph	144.39kph
96	C	Firman/Ticehurst	Mazda RX8	1:19.319	18	88.59mph	142.57kph
36	D	Mercer/Bennett-Braggs	MG ZR	1:21.877	3	85.82mph	138.12kph

Weather / Track : Cloudy / Dry
 These times are provisional until the conclusion of any judicial and technical matters.

Snetterton
 Circuit Length = 1.9520 miles.
 Start: 13:09 End: 14:09

Clerk Of Course:	Stewards:	Timekeeper:
------------------	-----------	-------------

**Production S1 2005
RACE CLASSIFICATION - RACE 2**

POS	NO	CL	NAME	CAR	TIME	LAPS	GAP	MPH	BEST
1	32	B	McInerney/McInerney	Honda Integra	2:00:56.129	82		79.41	1:17.745
2	44	B	Nicolas/Graves	Honda Integra R	2:01:05.478	82	9.349	79.31	1:18.139
3	37	B	Stephens/Smith	BMW M3 E30	2:01:18.407	82	22.278	79.17	1:17.824
4	68	B	Reynolds/Thorpe	Honda Integra	2:01:24.982	80	2 LAPS	77.16	1:19.625
5	96	C	Firman/Ticehurst	Mazda RX8	2:01:31.996	80	2 LAPS	77.09	1:19.319
6	84	C	Griffin/Simmonds	Renault Clio	2:01:44.020	80	2 LAPS	76.96	1:19.638
7	52	C	Ridley Holloway/Mason	Honda Civic Type R	2:01:47.596	80	2 LAPS	76.93	1:20.213
8	64	B	Gannon/Gannon	Honda Integra R	2:01:05.897	79	3 LAPS	76.40	1:19.462
9	42	B	Graves/MacHitski	Honda Civic Type R	2:02:03.983	79	3 LAPS	75.79	1:19.696
10	9	A	Walewska/D'Cruze	BMW M3 E36	2:02:04.313	79	3 LAPS	75.79	1:20.353
11	91	C	Bridge/Orme	Peugeot 206 SW	2:01:39.526	78	4 LAPS	75.09	1:22.386
12	80	C	Smith/Bishop	Alfa Romeo 156	2:02:01.881	78	4 LAPS	74.86	1:19.951
13	75	C	Hands/Salmon	Honda Civic R	2:01:45.718	76	6 LAPS	73.10	1:22.539
14	7	A	Gamski/Robinson	Ferrari 355	1:52:07.160	75	7 LAPS	78.34	1:17.536
15	8	A	Symons/D'Cruze	BMW M3 E36	1:47:18.208	72	10 LAPS	78.58	1:15.735
16	69	B	Kraemer/George	Ford Focus	2:02:08.560	70	12 LAPS	67.12	1:20.250
17	53	C	Garrod	Porsche 944	2:01:06.331	67	15 LAPS	64.79	1:27.375
18	70	D	Skelton/Forster	Mini Cooper S Works	2:02:04.881	62	20 LAPS	59.48	1:24.756
19	36	D	Mercer/Bennett-Braggs	MG ZR	2:01:43.929	51	31 LAPS	49.06	1:21.877
NOT CLASSIFIED									
59	A		Laslett/Stockley	Lotus Exige 2	1:26:01.095	52	D.N.F.	70.80	1:20.252
76	C		Ballentyne/Ballentyne/Brooks/Gibson	Porsche 944	2:02:17.345	40	N.C.F.	38.30	1:31.269
72	C		Ashford/Watson	Alfa Romeo 156	35:59.895	16	D.N.F.	52.05	1:23.151
FASTEST LAP									
8	A		Symons/D'Cruze	BMW M3 E36	1:15.735	66	92.78mph	149.32kph	
32	B		McInerney/McInerney	Honda Integra	1:17.745	64	90.38mph	145.46kph	
96	C		Firman/Ticehurst	Mazda RX8	1:19.319	18	88.59mph	142.57kph	
36	D		Mercer/Bennett-Braggs	MG ZR	1:21.877	3	85.82mph	138.12kph	

Weather / Track : Sunny / Dry
 These results are provisional until the conclusion of any judicial and technical matters.

Snetterton
 Circuit Length = 1.9520 miles.
 Start: 13:09 End: 15:10

Clerk Of Course:	Stewards:	Timekeeper:
------------------	-----------	-------------

Production S1 2005
RACE CLASSIFICATION - RACE 2 - LAP CHART

Lap 1			Lap 2			Lap 3			Lap 4			Lap 5		
No	Behind	Laptime	No	Behind	Laptime	No	Behind	Laptime	No	Behind	Laptime	No	Behind	Laptime
32		9:22.894	32		1:21.337	7		1:20.289	7		1:18.927	7		1:19.333
37	0.175	9:23.069	37	0.208	1:21.370	37	0.685	1:21.410	37	1.332	1:19.574	37	2.468	1:20.469
44	0.821	9:23.715	7	0.644	1:19.884	32	1.895	1:22.828	32	4.464	1:21.496	32	5.098	1:19.967
7	2.097	9:24.991	44	1.533	1:22.049	9	2.384	1:21.579	9	4.932	1:21.475	44	6.480	1:20.533
8	2.711	9:25.605	9	1.738	1:20.353	8	3.320	1:21.936	44	5.280	1:20.844	8	7.779	1:21.829
9	2.722	9:25.616	8	2.317	1:20.943	44	3.363	1:22.763	8	5.283	1:20.890	64	8.015	1:21.605
64	3.879	9:26.773	64	3.470	1:20.928	64	4.138	1:21.601	64	5.743	1:20.532	9	8.620	1:23.021
42	4.735	9:27.629	42	4.193	1:20.795	42	5.222	1:21.962	42	6.861	1:20.566	42	9.325	1:21.797
68	4.999	9:27.893	68	4.486	1:20.824	68	5.367	1:21.814	68	7.054	1:20.614	96	9.797	1:21.313
96	5.600	9:28.494	96	5.509	1:21.246	96	5.936	1:21.360	96	7.817	1:20.808	68	10.212	1:22.491
84	5.768	9:28.662	59	7.570	1:22.308	59	8.205	1:21.568	59	10.983	1:21.705	59	12.933	1:21.283
59	6.599	9:29.493	84	8.388	1:23.957	52	9.620	1:21.491	52	11.742	1:21.049	52	13.414	1:21.005
52	7.338	9:30.232	52	9.062	1:23.061	84	10.331	1:22.876	84	13.294	1:21.890	69	15.563	1:21.050
69	7.793	9:30.687	69	9.327	1:22.871	69	11.411	1:23.017	69	13.846	1:21.362	84	16.072	1:22.111
70	8.723	9:31.617	36	10.483	1:23.079	36	11.427	1:21.877	36	14.799	1:22.299	36	17.358	1:21.892
36	8.741	9:31.635	91	11.831	1:23.671	91	13.683	1:22.785	91	17.976	1:23.220	91	21.061	1:22.418
91	9.497	9:32.391	70	13.163	1:25.777	70	17.793	1:25.563	70	24.641	1:25.775	70	30.530	1:25.222
80	11.428	9:34.322	72	16.585	1:25.806	72	21.793	1:26.141	72	28.266	1:25.400	80	37.286	1:27.726
72	12.116	9:35.010	80	17.385	1:27.294	80	22.615	1:26.163	80	28.893	1:25.205	75	38.568	1:26.517
75	13.778	9:36.672	75	19.558	1:27.117	75	25.113	1:26.488	75	31.384	1:25.198	53	1:05.424	1:30.477
76	17.799	9:40.693	76	28.786	1:32.324	76	39.687	1:31.834	53	54.280	1:33.195	76	1:13.578	1:33.924
53	17.992	9:40.886	53	29.286	1:32.631	53	40.012	1:31.659	76	58.987	1:38.227			

Production S1 2005
RACE CLASSIFICATION - RACE 2 - LAP CHART
 (contd.)

Lap 6			Lap 7			Lap 8			Lap 9			Lap 10		
No	Behind	Laptime	No	Behind	Laptime	No	Behind	Laptime	No	Behind	Laptime	No	Behind	Laptime
7		1:18.864	7		1:20.644	7		2:02.827	7		2:09.923	7		2:00.240
37	2.915	1:19.311	32	5.124	1:20.361	32	1.280	1:58.983	32	2.099	2:10.742	32	2.088	2:00.229
32	5.407	1:19.173	37	5.617	1:23.346	37	1.900	1:59.110	37	2.679	2:10.702	37	2.707	2:00.268
44	6.371	1:18.755	44	6.321	1:20.594	44	2.472	1:58.978	44	3.205	2:10.656	44	3.168	2:00.203
8	7.570	1:18.655	8	7.390	1:20.464	8	3.365	1:58.802	8	4.073	2:10.631	8	4.308	2:00.475
64	10.221	1:21.070	76	1 LAP	1:35.023	76	1 LAP	1:57.973	76	1 LAP	2:11.286	76	1 LAP	2:00.842
42	11.654	1:21.193	64	12.322	1:22.745	64	5.485	1:55.990	64	6.533	2:10.971	64	7.349	2:01.056
96	12.213	1:21.280	42	12.886	1:21.876	42	6.232	1:56.173	42	7.487	2:11.178	42	8.847	2:01.600
68	13.075	1:21.727	96	13.420	1:21.851	96	6.753	1:56.160	96	8.526	2:11.696	96	9.790	2:01.504
9	15.711	1:25.955	68	13.578	1:21.147	68	7.325	1:56.574	68	9.848	2:12.446	68	11.512	2:01.904
52	17.665	1:23.115	9	17.896	1:22.829	52	8.653	1:52.904	52	10.736	2:12.006	52	12.171	2:01.675
59	19.543	1:25.474	52	18.576	1:21.555	59	9.159	1:52.124	59	11.825	2:12.589	59	12.997	2:01.412
84	19.924	1:22.716	59	19.862	1:20.963	84	9.550	1:51.423	84	12.495	2:12.868	84	13.298	2:01.043
69	20.579	1:23.880	84	20.954	1:21.674	69	10.229	1:51.594	69	13.214	2:12.908	69	14.088	2:01.114
91	25.116	1:22.919	69	21.462	1:21.527	91	10.830	1:45.779	91	14.147	2:13.240	91	15.005	2:01.098
70	37.421	1:25.755	91	27.878	1:23.406	80	17.527	1:27.674	80	14.717	2:07.113	80	15.664	2:01.187
80	45.851	1:27.429	70	42.666	1:25.889	75	19.843	1:29.527	75	22.658	2:12.738	75	16.712	1:54.294
75	46.517	1:26.813	80	52.680	1:27.473	72	2 LAPS	1:46.550	70	1 LAP	3:55.424P	70	1 LAP	1:52.055
53	1:19.132	1:32.572	75	53.143	1:27.270	53	1:21.353	1:42.902	72	2 LAPS	1:32.036	72	2 LAPS	1:36.577
			72	2 LAPS	5:06.731P				53	43.668	1:32.238	53	19.295	1:35.867
			53	1:41.278	1:42.790				9	1 LAP	5:07.412P	9	1 LAP	1:34.787

Production S1 2005
RACE CLASSIFICATION - RACE 2 - LAP CHART
 (contd.)

Lap 11			Lap 12			Lap 13			Lap 14			Lap 15		
No	Behind	Laptime	No	Behind	Laptime	No	Behind	Laptime	No	Behind	Laptime	No	Behind	Laptime
7		1:55.404	7		1:46.999	7		1:18.907	7		1:18.272	7		1:19.582
32	2.740	1:56.056	32	0.485	1:44.744	32	1.345	1:19.767	8	3.175	1:19.308	32	3.421	1:19.708
37	3.280	1:55.977	37	0.741	1:44.460	8	2.139	1:19.443	32	3.295	1:20.222	8	4.678	1:21.085
44	4.382	1:56.618	44	1.306	1:43.923	37	2.640	1:20.806	37	3.777	1:19.409	37	5.209	1:21.014
8	5.135	1:56.231	8	1.603	1:43.467	44	3.528	1:21.129	44	4.338	1:19.082	44	5.231	1:20.475
76	1 LAP	1:55.617	64	6.399	1:45.960	64	8.775	1:21.283	42	10.547	1:20.033	42	10.670	1:19.705
64	7.438	1:55.493	42	6.797	1:45.292	42	8.786	1:20.896	64	11.576	1:21.073	64	12.197	1:20.203
42	8.504	1:55.061	96	7.011	1:44.933	68	9.034	1:20.449	96	12.222	1:20.602	96	12.522	1:19.882
96	9.077	1:54.691	68	7.492	1:44.174	96	9.892	1:21.788	68	12.496	1:21.734	68	12.944	1:20.030
68	10.317	1:54.209	52	8.417	1:44.170	52	10.659	1:21.149	59	13.416	1:20.373	59	14.309	1:20.475
52	11.246	1:54.479	59	8.787	1:43.469	59	11.315	1:21.435	52	14.371	1:21.984	52	15.554	1:20.765
59	12.317	1:54.724	84	9.399	1:43.008	84	12.364	1:21.872	84	18.696	1:24.604	84	21.240	1:22.126
84	13.390	1:55.496	69	9.850	1:42.733	69	13.114	1:22.171	9	2 LAPS	2:36.486P	69	21.574	1:21.751
69	14.116	1:55.432	91	10.555	1:41.901	91	14.719	1:23.071	69	19.405	1:24.563	91	23.144	1:22.933
91	15.653	1:56.052	80	10.964	1:41.889	80	15.939	1:23.882	91	19.793	1:23.346	80	27.217	1:24.686
80	16.074	1:55.814	75	14.791	1:43.055	75	20.876	1:24.992	80	22.113	1:24.446	9	2 LAPS	1:28.814
75	18.735	1:57.427	70	1 LAP	1:43.844	70	1 LAP	1:24.756	75	26.993	1:24.389	75	31.411	1:24.000
70	1 LAP	1:57.621	72	2 LAPS	1:43.620	72	2 LAPS	1:24.805	76	2 LAPS	1:45.703	72	2 LAPS	1:23.660
72	2 LAPS	1:57.486	53	20.317	1:45.698	53	33.145	1:31.735	72	2 LAPS	1:23.680	76	2 LAPS	1:32.357
53	21.618	1:57.727	9	1 LAP	1:45.049				53	47.904	1:33.031	53	58.580	1:30.258
9	1 LAP	1:31.066	76	1 LAP	2:59.983P									

Production S1 2005

RACE CLASSIFICATION - RACE 2 - LAP CHART

(contd.)

Lap 16			Lap 17			Lap 18			Lap 19			Lap 20		
No	Behind	Laptime	No	Behind	Laptime	No	Behind	Laptime	No	Behind	Laptime	No	Behind	Laptime
7		1:20.324	7		1:19.049	7		1:18.517	7		1:19.971	7		1:20.217
8	2.916	1:18.562	8	3.003	1:19.136	53	1 LAP	1:29.294	8	4.062	1:19.773	8	3.043	1:19.198
32	3.707	1:20.610	32	3.802	1:19.144	8	4.260	1:19.774	37	5.293	1:20.303	37	3.691	1:18.615
44	4.692	1:19.785	44	4.491	1:18.848	32	4.302	1:19.017	32	6.576	1:22.245	32	5.771	1:19.412
37	4.810	1:19.925	37	4.623	1:18.862	37	4.961	1:18.855	44	7.254	1:22.237	44	6.600	1:19.563
42	10.042	1:19.696	42	11.219	1:20.226	44	4.988	1:19.014	53	1 LAP	1:31.234	76	3 LAPS	1:33.543
96	12.913	1:20.715	96	15.960	1:22.096	42	13.131	1:20.429	42	13.436	1:20.276	42	13.941	1:20.722
64	13.117	1:21.244	68	16.550	1:21.998	96	16.762	1:19.319	96	16.344	1:19.553	96	16.227	1:20.100
68	13.601	1:20.981	59	18.133	1:22.872	68	18.046	1:20.013	68	18.369	1:20.294	68	19.262	1:21.110
59	14.310	1:20.325	52	19.073	1:22.080	59	19.868	1:20.252	59	20.402	1:20.505	59	21.474	1:21.289
52	16.042	1:20.812	69	24.024	1:21.058	52	21.489	1:20.933	52	22.554	1:21.036	52	25.139	1:22.802
69	22.015	1:20.765	64	26.813	1:32.745	69	26.971	1:21.464	69	27.250	1:20.250	69	29.879	1:22.846
84	24.492	1:23.576	84	27.459	1:22.016	84	31.007	1:22.065	64	32.684	1:20.830	64	33.862	1:21.395
91	26.266	1:23.446	91	30.032	1:22.815	70	5 LAPS	6:45.915P	84	33.336	1:22.300	84	35.267	1:22.148
80	32.798	1:25.905	9	2 LAPS	1:22.521	64	31.825	1:23.529	9	2 LAPS	1:25.053	9	2 LAPS	1:23.016
9	2 LAPS	1:23.837	80	39.365	1:25.616	91	34.447	1:22.932	70	5 LAPS	1:36.372	80	56.655	1:24.947
75	34.433	1:23.346	72	2 LAPS	1:24.264	9	2 LAPS	1:23.352	80	51.925	1:25.923	70	5 LAPS	1:28.299
72	2 LAPS	1:23.151	75	41.328	1:25.944	80	45.973	1:25.125	75	53.020	1:25.992	75	57.514	1:24.711
76	2 LAPS	1:33.167	76	2 LAPS	1:31.556	72	2 LAPS	1:24.978	91	1:00.353	1:45.877	91	1:03.587	1:23.451
53	1:08.574	1:30.318				75	46.999	1:24.188						
						76	2 LAPS	1:31.269						

Production S1 2005
RACE CLASSIFICATION - RACE 2 - LAP CHART
 (contd.)

Lap 21			Lap 22			Lap 23			Lap 24			Lap 25		
No	Behind	Laptime	No	Behind	Laptime	No	Behind	Laptime	No	Behind	Laptime	No	Behind	Laptime
7		1:18.552	7		1:18.540	7		1:18.509	7		1:18.316	7		1:18.621
8	3.692	1:19.201	8	3.279	1:18.127	70	6 LAPS	1:28.753	8	1.938	1:17.937	8	2.841	1:19.524
37	4.008	1:18.869	37	4.120	1:18.652	8	2.317	1:17.547	37	5.141	1:18.463	75	1 LAP	1:24.374
32	6.290	1:19.071	32	7.482	1:19.732	37	4.994	1:19.383	32	10.223	1:20.003	91	1 LAP	1:25.417
44	6.732	1:18.684	44	8.439	1:20.247	32	8.536	1:19.563	44	10.659	1:19.792	80	1 LAP	1:27.275
42	15.521	1:20.132	42	16.967	1:19.986	44	9.183	1:19.253	70	6 LAPS	1:31.847	37	5.790	1:19.270
96	17.586	1:19.911	96	19.254	1:20.208	42	18.322	1:19.864	42	20.293	1:20.287	32	10.728	1:19.126
68	21.909	1:21.199	68	23.753	1:20.384	96	20.825	1:20.080	96	22.732	1:20.223	44	11.294	1:19.256
59	23.621	1:20.699	59	25.391	1:20.310	68	25.959	1:20.715	68	28.136	1:20.493	42	22.042	1:20.370
76	3 LAPS	1:32.817	52	31.966	1:22.614	59	27.909	1:21.027	59	30.986	1:21.393	96	24.047	1:19.936
52	27.892	1:21.305	69	34.872	1:21.073	52	34.662	1:21.205	52	37.327	1:20.981	70	6 LAPS	1:29.525
69	32.339	1:21.012	64	39.645	1:21.666	69	36.671	1:20.308	69	38.779	1:20.424	68	29.757	1:20.242
64	36.519	1:21.209	76	3 LAPS	1:32.979	64	43.199	1:22.063	64	46.931	1:22.048	59	33.248	1:20.883
84	38.287	1:21.572	84	41.715	1:21.968	84	44.885	1:21.679	84	48.339	1:21.770	52	41.014	1:22.308
9	2 LAPS	1:22.715	9	2 LAPS	1:23.098	9	2 LAPS	1:22.445	9	2 LAPS	1:23.371	69	41.412	1:21.254
80	1:02.729	1:24.626	80	1:08.927	1:24.738	80	1:14.908	1:24.490	76	4 LAPS	3:12.136P	64	50.282	1:21.972
75	1:03.345	1:24.383	75	1:09.651	1:24.846	75	1:15.514	1:24.372				84	51.176	1:21.458
91	1:08.039	1:23.004	91	1:12.176	1:22.677	91	1:16.053	1:22.386				9	2 LAPS	1:23.126
70	5 LAPS	1:30.518												

Production S1 2005

RACE CLASSIFICATION - RACE 2 - LAP CHART

(contd.)

Lap 26			Lap 27			Lap 28			Lap 29			Lap 30		
No	Behind	Laptime	No	Behind	Laptime	No	Behind	Laptime	No	Behind	Laptime	No	Behind	Laptime
7		1:18.846	7		1:17.911	7		1:17.869	7		1:18.325	7		1:17.774
8	1.315	1:17.320	8	0.819	1:17.415	8	0.554	1:17.604	8	0.365	1:18.136	8	2.163	1:19.572
37	7.356	1:20.412	37	8.784	1:19.339	9	3 LAPS	1:23.336	9	3 LAPS	1:22.998	37	13.104	1:20.587
75	1 LAP	1:24.240	32	1 LAP	2:37.720P	37	9.875	1:18.960	37	10.291	1:18.741	9	3 LAPS	1:30.293
91	1 LAP	1:22.818	44	14.833	1:20.319	44	16.877	1:19.913	68	1 LAP	2:14.178P	44	20.691	1:20.296
44	12.425	1:19.977	91	1 LAP	1:24.320	91	1 LAP	1:22.555	44	18.169	1:19.617	68	1 LAP	1:26.225
80	1 LAP	1:27.989	75	1 LAP	1:24.655	75	1 LAP	1:23.317	32	1 LAP	1:20.224	32	1 LAP	1:19.245
42	23.173	1:19.977	80	1 LAP	1:28.158	32	1 LAP	1:27.215	91	1 LAP	1:23.557	91	1 LAP	1:23.917
96	25.508	1:20.307	96	27.901	1:20.304	96	31.945	1:21.913	75	1 LAP	1:23.548	75	1 LAP	1:23.384
68	31.680	1:20.769	68	34.774	1:21.005	59	41.021	1:20.910	96	34.637	1:21.017	96	38.467	1:21.604
59	35.119	1:20.717	59	37.980	1:20.772	53	9 LAPS	12:20.459P	59	43.498	1:20.802	59	47.209	1:21.485
70	6 LAPS	1:29.603	52	46.287	1:21.019	42	1 LAP	3:00.166P	52	52.485	1:20.955	52	55.750	1:21.039
52	43.179	1:21.011	69	46.575	1:20.540	52	49.855	1:21.437	69	52.812	1:21.268	69	56.234	1:21.196
69	43.946	1:21.380	70	6 LAPS	1:31.086	69	49.869	1:21.163	64	1:06.833	1:23.180	64	1:12.581	1:23.522
64	53.566	1:22.130	64	57.748	1:22.093	64	1:01.978	1:22.099	84	1:07.212	1:23.237	84	1:15.382	1:25.944
84	53.775	1:21.445	84	58.061	1:22.197	70	6 LAPS	1:31.268	42	1 LAP	1:38.169	42	1 LAP	1:25.783
9	2 LAPS	1:22.949				84	1:02.300	1:22.108	70	6 LAPS	1:31.756	80	3 LAPS	4:46.337P
									53	9 LAPS	1:51.386			

Weather / Track : Sunny / Dry

Production S1 2005
RACE CLASSIFICATION - RACE 2 - LAP CHART
 (contd.)

Lap 31			Lap 32			Lap 33			Lap 34			Lap 35		
No	Behind	Laptime	No	Behind	Laptime	No	Behind	Laptime	No	Behind	Laptime	No	Behind	Laptime
7		1:18.685	7		1:19.291	7		1:19.033	7		1:20.006	7		1:18.783
8	4.985	1:21.507	42	2 LAPS	1:25.137	64	1 LAP	1:22.491	64	1 LAP	1:21.864	8	2.674	1:19.155
70	7 LAPS	1:30.479	8	5.720	1:20.026	84	1 LAP	1:22.109	8	2.302	1:17.238	64	1 LAP	1:21.780
37	14.965	1:20.546	80	4 LAPS	1:32.273	8	5.070	1:18.383	84	1 LAP	1:23.545	84	1 LAP	1:22.481
53	10 LAPS	1:35.300	37	15.847	1:20.173	42	2 LAPS	1:24.270	76	12 LAPS	1:47.655	37	18.154	1:20.533
44	21.579	1:19.573	70	7 LAPS	1:30.534	80	4 LAPS	1:22.969	42	2 LAPS	1:24.887	42	2 LAPS	1:25.171
68	1 LAP	1:21.288	44	22.103	1:19.815	37	16.520	1:19.706	37	16.404	1:19.890	80	4 LAPS	1:22.641
32	1 LAP	1:19.418	32	1 LAP	1:19.299	44	22.516	1:19.446	80	4 LAPS	1:22.938	32	1 LAP	1:18.343
9	3 LAPS	1:25.309	68	1 LAP	1:21.611	32	1 LAP	1:18.662	44	21.546	1:19.036	44	22.715	1:19.952
75	1 LAP	1:23.423	53	10 LAPS	1:32.073	68	1 LAP	1:19.625	32	1 LAP	1:18.323	76	12 LAPS	1:35.058
91	1 LAP	1:24.151	9	3 LAPS	1:23.993	70	7 LAPS	1:30.542	68	1 LAP	1:19.646	68	1 LAP	1:19.846
96	40.608	1:20.826	75	1 LAP	1:22.690	9	3 LAPS	1:22.825	9	3 LAPS	1:22.589	36	29 LAPS	43:10.140P
59	49.291	1:20.767	96	42.148	1:20.831	53	10 LAPS	1:29.069	96	44.787	1:21.192	9	3 LAPS	1:22.419
52	58.636	1:21.571	59	50.879	1:20.879	75	1 LAP	1:22.849	75	1 LAP	1:23.744	96	47.065	1:21.061
69	58.991	1:21.442	52	59.909	1:20.564	96	43.601	1:20.486	53	10 LAPS	1:29.725	75	1 LAP	1:23.273
64	1:15.909	1:22.013	69	1:00.222	1:20.522	91	2 LAPS	2:51.623P	59	53.653	1:20.830	59	56.180	1:21.310
84	1:18.216	1:21.519	76	11 LAPS	10:12.576P	59	52.829	1:20.983	91	2 LAPS	1:29.521	53	10 LAPS	1:28.736
						52	1:01.866	1:20.990	52	1:03.297	1:21.437	91	2 LAPS	1:23.362
						69	1:02.212	1:21.023	69	1:03.608	1:21.402	52	1:05.679	1:21.165
												69	1:06.039	1:21.214

Production S1 2005

RACE CLASSIFICATION - RACE 2 - LAP CHART

(contd.)

Lap 36			Lap 37			Lap 38			Lap 39			Lap 40		
No	Behind	Laptime	No	Behind	Laptime	No	Behind	Laptime	No	Behind	Laptime	No	Behind	Laptime
7		1:18.902	8		1:17.842	8		1:19.108	8		1:20.390	8		1:21.761
8	1.729	1:17.957	64	1 LAP	1:22.378	91	3 LAPS	1:34.207	53	11 LAPS	1:29.624	36	30 LAPS	1:27.948
64	1 LAP	1:21.431	37	18.187	1:19.132	7	1 LAP	2:52.705P	91	3 LAPS	1:24.451	76	13 LAPS	1:37.916
84	1 LAP	1:22.582	32	1 LAP	1:18.512	64	1 LAP	1:23.591	44	1 LAP	2:34.233P	91	3 LAPS	1:23.067
37	18.626	1:19.374	44	22.833	1:19.081	37	18.747	1:19.668	64	1 LAP	1:22.960	53	11 LAPS	1:28.925
32	1 LAP	1:18.345	42	2 LAPS	1:22.950	32	1 LAP	1:18.364	32	1 LAP	1:18.597	32	1 LAP	1:18.700
44	23.323	1:19.510	80	4 LAPS	1:22.123	68	1 LAP	1:21.104	7	1 LAP	1:28.843	37	1 LAP	2:42.172P
42	2 LAPS	1:25.200	68	1 LAP	1:20.696	80	4 LAPS	1:22.885	68	1 LAP	1:20.418	64	1 LAP	1:23.033
80	4 LAPS	1:23.448	9	3 LAPS	1:22.597	42	2 LAPS	1:24.686	80	4 LAPS	1:22.427	44	1 LAP	1:24.569
68	1 LAP	1:19.955	96	49.820	1:20.546	69	2 LAPS	3:36.412P	42	2 LAPS	1:23.271	7	1 LAP	1:20.597
76	12 LAPS	1:33.864	76	12 LAPS	1:34.096	9	3 LAPS	1:21.444	9	3 LAPS	1:22.177	68	1 LAP	1:22.073
9	3 LAPS	1:22.110	59	1:00.214	1:21.122	96	51.605	1:20.893	96	52.872	1:21.657	80	4 LAPS	1:22.769
96	48.845	1:20.682	75	1 LAP	1:24.223	84	2 LAPS	3:25.261P	69	2 LAPS	1:31.858	42	2 LAPS	1:22.767
75	1 LAP	1:24.348	52	1:09.344	1:20.937	59	1:02.197	1:21.091	59	1:03.071	1:21.264	96	51.844	1:20.733
59	58.663	1:21.385	36	29 LAPS	1:28.408	75	1 LAP	1:23.208	84	2 LAPS	1:27.608	9	3 LAPS	1:22.962
36	29 LAPS	1:42.789	53	10 LAPS	1:29.294	76	12 LAPS	1:33.375	75	1 LAP	1:23.108	69	2 LAPS	1:23.381
53	10 LAPS	1:27.576				52	1:11.573	1:21.337	52	1:13.564	1:22.381	59	1:03.220	1:21.910
52	1:07.978	1:21.201				36	29 LAPS	1:27.034				84	2 LAPS	1:20.428
91	2 LAPS	1:24.675										75	1 LAP	1:22.946
70	9 LAPS	4:42.441P										52	1:13.470	1:21.667

Production S1 2005

RACE CLASSIFICATION - RACE 2 - LAP CHART

(contd.)

Lap 41			Lap 42			Lap 43			Lap 44			Lap 45		
No	Behind	Laptime	No	Behind	Laptime	No	Behind	Laptime	No	Behind	Laptime	No	Behind	Laptime
8		1:21.031	8		1:18.904	8		1:22.547	8		1:18.923	8		1:19.080
36	30 LAPS	1:26.185	32	1 LAP	1:18.655	32	1 LAP	1:18.760	32	1 LAP	1:18.437	96	2 LAPS	3:11.562P
91	3 LAPS	1:22.610	36	30 LAPS	1:26.842	44	1 LAP	1:20.052	44	1 LAP	1:18.755	32	1 LAP	1:18.236
32	1 LAP	1:18.773	91	3 LAPS	1:25.138	7	1 LAP	1:20.046	7	1 LAP	1:18.431	44	1 LAP	1:19.098
44	1 LAP	1:19.948	44	1 LAP	1:19.400	91	3 LAPS	1:24.334	37	1 LAP	1:18.392	7	1 LAP	1:19.227
64	1 LAP	1:24.324	7	1 LAP	1:19.310	36	30 LAPS	1:28.123	91	3 LAPS	1:23.463	70	17 LAPS	11:07.125P
7	1 LAP	1:21.794	37	1 LAP	1:21.736	37	1 LAP	1:19.866	36	30 LAPS	1:25.043	37	1 LAP	1:18.943
76	13 LAPS	1:37.287	64	1 LAP	1:24.293	64	1 LAP	1:23.952	64	1 LAP	1:22.857	91	3 LAPS	1:23.481
53	11 LAPS	1:29.021	68	1 LAP	1:19.972	53	11 LAPS	1:28.762	59	2 LAPS	3:33.387P	36	30 LAPS	1:24.392
37	1 LAP	1:26.167	53	11 LAPS	1:28.514	80	4 LAPS	1:23.025	68	2 LAPS	2:48.638P	68	2 LAPS	1:26.976
68	1 LAP	1:20.027	80	4 LAPS	1:23.583	42	2 LAPS	1:23.972	80	4 LAPS	1:22.296	80	4 LAPS	1:22.185
80	4 LAPS	1:22.194	76	13 LAPS	1:39.068	52	1 LAP	2:13.808	52	1 LAP	1:21.230	52	1 LAP	1:22.572
42	2 LAPS	1:22.831	42	2 LAPS	1:23.383	76	13 LAPS	1:36.753	53	11 LAPS	1:29.568	59	2 LAPS	1:36.595
96	51.432	1:20.619	96	53.433	1:20.905	9	3 LAPS	1:21.864	42	2 LAPS	1:22.859	42	2 LAPS	1:22.948
9	3 LAPS	1:22.117	9	3 LAPS	1:22.039	69	2 LAPS	1:21.572	9	3 LAPS	1:21.468	53	11 LAPS	1:29.609
69	2 LAPS	1:22.615	69	2 LAPS	1:21.520	84	2 LAPS	1:19.948	69	2 LAPS	1:21.557	9	3 LAPS	1:21.191
59	1:03.016	1:20.827	84	2 LAPS	1:20.849	75	1 LAP	1:22.565	84	2 LAPS	1:21.209	69	2 LAPS	1:21.544
84	2 LAPS	1:20.685	75	1 LAP	1:22.539				75	1 LAP	1:22.730	84	2 LAPS	1:19.791
75	1 LAP	1:22.692												
52	1:14.478	1:22.039												

Production S1 2005

RACE CLASSIFICATION - RACE 2 - LAP CHART

(contd.)

Lap 46			Lap 47			Lap 48			Lap 49			Lap 50		
No	Behind	Laptime	No	Behind	Laptime	No	Behind	Laptime	No	Behind	Laptime	No	Behind	Laptime
8		1:20.962	32		1:18.545	32		1:18.644	32		1:18.487	32		1:18.093
75	2 LAPS	1:23.263	8	7.808	2:49.586P	53	11 LAPS	1:29.393	70	17 LAPS	1:31.658	59	2 LAPS	1:25.520
32	1 LAP	1:18.152	44	9.100	1:18.357	44	9.190	1:18.734	75	3 LAPS	1:36.821	44	9.756	1:18.833
44	1 LAP	1:18.139	7	14.559	1:18.629	8	13.556	1:24.392	44	9.016	1:18.313	8	10.504	1:16.593
96	2 LAPS	1:30.921	37	17.060	1:18.630	7	14.498	1:18.583	8	12.004	1:16.935	70	17 LAPS	1:30.983
7	1 LAP	1:19.452	96	1 LAP	1:23.022	37	17.583	1:19.167	7	15.259	1:19.248	7	16.570	1:19.404
37	1 LAP	1:19.227	64	2 LAPS	1:29.101	96	1 LAP	1:22.239	37	18.152	1:19.056	75	3 LAPS	1:29.126
91	3 LAPS	1:23.634	91	2 LAPS	1:24.161	64	2 LAPS	1:22.756	76	18 LAPS	8:49.385P	37	18.755	1:18.696
36	30 LAPS	1:24.770	36	29 LAPS	1:24.630	91	2 LAPS	1:23.615	96	1 LAP	1:22.491	96	1 LAP	1:22.345
70	17 LAPS	1:41.876	68	1 LAP	1:21.476	68	1 LAP	1:21.453	53	11 LAPS	1:46.199	53	11 LAPS	1:27.752
68	2 LAPS	1:21.044	80	3 LAPS	1:21.462	80	3 LAPS	1:20.805	64	2 LAPS	1:22.826	64	2 LAPS	1:21.986
80	4 LAPS	1:21.922	42	1 LAP	1:23.126	36	29 LAPS	1:25.075	91	2 LAPS	1:23.656	76	18 LAPS	1:41.769
52	1 LAP	1:21.056	9	2 LAPS	1:21.325	52	1 LAP	2:43.066P	68	1 LAP	1:21.255	91	2 LAPS	1:23.498
42	2 LAPS	1:23.706	84	1 LAP	1:20.314	9	2 LAPS	1:20.643	80	3 LAPS	1:21.203	68	1 LAP	1:20.933
59	2 LAPS	1:25.505	75	2 LAPS	3:45.985P	42	1 LAP	1:22.937	36	29 LAPS	1:23.884	80	3 LAPS	1:21.369
9	3 LAPS	1:21.427	59	1 LAP	1:25.637	84	1 LAP	1:20.499	52	1 LAP	1:26.519	36	29 LAPS	1:23.999
84	2 LAPS	1:19.902	69	1 LAP	1:20.607	59	1 LAP	1:25.385	9	2 LAPS	1:22.497	52	1 LAP	1:20.760
53	11 LAPS	1:28.107	70	16 LAPS	1:33.218				84	1 LAP	1:20.741	84	1 LAP	1:19.883
69	2 LAPS	1:21.955							42	1 LAP	1:22.517	9	2 LAPS	1:22.526
32	1:23.233	1:18.227										42	1 LAP	1:23.182
44	1:32.521	1:18.200												
7	1:37.708	1:19.580												
96	1 LAP	1:23.680												
37	1:40.208	1:18.556												
64	2 LAPS	3:50.107P												
91	2 LAPS	1:23.845												
36	29 LAPS	1:25.394												
68	1 LAP	1:21.119												
80	3 LAPS	1:22.077												
52	2:14.759	1:22.031												
70	16 LAPS	1:33.240												
42	1 LAP	1:24.375												
59	1 LAP	1:24.567												
9	2 LAPS	1:21.216												
84	1 LAP	1:19.896												
69	1 LAP	1:21.311												
53	10 LAPS	1:28.371												

Production S1 2005
RACE CLASSIFICATION - RACE 2 - LAP CHART
 (contd.)

Lap 51			Lap 52			Lap 53			Lap 54			Lap 55		
No	Behind	Laptime	No	Behind	Laptime	No	Behind	Laptime	No	Behind	Laptime	No	Behind	Laptime
32		1:17.875	32		1:17.924	32		1:19.099	32		1:18.461	32		1:18.372
8	9.124	1:16.495	42	2 LAPS	1:23.198	9	3 LAPS	1:22.543	8	3.088	1:16.638	8	1.530	1:16.814
44	10.985	1:19.104	8	7.463	1:16.263	8	4.911	1:16.547	36	30 LAPS	1:23.532	53	12 LAPS	1:29.074
59	2 LAPS	1:31.949	44	11.785	1:18.724	76	19 LAPS	1:37.298	9	3 LAPS	1:21.174	9	3 LAPS	1:20.901
7	18.328	1:19.633	7	20.045	1:19.641	42	2 LAPS	1:25.022	44	13.015	1:19.896	36	30 LAPS	1:24.486
37	20.009	1:19.129	37	20.983	1:18.898	44	11.580	1:18.894	42	2 LAPS	1:25.233	44	13.411	1:18.768
75	3 LAPS	1:28.390	59	2 LAPS	1:29.076	7	19.482	1:18.536	7	21.524	1:20.503	42	2 LAPS	1:23.121
70	17 LAPS	1:30.620	75	3 LAPS	1:28.059	37	20.418	1:18.534	37	22.196	1:20.239	7	21.701	1:18.549
96	1 LAP	1:22.638	70	17 LAPS	1:29.281	59	2 LAPS	1:30.699	76	19 LAPS	1:40.272	37	22.149	1:18.325
64	2 LAPS	1:21.440	96	1 LAP	1:22.096	96	1 LAP	1:21.933	96	1 LAP	1:22.090	59	3 LAPS	2:36.771P
53	11 LAPS	1:29.619	64	2 LAPS	1:20.937	75	3 LAPS	1:28.004	64	2 LAPS	1:21.813	96	1 LAP	1:22.818
68	1 LAP	1:21.283	68	1 LAP	1:20.741	70	17 LAPS	1:27.257	75	3 LAPS	1:28.184	64	2 LAPS	1:20.687
91	2 LAPS	1:24.587	53	11 LAPS	1:27.767	64	2 LAPS	1:20.811	70	17 LAPS	1:27.546	70	17 LAPS	1:26.966
80	3 LAPS	1:21.138	80	3 LAPS	1:20.397	68	1 LAP	1:20.615	68	1 LAP	1:20.359	68	1 LAP	1:20.713
76	18 LAPS	1:32.848	91	2 LAPS	1:24.262	80	3 LAPS	1:20.265	80	3 LAPS	1:19.951	75	3 LAPS	1:30.588
52	1 LAP	1:20.644	52	1 LAP	1:20.891	91	2 LAPS	1:23.427	91	2 LAPS	1:23.285	80	3 LAPS	1:21.585
36	29 LAPS	1:23.739	84	1 LAP	1:19.911	53	11 LAPS	1:28.375	52	1 LAP	1:21.000			
84	1 LAP	1:20.075	36	29 LAPS	1:24.587	52	1 LAP	1:20.658	84	1 LAP	1:21.177			
9	2 LAPS	1:21.067				84	1 LAP	1:19.744						

Production S1 2005
RACE CLASSIFICATION - RACE 2 - LAP CHART
 (contd.)

Lap 56			Lap 57			Lap 58			Lap 59			Lap 60		
No	Behind	Laptime	No	Behind	Laptime	No	Behind	Laptime	No	Behind	Laptime	No	Behind	Laptime
8		1:16.476	8		1:16.186	8		1:17.311	8		1:16.616	8		1:16.900
32	2.034	1:20.040	75	4 LAPS	1:28.140	80	4 LAPS	1:21.877	68	2 LAPS	1:20.816	68	2 LAPS	1:21.111
52	2 LAPS	1:22.700	32	3.963	1:18.115	32	5.231	1:18.579	80	4 LAPS	1:21.447	32	8.171	1:18.190
84	2 LAPS	1:22.901	52	2 LAPS	1:20.279	70	18 LAPS	1:28.653	32	6.881	1:18.266	69	12 LAPS	1:32.691
91	3 LAPS	1:25.972	84	2 LAPS	1:19.815	52	2 LAPS	1:21.570	84	2 LAPS	1:20.680	80	4 LAPS	1:21.288
9	3 LAPS	1:21.439	91	3 LAPS	1:22.852	84	2 LAPS	1:21.720	52	2 LAPS	1:21.423	84	2 LAPS	1:20.627
44	14.096	1:18.691	9	3 LAPS	1:20.810	75	4 LAPS	1:29.174	70	18 LAPS	1:27.506	52	2 LAPS	1:20.448
53	12 LAPS	1:27.805	44	16.319	1:18.409	44	19.270	1:20.262	44	21.468	1:18.814	44	23.145	1:18.577
36	30 LAPS	1:23.629	36	30 LAPS	1:23.613	9	3 LAPS	1:22.620	9	3 LAPS	1:21.364	9	3 LAPS	1:20.638
7	22.650	1:18.955	7	24.602	1:18.138	91	3 LAPS	1:25.987	75	4 LAPS	1:27.370	7	31.630	1:19.116
37	23.247	1:19.104	37	25.041	1:17.980	7	25.658	1:18.367	37	28.961	1:18.679	70	18 LAPS	1:27.928
42	2 LAPS	1:25.323	53	12 LAPS	1:27.375	37	26.898	1:19.168	7	29.414	1:20.372	37	32.129	1:20.068
96	1 LAP	1:21.691	42	2 LAPS	1:22.843	36	30 LAPS	1:23.747	91	3 LAPS	1:26.975	75	4 LAPS	1:28.398
64	2 LAPS	1:20.422	96	1 LAP	1:21.422	53	12 LAPS	1:30.148	36	30 LAPS	1:23.377	91	3 LAPS	1:23.828
68	1 LAP	1:20.641	64	2 LAPS	1:20.972	42	2 LAPS	1:24.822	42	2 LAPS	1:24.175	36	30 LAPS	1:23.266
80	3 LAPS	1:20.394	68	1 LAP	1:20.974	96	1 LAP	1:21.916	53	12 LAPS	1:28.429	42	2 LAPS	1:23.564
70	17 LAPS	1:26.888				64	2 LAPS	1:20.616	96	1 LAP	1:21.954	53	12 LAPS	1:28.623
						69	11 LAPS	14:20.793P	64	2 LAPS	1:21.064	64	2 LAPS	1:20.337
												96	1 LAP	1:22.913

Production S1 2005

RACE CLASSIFICATION - RACE 2 - LAP CHART

(contd.)

Lap 61			Lap 62			Lap 63			Lap 64			Lap 65		
No	Behind	Laptime	No	Behind	Laptime	No	Behind	Laptime	No	Behind	Laptime	No	Behind	Laptime
8		1:16.372	8		1:16.231	8		1:17.761	8		1:16.387	8		1:16.710
32	10.295	1:18.496	64	3 LAPS	1:20.675	64	3 LAPS	1:20.364	64	3 LAPS	1:20.399	70	19 LAPS	1:27.630
68	2 LAPS	1:21.040	96	2 LAPS	1:21.703	96	2 LAPS	1:22.051	96	2 LAPS	1:21.042	75	5 LAPS	1:27.081
69	12 LAPS	1:23.400	32	12.947	1:18.883	53	13 LAPS	1:29.738	32	15.074	1:17.745	42	3 LAPS	1:22.586
80	4 LAPS	1:21.417	68	2 LAPS	1:20.442	32	13.716	1:18.530	53	13 LAPS	1:28.243	64	3 LAPS	1:19.884
84	2 LAPS	1:20.033	80	4 LAPS	1:21.544	68	2 LAPS	1:20.279	68	2 LAPS	1:20.766	32	16.236	1:17.872
52	2 LAPS	1:20.918	69	12 LAPS	1:23.306	80	4 LAPS	1:21.457	80	4 LAPS	1:21.589	96	2 LAPS	1:20.788
44	25.747	1:18.974	84	2 LAPS	1:19.813	69	12 LAPS	1:22.313	44	31.744	1:19.126	68	2 LAPS	1:21.002
9	3 LAPS	1:21.606	44	28.395	1:18.879	44	29.005	1:18.371	69	12 LAPS	1:22.211	44	33.603	1:18.569
7	34.317	1:19.059	52	2 LAPS	1:21.212	84	2 LAPS	1:20.179	84	2 LAPS	1:20.224	53	13 LAPS	1:29.620
37	34.921	1:19.164	7	37.032	1:18.946	52	2 LAPS	1:20.213	52	2 LAPS	1:20.275	80	4 LAPS	1:22.309
70	18 LAPS	1:28.599	37	37.750	1:19.060	7	38.151	1:18.880	7	40.184	1:18.420	84	2 LAPS	1:20.251
91	3 LAPS	1:23.556	9	3 LAPS	1:22.105	37	38.529	1:18.540	37	40.729	1:18.587	69	12 LAPS	1:23.232
75	4 LAPS	1:27.655	76	26 LAPS	10:31.062P	9	3 LAPS	1:20.862	9	3 LAPS	1:20.750	7	41.010	1:17.536
36	30 LAPS	1:23.742	91	3 LAPS	1:23.389	91	3 LAPS	1:24.113	91	3 LAPS	1:23.700	52	2 LAPS	1:21.073
42	2 LAPS	1:24.173	36	30 LAPS	1:23.233	36	30 LAPS	1:22.859	36	30 LAPS	1:22.836	37	41.980	1:17.961
53	12 LAPS	1:28.742	70	18 LAPS	1:28.902	70	18 LAPS	1:27.713				9	3 LAPS	1:21.060
			75	4 LAPS	1:28.542	75	4 LAPS	1:27.946				91	3 LAPS	1:23.118
			42	2 LAPS	1:22.740	42	2 LAPS	1:23.377				36	30 LAPS	1:22.641

Weather / Track : Sunny / Dry

Snetterton

Circuit Length = 1.9520 miles.

Start: 13:09 End: 15:10

Printed - 15:20 Saturday, 16 July 2005

Production S1 2005

RACE CLASSIFICATION - RACE 2 - LAP CHART

(contd.)

Lap 66			Lap 67			Lap 68			Lap 69			Lap 70		
No	Behind	Laptime	No	Behind	Laptime	No	Behind	Laptime	No	Behind	Laptime	No	Behind	Laptime
8		1:15.735	8		1:17.365	8		1:16.810	8		1:16.667	8		1:17.029
42	3 LAPS	1:22.761	91	4 LAPS	1:24.842	91	4 LAPS	1:23.107	91	4 LAPS	1:23.009	53	14 LAPS	1:28.711
70	19 LAPS	1:28.804	36	31 LAPS	1:24.714	36	31 LAPS	1:22.838	36	31 LAPS	1:22.977	91	4 LAPS	1:23.615
75	5 LAPS	1:26.710	42	3 LAPS	1:23.072	32	20.609	1:18.666	32	22.664	1:18.722	32	23.858	1:18.223
64	3 LAPS	1:19.703	32	18.753	1:17.753	64	3 LAPS	1:19.779	64	3 LAPS	1:20.193	36	31 LAPS	1:22.951
32	18.365	1:17.864	64	3 LAPS	1:20.890	42	3 LAPS	1:23.065	42	3 LAPS	1:24.432	64	3 LAPS	1:20.452
96	2 LAPS	1:20.559	75	5 LAPS	1:26.448	96	2 LAPS	1:21.410	96	2 LAPS	1:20.552	42	3 LAPS	1:23.229
68	2 LAPS	1:20.300	70	19 LAPS	1:28.629	75	5 LAPS	1:26.838	44	41.973	1:19.259	96	2 LAPS	1:21.019
44	36.709	1:18.841	96	2 LAPS	1:20.914	68	2 LAPS	1:20.631	68	2 LAPS	1:21.390	44	44.694	1:19.750
84	2 LAPS	1:21.471	68	2 LAPS	1:20.298	70	19 LAPS	1:30.474	75	5 LAPS	1:26.528	68	2 LAPS	1:19.968
7	44.842	1:19.567	44	37.781	1:18.437	44	39.381	1:18.410	7	50.325	1:18.983	7	52.380	1:19.084
37	45.941	1:19.696	84	2 LAPS	1:19.638	7	48.009	1:18.657	37	50.705	1:18.573	37	52.790	1:19.114
80	4 LAPS	1:26.894	7	46.162	1:18.685	37	48.799	1:18.836	70	19 LAPS	1:29.471	75	5 LAPS	1:25.755
52	2 LAPS	1:22.424	37	46.773	1:18.197	84	2 LAPS	1:21.689	84	2 LAPS	1:19.884	84	2 LAPS	1:20.272
53	13 LAPS	1:33.197	52	2 LAPS	1:20.831	52	2 LAPS	1:20.453	52	2 LAPS	1:20.531	52	2 LAPS	1:20.747
69	12 LAPS	1:29.543	80	4 LAPS	1:23.122	80	4 LAPS	1:21.338	80	4 LAPS	1:21.772	70	19 LAPS	1:30.170
9	3 LAPS	1:20.974	69	12 LAPS	1:23.488	9	3 LAPS	1:20.882	9	3 LAPS	1:21.118	80	4 LAPS	1:21.388
			9	3 LAPS	1:20.674	69	12 LAPS	1:22.711	69	12 LAPS	1:21.058	9	3 LAPS	1:20.526
			53	13 LAPS	1:29.543	53	13 LAPS	1:28.340				69	12 LAPS	1:21.897

Weather / Track : Sunny / Dry

Snetterton

Circuit Length = 1.9520 miles.

Start: 13:09 End: 15:10

Printed - 15:20 Saturday, 16 July 2005

Production S1 2005

RACE CLASSIFICATION - RACE 2 - LAP CHART

(contd.)

Lap 71			Lap 72			Lap 73			Lap 74			Lap 75		
No	Behind	Laptime	No	Behind	Laptime	No	Behind	Laptime	No	Behind	Laptime	No	Behind	Laptime
8		1:16.241	8		1:27.744	32		1:18.932	32		1:19.273	32		1:18.924
53	14 LAPS	1:29.245	32	17.528	1:19.021	64	3 LAPS	1:21.010	64	3 LAPS	1:20.381	70	20 LAPS	1:27.920
32	26.251	1:18.634	53	14 LAPS	1:29.284	91	4 LAPS	1:24.460	91	4 LAPS	1:23.057	64	3 LAPS	1:20.708
91	4 LAPS	1:24.013	64	3 LAPS	1:20.543	36	31 LAPS	1:24.017	36	31 LAPS	1:22.921	44	20.854	1:19.216
36	31 LAPS	1:24.165	91	4 LAPS	1:23.517	53	14 LAPS	1:30.155	44	20.562	1:19.095	91	4 LAPS	1:23.439
64	3 LAPS	1:19.605	36	31 LAPS	1:24.356	44	20.740	1:19.101	96	2 LAPS	1:21.197	36	31 LAPS	1:24.885
96	2 LAPS	1:21.887	96	2 LAPS	1:21.273	96	2 LAPS	1:21.224	68	2 LAPS	1:19.986	96	2 LAPS	1:20.833
44	47.169	1:18.716	44	38.099	1:18.674	68	2 LAPS	1:19.748	53	14 LAPS	1:29.250	68	2 LAPS	1:20.043
42	3 LAPS	1:26.147	68	2 LAPS	1:20.193	7	29.347	1:18.800	7	30.008	1:19.934	37	30.819	1:19.545
68	2 LAPS	1:19.900	42	3 LAPS	1:24.583	37	30.066	1:19.308	37	30.198	1:19.405	7	34.295	1:23.211
7	55.108	1:18.969	7	47.007	1:19.643	42	3 LAPS	1:22.770	42	3 LAPS	1:23.547	84	2 LAPS	1:20.179
37	55.499	1:18.950	37	47.218	1:19.463	84	2 LAPS	1:19.736	84	2 LAPS	1:20.199	53	14 LAPS	1:29.097
84	2 LAPS	1:20.400	84	2 LAPS	1:19.734	52	2 LAPS	1:21.036	52	2 LAPS	1:20.468	42	3 LAPS	1:24.337
75	5 LAPS	1:25.990	75	5 LAPS	1:25.512	75	5 LAPS	1:25.948	80	4 LAPS	1:21.516	52	2 LAPS	1:20.469
52	2 LAPS	1:21.265	52	2 LAPS	1:20.775	80	4 LAPS	1:21.972	75	5 LAPS	1:27.167	80	4 LAPS	1:21.816
80	4 LAPS	1:21.975	80	4 LAPS	1:22.657	9	3 LAPS	1:20.792	9	3 LAPS	1:21.328	9	3 LAPS	1:22.217
69	12 LAPS	1:22.710	9	3 LAPS	1:20.497	69	12 LAPS	1:22.015	69	12 LAPS	1:20.683	75	5 LAPS	1:25.682
9	3 LAPS	1:25.814	69	12 LAPS	1:22.270	70	19 LAPS	1:28.630				69	12 LAPS	1:21.252
70	19 LAPS	1:33.629	70	19 LAPS	1:29.131									

Production S1 2005

RACE CLASSIFICATION - RACE 2 - LAP CHART

(contd.)

Lap 76			Lap 77			Lap 78			Lap 79			Lap 80		
No	Behind	Laptime	No	Behind	Laptime	No	Behind	Laptime	No	Behind	Laptime	No	Behind	Laptime
32		1:18.899	32		1:19.354	32		1:19.281	32		1:21.499	32		1:20.301
64	3 LAPS	1:19.783	64	3 LAPS	1:20.472	64	3 LAPS	1:20.101	75	6 LAPS	1:28.901	64	3 LAPS	1:20.229
70	20 LAPS	1:28.584	44	19.802	1:18.637	44	19.093	1:18.572	76	42 LAPS	21:59.809P	44	15.020	1:19.056
44	20.519	1:18.564	70	20 LAPS	1:29.098	37	31.458	1:19.331	64	3 LAPS	1:19.867	37	27.526	1:19.079
91	4 LAPS	1:23.237	91	4 LAPS	1:22.887	68	2 LAPS	1:22.112	44	16.265	1:18.671	75	6 LAPS	1:42.283P
36	31 LAPS	1:21.924	68	2 LAPS	1:21.276	96	2 LAPS	1:21.304	37	28.748	1:18.789	68	2 LAPS	1:20.647
96	2 LAPS	1:21.455	37	31.408	1:21.018	91	4 LAPS	1:24.571	68	2 LAPS	1:19.924	96	2 LAPS	1:21.712
68	2 LAPS	1:20.936	96	2 LAPS	1:23.835	70	20 LAPS	1:30.388	96	2 LAPS	1:20.879	91	4 LAPS	1:22.804
37	29.744	1:17.824	36	31 LAPS	1:25.104	36	31 LAPS	1:21.944	91	4 LAPS	1:22.843	36	31 LAPS	1:23.511
84	2 LAPS	1:20.633	84	2 LAPS	1:21.039	84	2 LAPS	1:21.164	36	31 LAPS	1:22.415	84	2 LAPS	1:23.313
42	3 LAPS	1:27.055	52	2 LAPS	1:21.431	52	2 LAPS	1:20.733	84	2 LAPS	1:21.724	76	42 LAPS	1:57.398
52	2 LAPS	1:20.860	42	3 LAPS	1:22.943	42	3 LAPS	1:23.052	70	20 LAPS	1:29.913	52	2 LAPS	1:20.477
53	14 LAPS	1:29.426	53	14 LAPS	1:28.024	80	4 LAPS	1:21.379	52	2 LAPS	1:20.924	70	20 LAPS	1:29.356
80	4 LAPS	1:21.520	80	4 LAPS	1:21.290	53	14 LAPS	1:28.633	42	3 LAPS	1:25.148	42	3 LAPS	1:23.793
9	3 LAPS	1:20.612	9	3 LAPS	1:20.618	9	3 LAPS	1:20.946	80	4 LAPS	1:21.340	80	4 LAPS	1:20.709
69	12 LAPS	1:22.165	69	12 LAPS	1:20.828	69	12 LAPS	1:20.654	9	3 LAPS	1:20.910	9	3 LAPS	1:21.104
75	5 LAPS	1:26.194	75	5 LAPS	1:26.551				69	12 LAPS	1:21.962	69	12 LAPS	1:21.411
									53	14 LAPS	1:30.997			

Production S1 2005
RACE CLASSIFICATION - RACE 2 - LAP CHART
 (contd.)

Lap 81			Lap 82			Lap 83			Lap 84			Lap 85		
No	Behind	Laptime	No	Behind	Laptime	No	Behind	Laptime	No	Behind	Laptime	No	Behind	Laptime
32		1:20.971	32		1:22.959									
53	15 LAPS	1:27.699	44	9.349	1:19.711									
44	12.597	1:18.548	64	3 LAPS	1:19.462									
64	3 LAPS	1:19.547	53	15 LAPS	1:29.197									
37	25.839	1:19.284	37	22.278	1:19.398									
68	2 LAPS	1:20.037	68	2 LAPS	1:20.020									
96	2 LAPS	1:21.732	96	2 LAPS	1:21.571									
91	4 LAPS	1:24.398	91	4 LAPS	1:22.782									
75	6 LAPS	1:35.603	36	31 LAPS	1:26.542									
36	31 LAPS	1:23.940	84	2 LAPS	1:21.284									
84	2 LAPS	1:23.452	75	6 LAPS	1:28.747									
52	2 LAPS	1:21.272	52	2 LAPS	1:21.088									
70	20 LAPS	1:30.422	80	4 LAPS	1:22.155									
42	3 LAPS	1:23.600	42	3 LAPS	1:24.258									
80	4 LAPS	1:22.354	9	3 LAPS	1:21.957									
76	42 LAPS	1:40.242	70	20 LAPS	1:28.437									
9	3 LAPS	1:21.115	69	12 LAPS	1:21.794									
69	12 LAPS	1:21.577	76	42 LAPS	1:36.361									

Britcar 2005
QUALIFYING - RACE 3

POS	NO	CL	NAME	CAR	TIME	LAPS	GAP	MPH
1	2	1	Wright/Kershaw	Mosler GT3	1:08.986	14		101.86
2	27	1	Cameron/Horne	Porsche GT3 Cup 996	1:10.755	18	1.769	99.31
3	56	1	Cole/Cole/Cole	Ferrari 360 Modena GT	1:11.608	11	2.622	98.13
4	28	1	Chambers/Sumpter	Porsche 996 Cup	1:11.695	13	2.709	98.01
5	26	1	Phillips/Youles	Porsche 996 GT3	1:11.753	18	2.767	97.93
6	44	1	McCormick/Lockie	Ferrari 360 Challenge	1:11.870	11	2.884	97.77
7	1	2	Handkammer/Leslie	BMW M3 E36	1:12.377	15	3.391	97.09
8	32	2	Rodriguez/Moore	BMW E46 GTR	1:12.809	12	3.823	96.51
9	43	2	Mercer/Fores	Marcos Mantis	1:13.060	11	4.074	96.18
10	51	3	Firman/Morris	Porsche 911 GT3 Cup	1:13.857	16	4.871	95.14
11	42	2	Harrison/Bullock	Marcos Mantis	1:14.068	14	5.082	94.87
12	81	3	Scott/Greensall	BMW Mini 53	1:14.199	13	5.213	94.70
13	84	3	Brown/White	BMW M3 E36	1:14.293	18	5.307	94.58
14	58	2	Scuffham/Randall	Lotus Elise	1:15.785	7	6.799	92.72
15	63	2	Wilson/Davidson	BMW Z3M Coupe	1:16.488	14	7.502	91.87
16	40	1	Back	Ferrari 360 Challenge	1:16.940	12	7.954	91.33
17	10	2	Hancock/Smart/Rata	Marcos Mantis	1:17.109	14	8.123	91.13
18	8	1	Noble/MacKinnon/Robinson	Noble M12-2	1:25.439	2	16.453	82.24

Car No 63 needs a working transponder please.

Weather / Track : Sunny / Dry

These results are provisional until the conclusion of any judicial and technical matters.

Snetterton

Circuit Length = 1.9520 miles.

Start: 10:05 End: 10:30

Clerk Of Course:	Stewards:	Timekeeper:
------------------	-----------	-------------

Britcar 2005 QUALIFYING - LAP ANALYSIS

1	Handkammer/Leslie	BMW M3 E36			
1 -	6:57.922	6 -	3:57.694	11 -	1:12.599
2 -	1:17.929	7 -	1:13.672	12 -	4:30.020
3 -	1:20.499	8 -	1:12.866	13 -	1:14.068
4 -	1:12.552	9 -	1:12.765	14 -	1:12.377
5 -	1:12.696	10 -	1:12.678	15 -	1:12.566
2	Wright/Kershaw	Mosler GT3			
1 -	7:33.854	6 -	1:09.272	11 -	1:09.359
2 -	1:15.208	7 -	1:11.164	12 -	1:16.461
3 -	1:15.572	8 -	4:17.911	13 -	1:14.489
4 -	4:56.553	9 -	1:09.714	14 -	1:08.986
5 -	1:10.808	10 -	1:09.151		
8	Noble/MacKinnon/Robinson	Noble M12-2			
1 -	6:44.064				
2 -	1:25.439				
10	Hancock/Smart/Rata	Marcos Mantis			
1 -	7:10.397	6 -	1:19.789	11 -	4:11.532
2 -	1:22.930	7 -	1:19.881	12 -	1:19.448
3 -	1:21.460	8 -	1:23.820	13 -	1:18.543
4 -	1:20.026	9 -	1:17.767	14 -	1:19.615
5 -	4:16.343	10 -	1:17.109		
26	Phillips/Youles	Porsche 996 GT3			
1 -	6:32.133	6 -	1:16.708	11 -	4:03.919
2 -	1:14.398	7 -	1:23.280	12 -	1:18.116
3 -	1:12.266	8 -	1:11.753	13 -	1:17.282
4 -	1:14.652	9 -	1:14.864	14 -	1:18.926
5 -	1:12.773	10 -	1:12.334	15 -	1:19.442
27	Cameron/Horne	Porsche GT3 Cup 996			
1 -	6:27.732	6 -	1:19.283	11 -	1:15.316
2 -	1:11.974	7 -	1:10.755	12 -	1:15.272
3 -	1:11.180	8 -	1:10.990	13 -	1:15.616
4 -	1:14.395	9 -	4:09.496	14 -	1:16.263
5 -	1:27.358	10 -	1:17.858	15 -	1:16.770

Car No 63 needs a working transponder please.
Weather / Track : Sunny / Dry

Britcar 2005

QUALIFYING - LAP ANALYSIS

(contd.)

28	Chambers/Sumpter	Porsche 996 Cup		
1 -	6:45.585	6 -	4:41.572	11 - 1:19.615
2 -	1:16.920	7 -	1:14.817	12 - 1:11.695
3 -	1:15.852	8 -	1:12.726	13 - 1:11.753
4 -	1:14.312	9 -	1:12.142	
5 -	1:13.786	10 -	1:11.952	
32	Rodriguez/Moore	BMW E46 GTR		
1 -	9:52.885	6 -	4:08.309	11 - 1:17.979
2 -	1:23.673	7 -	1:48.783	12 - 1:15.814
3 -	1:17.068	8 -	1:15.949	
4 -	1:13.362	9 -	1:17.746	
5 -	1:12.809	10 -	4:39.361	
40	Back	Ferrari 360 Challenge		
1 -	6:54.173	6 -	1:18.315	11 - 1:17.146
2 -	1:21.402	7 -	1:18.958	12 - 1:24.080
3 -	1:22.983	8 -	4:21.999	
4 -	1:20.899	9 -	1:16.995	
5 -	1:18.298	10 -	1:16.940	
42	Harrison/Bullock	Marcos Mantis		
1 -	7:05.495	6 -	1:17.638	11 - 1:15.808
2 -	1:45.499	7 -	1:18.159	12 - 1:14.289
3 -	1:24.061	8 -	4:01.803	13 - 1:14.068
4 -	1:20.029	9 -	1:16.970	14 - 1:15.394
5 -	1:18.076	10 -	1:15.970	
43	Mercer/Fores	Marcos Mantis		
1 -	6:46.318	6 -	1:14.743	11 - 1:13.060
2 -	1:30.142	7 -	1:14.929	
3 -	4:26.586	8 -	3:35.620	
4 -	1:16.513	9 -	1:13.231	
5 -	1:14.096	10 -	1:13.439	
44	McCormick/Lockie	Ferrari 360 Challenge		
1 -	6:41.378	6 -	1:11.870	11 - 1:12.413
2 -	1:20.724	7 -	1:15.054	
3 -	5:21.652	8 -	1:16.217	
4 -	1:27.229	9 -	1:12.317	
5 -	1:13.429	10 -	1:26.278	

Car No 63 needs a working transponder please.
Weather / Track : Sunny / Dry

Britcar 2005 QUALIFYING - LAP ANALYSIS


(contd.)

51	Firman/Morris	Porsche 911 GT3 Cup					
1 -	7:04.273	6 -	1:16.885	11 -	1:14.439	16 -	1:13.857
2 -	1:27.975	7 -	1:17.504	12 -	1:14.109		
3 -	1:25.228	8 -	3:55.202	13 -	1:14.287		
4 -	1:19.922	9 -	1:21.821	14 -	1:14.439		
5 -	1:21.467	10 -	1:15.764	15 -	1:15.028		
56	Cole/Cole/Cole	Ferrari 360 Modena GT					
1 -	6:48.045	6 -	1:13.587	11 -	1:15.176		
2 -	1:17.797	7 -	1:13.526				
3 -	1:15.949	8 -	1:13.595				
4 -	1:16.059	9 -	1:12.445				
5 -	4:18.794	10 -	1:11.608				
58	Scuffham/Randall	Lotus Elise					
1 -	7:05.641	6 -	1:21.778				
2 -	1:17.154	7 -	1:15.785				
3 -	1:16.428						
4 -	4:37.934						
5 -	1:17.105						
63	Wilson/Davidson	BMW Z3M Coupe					
1 -	7:20.244	6 -	1:16.559	11 -	4:28.275		
2 -	1:20.824	7 -	1:16.547	12 -	1:21.780		
3 -	1:18.624	8 -	5:12.315	13 -	1:16.488		
4 -	1:18.061	9 -	1:17.072	14 -	1:17.498		
5 -	1:16.860	10 -	1:16.814				
81	Scott/Greensall	BMW Mini 53					
1 -	7:15.479	6 -	1:14.445	11 -	1:14.664		
2 -	1:22.650	7 -	5:42.884	12 -	1:14.199		
3 -	1:17.142	8 -	1:15.879	13 -	1:15.207		
4 -	4:32.831	9 -	1:24.904				
5 -	1:14.829	10 -	1:14.916				
84	Brown/White	BMW M3 E36					
1 -	6:33.500	6 -	1:15.509	11 -	1:14.367	16 -	1:14.293
2 -	1:20.503	7 -	1:16.402	12 -	1:14.612	17 -	1:14.767
3 -	1:17.862	8 -	1:15.789	13 -	1:15.698	18 -	1:14.988
4 -	1:17.445	9 -	1:16.472	14 -	1:17.315		
5 -	3:50.000	10 -	1:16.752	15 -	1:14.438		

Car No 63 needs a working transponder please.
Weather / Track : Sunny / Dry

Snetterton
Circuit Length = 1.9520 miles.
Start: 10:05 End: 10:30
Printed - 10:32 Saturday, 16 July 2005

**Britcar 2005
GRID - RACE 3**

ROW 9	1:17.109 10 Hancock/Smart/Rata	1:25.439 8 Noble/MacKinnon/Robinson
ROW 8	1:16.488 63 Wilson/Davidson	1:16.940 40 Back
ROW 7	1:14.293 84 Brown/White	1:15.785 58 Scuffham/Randall
ROW 6	1:14.068 42 Harrison/Bullock	1:14.199 81 Scott/Greensall
ROW 5	1:13.060 43 Mercer/Fores	1:13.857 51 Firman/Morris
ROW 4	1:12.377 1 Handkammer/Leslie	1:12.809 32 Rodriguez/Moore
ROW 3	1:11.753 26 Phillips/Youles	1:11.870 44 McCormick/Lockie
ROW 2	1:11.608 56 Cole/Cole/Cole	1:11.695 28 Chambers/Sumpter
ROW 1	1:08.986 2 Wright/Kershaw	1:10.755 27 Cameron/Horne
POLE		
		

Car No 63 needs a working transponder please.

Weather / Track : Sunny / Dry

These results are provisional until the conclusion of any judicial and technical matters.

Snetterton

Circuit Length = 1.9520 miles.

Start: 10:05 End: 10:30

Clerk Of Course:	Stewards:	Timekeeper:
------------------	-----------	-------------

Britcar 2005
RACE CLASSIFICATION - RACE 3 - 1 HOUR

POS	NO	CL	NAME	CAR	TIME	LAPS	GAP	MPH	BEST
1	1	2	Handkammer/Leslie	BMW M3 E36	1:01:38.418	41		77.90	1:12.764
2	26	1	Phillips/Youles	Porsche 996 GT3	1:01:42.957	41	4.539	77.80	1:12.193
3	51	2	Firman/Morris	Porsche 911 GT3 Cup	1:01:43.736	41	5.318	77.79	1:13.999
4	44	1	McCormick/Lockie	Ferrari 360 Challenge	1:02:51.863	41	1:13.445	76.38	1:15.431
5	58	3	Scuffham/Randall	Lotus Elise	1:02:52.782	41	1:14.364	76.36	1:16.135
6	28	1	Chambers/Sumpter	Porsche 996 Cup	1:02:53.120	41	1:14.702	76.36	1:14.482
7	43	2	Mercer/Fores/Paillard	Marcos Mantis	1:02:54.024	41	1:15.606	76.34	1:13.991
8	42	2	Harrison/Bullock	Marcos Mantis	1:01:37.649	40	1 LAP	76.01	1:14.152
9	40	1	Back/Riley	Ferrari 360 Challenge	1:01:40.834	40	1 LAP	75.95	1:15.748
10	10	2	Hancock/Smart/Rata	Marcos Mantis	1:01:45.227	40	1 LAP	75.86	1:16.678
11	2	1	Whight/Kershaw	Mosler GT3	1:02:38.412	39	2 LAPS	72.91	1:10.089
12	27	1	Cameron/Horne	Porsche GT3 Cup 996	1:02:54.173	39	2 LAPS	72.61	1:15.601
13	32	2	Rodriguez/Moore/White	BMW E46 GTR	48:20.062	29	12 LAPS	70.27	1:16.118
14	8	1	Noble/MacKinnon/Robinson	Noble M12-2	1:02:21.288	26	15 LAPS	48.83	1:11.699
15	56	1	Cole/Cole	Ferrari 360 Modena GT		0	41 LAPS	N/A	
16	63	2	Wilson/Davidson	BMW Z3M Coupe		0	41 LAPS	N/A	
17	81	3	Scott/Greensall	BMW Mini 53		0	41 LAPS	N/A	
18	84	3	Brown/White	BMW M3 E36		0	41 LAPS	N/A	

FASTEST LAP

2	1	Whight/Kershaw	Mosler GT3	1:10.089	14	100.26mph	161.35kph
1	2	Handkammer/Leslie	BMW M3 E36	1:12.764	18	96.57mph	155.42kph
58	3	Scuffham/Randall	Lotus Elise	1:16.135	21	92.29mph	148.54kph

Weather / Track : Sunny / Dry
 These results are provisional until the conclusion of any judicial and technical matters.

Snetterton
 Circuit Length = 1.9520 miles.
 Start: 15:28 End: 16:28

Clerk Of Course:	Stewards:	Timekeeper:
------------------	-----------	-------------

Britcar 2005

RACE CLASSIFICATION - RACE 3 - 2 HOUR

POS	NO	CL	NAME	CAR	TIME	LAPS	GAP	MPH	BEST
1	43	2	Mercer/Fores/Paillard	Marcos Mantis	2:00:32.863	88		85.49	1:12.278
2	1	2	Handkammer/Leslie	BMW M3 E36	2:00:28.547	87	1 LAP	84.57	1:12.764
3	28	1	Chambers/Sumpter	Porsche 996 Cup	2:00:45.264	87	1 LAP	84.38	1:12.244
4	44	1	McCormick/Lockie	Ferrari 360 Challenge	2:01:14.895	87	1 LAP	84.03	1:12.994
5	42	2	Harrison/Bullock	Marcos Mantis	2:00:36.205	86	2 LAPS	83.51	1:14.152
6	26	1	Phillips/Youles	Porsche 996 GT3	2:00:37.913	86	2 LAPS	83.49	1:12.193
27	51	3	Firman/Morris	Porsche 911 GT3 Cup	1:58:43.769	85	3 LAPS	83.84	1:13.999
8	40	1	Back/Riley	Ferrari 360 Challenge	2:00:39.389	85	3 LAPS	82.50	1:15.285
9	2	1	Whight/Kershaw	Mosler GT3	1:56:02.878	83	5 LAPS	83.76	1:10.089
10	58	3	Scuffham/Randall	Lotus Elise	2:00:39.717	83	5 LAPS	80.56	1:15.420
11	10	2	Hancock/Smart/Rata	Marcos Mantis	2:00:21.215	82	6 LAPS	79.79	1:16.678
12	8	1	Noble/MacKinnon/Robinson	Noble M12-2	1:50:07.851	65	23 LAPS	69.12	1:11.699
13	32	2	Rodriguez/Moore/White	BMW E46 GTR	1:48:29.886	60	28 LAPS	64.76	1:13.113
14	27	1	Cameron/Horne	Porsche GT3 Cup 996	1:26:00.345	58	30 LAPS	78.98	1:11.400
15	56	1	Cole/Cole	Ferrari 360 Modena GT		0	88 LAPS	N/A	
16	63	2	Wilson/Davidson	BMW Z3M Coupe		0	88 LAPS	N/A	
17	81	3	Scott/Greensall	BMW Mini 53		0	88 LAPS	N/A	
18	84	3	Brown/White	BMW M3 E36		0	88 LAPS	N/A	

FASTEST LAP

2	1	Whight/Kershaw	Mosler GT3	1:10.089	14	100.26mph	161.35kph
43	2	Mercer/Fores/Paillard	Marcos Mantis	1:12.278	53	97.22mph	156.46kph
58	3	Scuffham/Randall	Lotus Elise	1:15.420	62	93.17mph	149.94kph

Weather / Track : Sunny / Dry
 These results are provisional until the conclusion of any judicial and technical matters.

Snetterton
 Circuit Length = 1.9520 miles.
 Start: 15:28 End: 17:28

Clerk Of Course:	Stewards:	Timekeeper:
------------------	-----------	-------------

Britcar 2005

RACE CLASSIFICATION - RACE 3

POS	NO	CL	NAME	CAR	TIME	LAPS	GAP	MPH	BEST
1	1	2	Handkammer/Leslie	BMW M3 E36	2:59:35.127	135		88.04	1:12.764
2	43	2	Mercer/Fores/Paillard	Marcos Mantis	3:00:30.507	135	55.380	87.59	1:12.278
3	28	1	Chambers/Sumpter	Porsche 996 Cup	2:59:59.511	134	1 LAP	87.19	1:12.244
4	44	1	McCormick/Lockie	Ferrari 360 Challenge	3:00:04.985	134	1 LAP	87.14	1:12.670
5	40	1	Back/Riley	Ferrari 360 Challenge	2:59:56.705	131	4 LAPS	85.26	1:15.285
6	51	3	Firman/Morris	Porsche 911 GT3 Cup	3:00:34.365	131	4 LAPS	84.96	1:13.999
7	42	2	Harrison/Bullock	Marcos Mantis	2:59:52.256	130	5 LAPS	84.64	1:14.152
8	10	2	Hancock/Smart/Rata	Marcos Mantis	3:00:29.164	125	10 LAPS	81.11	1:16.678
9	26	1	Phillips/Youles	Porsche 996 GT3	2:35:13.303	114	21 LAPS	86.01	1:12.193

NOT CLASSIFIED

58	3	Scuffham/Randall	Lotus Elise	2:05:49.024	87	D.N.F.	80.98	1:15.420
2	1	Whight/Kershaw	Mosler GT3	1:56:02.878	83	D.N.F.	83.76	1:10.089
32	2	Rodriguez/Moore/White	BMW E46 GTR	2:37:46.976	78	D.N.F.	57.89	1:13.113
8	1	Noble/MacKinnon/Robinson	Noble M12-2	1:50:07.851	65	D.N.F.	69.12	1:11.699
27	1	Cameron/Horne	Porsche GT3 Cup 996	1:26:00.345	58	D.N.F.	78.98	1:11.400
56	1	Cole/Cole	Ferrari 360 Modena GT		0	D.N.F.	N/A	
63	2	Wilson/Davidson	BMW Z3M Coupe		0	D.N.F.	N/A	
81	3	Scott/Greensall	BMW Mini 53		0	D.N.F.	N/A	
84	3	Brown/White	BMW M3 E36		0	D.N.F.	N/A	

FASTEST LAP

2	1	Whight/Kershaw	Mosler GT3	1:10.089	14	100.26mph	161.35kph
43	2	Mercer/Fores/Paillard	Marcos Mantis	1:12.278	53	97.22mph	156.46kph
51	3	Firman/Morris	Porsche 911 GT3 Cup	1:13.999	31	94.96mph	152.82kph

Weather / Track : Sunny / Dry
 These results are provisional until the conclusion of any judicial and technical matters.

Snetterton
 Circuit Length = 1.9520 miles.
 Start: 15:28 End: 18:27

Clerk Of Course:	Stewards:	Timekeeper:
------------------	-----------	-------------

Britcar 2005
RACE CLASSIFICATION - RACE 3 - LAP CHART

Lap 1			Lap 2			Lap 3			Lap 4			Lap 5		
No	Behind	Laptime	No	Behind	Laptime	No	Behind	Laptime	No	Behind	Laptime	No	Behind	Laptime
2		1:20.641	2		2:11.119	2		2:18.345	2		2:10.815	2		2:06.103
26	0.312	1:20.953	26	0.647	2:11.454	26	0.697	2:18.395	26	1.092	2:11.210	26	1.390	2:06.401
1	0.887	1:21.528	1	1.999	2:12.231	1	1.947	2:18.293	1	3.760	2:12.628	1	2.520	2:04.863
28	1.501	1:22.142	28	2.912	2:12.530	28	2.965	2:18.398	28	4.367	2:12.217	28	3.615	2:05.351
27	4.969	1:25.610	27	3.611	2:09.761	27	3.492	2:18.226	27	5.084	2:12.407	27	4.281	2:05.300
44	5.256	1:25.897	44	5.892	2:11.755	44	5.871	2:18.324	44	7.916	2:12.860	44	7.198	2:05.385
43	5.490	1:26.131	43	7.518	2:13.147	43	8.083	2:18.910	43	9.082	2:11.814	43	8.747	2:05.768
51	5.812	1:26.453	51	8.038	2:13.345	51	8.749	2:19.056	51	9.766	2:11.832	51	9.432	2:05.769
32	6.438	1:27.079	32	9.250	2:13.931	32	10.185	2:19.280	32	10.877	2:11.507	32	10.965	2:06.191
42	10.957	1:31.598	42	10.176	2:10.338	42	11.290	2:19.459	42	11.428	2:10.953	42	12.122	2:06.797
58	11.334	1:31.975	58	10.943	2:10.728	58	12.693	2:20.095	58	12.507	2:10.629	58	13.585	2:07.181
40	12.120	1:32.761	40	11.518	2:10.517	40	13.355	2:20.182	40	13.472	2:10.932	40	14.497	2:07.128
10	13.029	1:33.670	10	12.357	2:10.447	10	14.448	2:20.436	10	14.567	2:10.934	10	15.733	2:07.269

Britcar 2005

RACE CLASSIFICATION - RACE 3 - LAP CHART

(contd.)

Lap 6			Lap 7			Lap 8			Lap 9			Lap 10		
No	Behind	Laptime	No	Behind	Laptime	No	Behind	Laptime	No	Behind	Laptime	No	Behind	Laptime
2		2:07.749	2		2:05.940	2		1:59.714	2		2:00.609	2		1:55.211
26	0.974	2:07.333	26	1.964	2:06.930	26	0.983	1:58.733	26	1.251	2:00.877	26	1.009	1:54.969
1	2.322	2:07.551	1	3.780	2:07.398	1	2.730	1:58.664	1	2.425	2:00.304	1	1.953	1:54.739
28	3.547	2:07.681	28	4.290	2:06.683	28	3.277	1:58.701	28	3.050	2:00.382	28	3.182	1:55.343
27	4.459	2:07.927	27	4.846	2:06.327	27	3.890	1:58.758	27	3.721	2:00.440	27	4.174	1:55.664
44	6.579	2:07.130	44	7.676	2:07.037	44	6.978	1:59.016	44	5.637	1:59.268	44	5.260	1:54.834
43	8.769	2:07.771	43	9.229	2:06.400	43	7.712	1:58.197	43	6.790	1:59.687	43	5.804	1:54.225
51	9.520	2:07.837	51	9.751	2:06.171	51	8.230	1:58.193	51	7.633	2:00.012	51	6.313	1:53.891
32	11.005	2:07.789	32	11.295	2:06.230	32	9.964	1:58.383	32	9.120	1:59.765	32	7.502	1:53.593
42	12.104	2:07.731	42	12.229	2:06.065	42	10.932	1:58.417	42	9.133	1:58.810	42	7.854	1:53.932
58	13.353	2:07.517	58	13.253	2:05.840	58	12.049	1:58.510	58	11.979	2:00.539	58	8.382	1:51.614
40	13.929	2:07.181	40	13.980	2:05.991	40	12.450	1:58.184	40	12.296	2:00.455	40	9.261	1:52.176
10	15.394	2:07.410	10	15.022	2:05.568	10	13.033	1:57.725	10	13.186	2:00.762	10	10.027	1:52.052

Weather / Track : Sunny / Dry

Britcar 2005
RACE CLASSIFICATION - RACE 3 - LAP CHART
 (contd.)

Lap 11			Lap 12			Lap 13			Lap 14			Lap 15		
No	Behind	Laptime	No	Behind	Laptime	No	Behind	Laptime	No	Behind	Laptime	No	Behind	Laptime
2		1:11.540	2		1:10.582	2		1:10.995	2		1:10.089	2		1:10.991
26	3.099	1:13.630	26	5.532	1:13.015	26	7.442	1:12.905	26	10.389	1:13.036	26	12.765	1:13.367
1	3.996	1:13.583	1	6.503	1:13.089	1	8.569	1:13.061	1	11.644	1:13.164	1	13.863	1:13.210
28	7.516	1:15.874	28	12.620	1:15.686	28	16.107	1:14.482	28	20.763	1:14.745	28	25.535	1:15.763
43	12.395	1:18.131	43	18.593	1:16.780	43	22.574	1:14.976	43	27.220	1:14.735	8 14 LAPS	26:39.088	
27	12.887	1:20.253	51	19.160	1:15.902	51	23.552	1:15.387	51	28.526	1:15.063	43	31.052	1:14.823
44	13.715	1:19.995	27	21.242	1:18.937	42	28.011	1:16.846	42	32.917	1:14.995	51	32.962	1:15.427
51	13.840	1:19.067	44	22.126	1:18.993	27	28.455	1:18.208	27	36.844	1:18.478	42	37.451	1:15.525
32	14.917	1:18.955	42	22.160	1:17.773	44	29.424	1:18.293	44	37.510	1:18.175	27	42.675	1:16.822
42	14.969	1:18.655	58	22.775	1:18.048	58	29.598	1:17.818	58	37.919	1:18.410	44	43.346	1:16.827
58	15.309	1:18.467	40	23.749	1:18.247	40	30.708	1:17.954	40	38.536	1:17.917	58	43.789	1:16.861
40	16.084	1:18.363	32	24.440	1:20.105	32	31.046	1:17.601	32	39.289	1:18.332	40	44.511	1:16.966
10	17.738	1:19.251	10	25.384	1:18.228	10	32.419	1:18.030	10	39.797	1:17.467	32	45.100	1:16.802
												10	45.925	1:17.119

Britcar 2005
RACE CLASSIFICATION - RACE 3 - LAP CHART
 (contd.)

Lap 16			Lap 17			Lap 18			Lap 19			Lap 20		
No	Behind	Laptime	No	Behind	Laptime	No	Behind	Laptime	No	Behind	Laptime	No	Behind	Laptime
2		1:10.668	2		1:10.712	2		1:10.834	2		1:11.029	2		1:11.475
26	15.154	1:13.057	26	17.231	1:12.789	26	19.208	1:12.811	26	21.304	1:13.125	40	1 LAP	1:19.396
1	16.584	1:13.389	1	18.723	1:12.851	1	20.653	1:12.764	1	22.795	1:13.171	10	1 LAP	1:19.310
28	29.894	1:15.027	8	14 LAPS	1:12.006	8	14 LAPS	1:13.368	8	14 LAPS	1:12.923	32	1 LAP	1:20.170
8	14 LAPS	1:12.098	28	34.753	1:15.571	28	38.677	1:14.758	28	42.324	1:14.676	27	2 LAPS	1:29.973
43	34.848	1:14.464	43	38.700	1:14.564	43	42.097	1:14.231	43	45.102	1:14.034	26	22.667	1:12.838
51	37.763	1:15.469	51	41.597	1:14.546	51	46.069	1:15.306	51	49.901	1:14.861	1	25.292	1:13.972
42	41.757	1:14.974	42	46.209	1:15.164	42	50.130	1:14.755	42	53.559	1:14.458	8	14 LAPS	1:12.562
44	49.387	1:16.709	44	54.529	1:15.854	27	1 LAP	2:32.433P	44	1:05.638	1:16.319	28	45.421	1:14.572
58	50.089	1:16.968	58	56.959	1:17.582	44	1:00.348	1:16.653	58	1:08.289	1:16.760	43	47.919	1:14.292
27	50.175	1:18.168	40	1:02.297	1:22.330	58	1:02.558	1:16.433				51	53.238	1:14.812
40	50.679	1:16.836	10	1:02.678	1:21.455	40	1:08.027	1:16.564				42	56.541	1:14.457
32	51.251	1:16.819	32	1:02.921	1:22.382	10	1:08.907	1:17.063						
10	51.935	1:16.678				32	1:09.380	1:17.293						

Britcar 2005

RACE CLASSIFICATION - RACE 3 - LAP CHART

(contd.)

Lap 21			Lap 22			Lap 23			Lap 24			Lap 25		
No	Behind	Laptime	No	Behind	Laptime	No	Behind	Laptime	No	Behind	Laptime	No	Behind	Laptime
2		1:10.761	2		1:10.644	2		1:10.551	2		1:10.864	2		1:10.869
44	1 LAP	1:17.011	44	1 LAP	1:16.142	44	1 LAP	1:16.521	44	1 LAP	1:15.677	42	1 LAP	1:15.667
58	1 LAP	1:16.406	58	1 LAP	1:16.135	58	1 LAP	1:16.146	58	1 LAP	1:16.267	44	1 LAP	1:16.262
40	1 LAP	1:16.602	40	1 LAP	1:16.821	40	1 LAP	1:17.135	40	1 LAP	1:16.778	58	1 LAP	1:16.574
10	1 LAP	1:17.356	32	1 LAP	1:16.118	10	1 LAP	1:18.208	10	1 LAP	1:16.881	40	1 LAP	1:16.752
32	1 LAP	1:16.929	10	1 LAP	1:17.833	27	2 LAPS	1:16.684	26	33.629	1:13.815	26	35.874	1:13.114
27	2 LAPS	1:18.758	27	2 LAPS	1:17.023	26	30.678	1:13.361	27	2 LAPS	1:16.370	10	1 LAP	1:17.628
26	25.181	1:13.275	26	27.868	1:13.331	1	37.302	1:14.861	1	40.636	1:14.198	27	2 LAPS	1:16.358
1	29.283	1:14.752	1	32.992	1:14.353	32	1 LAP	1:34.462	32	1 LAP	1:18.665	1	43.778	1:14.011
8	14 LAPS	1:12.640	8	14 LAPS	1:13.760	8	14 LAPS	1:15.303	8	14 LAPS	1:16.267	8	14 LAPS	1:13.018
28	49.460	1:14.800	43	54.636	1:14.131	43	58.482	1:14.397	28	1:04.821	1:16.042	32	1 LAP	1:17.643
43	51.149	1:13.991	28	54.959	1:16.143	28	59.643	1:15.235	43	1:05.587	1:17.969	28	1:09.215	1:15.263
51	57.511	1:15.034	51	1:02.032	1:15.165	51	1:05.844	1:14.363	51	1:10.667	1:15.687	43	1:09.794	1:15.076
42	1:00.417	1:14.637	42	1:04.638	1:14.865	42	1:08.268	1:14.181						

Britcar 2005

RACE CLASSIFICATION - RACE 3 - LAP CHART

(contd.)

Lap 26			Lap 27			Lap 28			Lap 29			Lap 30		
No	Behind	Laptime	No	Behind	Laptime	No	Behind	Laptime	No	Behind	Laptime	No	Behind	Laptime
2		1:12.608	2		1:12.732	2		1:12.755	2		1:13.417	2		1:15.442
51	1 LAP	1:15.537	51	1 LAP	1:14.895	28	1 LAP	1:16.101	28	1 LAP	1:15.182	32	2 LAPS	1:18.921
42	1 LAP	1:14.219	42	1 LAP	1:14.152	43	1 LAP	1:16.200	43	1 LAP	1:15.294	28	1 LAP	1:14.826
44	1 LAP	1:15.709	44	1 LAP	1:15.497	51	1 LAP	1:14.955	51	1 LAP	1:14.267	43	1 LAP	1:14.858
58	1 LAP	1:16.285	58	1 LAP	1:17.023	42	1 LAP	1:15.023	42	1 LAP	1:14.598	51	1 LAP	1:14.350
26	36.936	1:13.670	26	37.180	1:12.976	44	1 LAP	1:15.957	44	1 LAP	1:15.887	42	1 LAP	1:14.340
40	1 LAP	1:19.115	40	1 LAP	1:17.012	58	1 LAP	1:16.744	26	36.185	1:12.791	26	33.700	1:12.957
27	2 LAPS	1:15.681	27	2 LAPS	1:15.961	26	36.811	1:12.386	58	1 LAP	1:17.047	44	1 LAP	1:15.701
1	45.063	1:13.893	1	46.936	1:14.605	1	49.760	1:15.579	1	50.879	1:14.536	58	1 LAP	1:16.381
10	1 LAP	1:18.917	10	1 LAP	1:16.796	27	2 LAPS	1:17.068	27	2 LAPS	1:15.777	1	50.293	1:14.856
8	14 LAPS	1:14.317	8	14 LAPS	1:13.151	40	1 LAP	1:18.709	40	1 LAP	1:16.435	27	2 LAPS	1:16.215
32	1 LAP	1:17.395	32	1 LAP	1:17.953	10	1 LAP	1:17.261	8	14 LAPS	1:12.406	8	14 LAPS	1:13.679
28	1:12.245	1:15.638				8	14 LAPS	1:13.006	10	1 LAP	1:17.285	40	1 LAP	1:17.255
43	1:12.531	1:15.345				32	1 LAP	1:17.638				10	1 LAP	1:17.768
												28	1:18.884	1:14.876
												43	1:20.163	1:15.626
												51	1:21.341	1:14.493
												42	1:23.208	1:15.628

Britcar 2005

RACE CLASSIFICATION - RACE 3 - LAP CHART

(contd.)

Lap 31			Lap 32			Lap 33			Lap 34			Lap 35		
No	Behind	Laptime	No	Behind	Laptime	No	Behind	Laptime	No	Behind	Laptime	No	Behind	Laptime
26		1:12.193	26		1:12.886	26		1:13.301	26		1:12.769	26		1:13.105
44	1 LAP	1:15.698	44	1 LAP	1:16.047	32	4 LAPS	4:12.131P	44	1 LAP	1:15.494	44	1 LAP	1:15.497
58	1 LAP	1:16.564	58	1 LAP	1:16.508	44	1 LAP	1:15.440	8	14 LAPS	1:13.234	8	14 LAPS	1:12.529
1	19.457	1:15.057	8	14 LAPS	1:12.040	8	14 LAPS	1:11.699	58	1 LAP	1:16.914	2	1 LAP	1:10.435
8	14 LAPS	1:12.157	1	22.781	1:16.210	58	1 LAP	1:17.457	1	26.517	1:15.082	58	1 LAP	1:17.487
27	2 LAPS	1:16.605	2	1 LAP	3:25.124P	1	24.204	1:14.724	2	1 LAP	1:10.695	1	28.361	1:14.949
40	1 LAP	1:16.243	27	2 LAPS	1:16.209	27	2 LAPS	1:16.056	27	2 LAPS	1:16.659	27	2 LAPS	1:16.104
10	1 LAP	1:18.047	40	1 LAP	1:15.832	2	1 LAP	1:17.674	40	1 LAP	1:15.882	40	1 LAP	1:15.748
28	48.486	1:15.495	10	1 LAP	1:18.125	40	1 LAP	1:16.588	10	1 LAP	1:17.236	10	1 LAP	1:17.423
43	49.018	1:14.748	43	50.288	1:14.156	10	1 LAP	1:17.313	43	55.401	1:15.187	43	57.284	1:14.988
51	49.447	1:13.999	28	50.417	1:14.817	43	52.983	1:15.996	51	56.115	1:15.639	51	57.704	1:14.694
42	51.695	1:14.380	51	51.137	1:14.576	51	53.245	1:15.409	28	56.258	1:15.138	28	58.305	1:15.152
			42	53.833	1:15.024	28	53.889	1:16.773	42	57.014	1:14.463			
						42	55.320	1:14.788						

Britcar 2005

RACE CLASSIFICATION - RACE 3 - LAP CHART

(contd.)

Lap 36			Lap 37			Lap 38			Lap 39			Lap 40		
No	Behind	Laptime	No	Behind	Laptime	No	Behind	Laptime	No	Behind	Laptime	No	Behind	Laptime
26		1:12.786	26		1:43.937	1		1:24.851	1		1:19.816	1		1:56.236
44	1 LAP	1:15.431	44	1 LAP	1:28.661	27	3 LAPS	1:28.627	27	3 LAPS	1:17.070	27	3 LAPS	1:38.919
8	14 LAPS	1:13.479	8	14 LAPS	1:27.857	40	1 LAP	1:27.118	40	1 LAP	1:20.807	40	1 LAP	1:34.982
2	1 LAP	1:10.401	2	1 LAP	1:25.021	26	24.553	3:16.387P	26	43.156	1:38.419	26	12.310	1:25.390
1	29.975	1:14.400	58	1 LAP	1:18.230	51	38.567	2:56.668P	51	46.552	1:27.801	51	12.812	1:22.496
58	1 LAP	1:17.342	43	1 LAP	2:28.868P	10	1 LAP	3:04.691P	10	1 LAP	1:31.635	10	1 LAP	1:26.654
40	1 LAP	1:16.187	10	1 LAP	1:18.728	44	59.823	1:56.541	44	1:46.728	2:06.721	44	1:47.549	1:57.057
10	1 LAP	1:18.266	51	33.733	1:15.539	8	13 LAPS	1:56.590	58	1:48.908	2:04.721	58	1:47.768	1:55.096
42	1 LAP	2:29.825P	42	1 LAP	1:31.278	2	1:02.384	1:57.821	43	1:50.358	2:05.232	43	1:48.444	1:54.322
51	1:02.131	1:17.213	1	1:26.983	2:40.945P	58	1:04.003	1:58.065	42	1:51.097	2:04.947	42	1:49.282	1:54.421
28	1:02.485	1:16.966	27	3 LAPS	4:03.157P	43	1:04.942	1:56.245	28	1:53.042	2:03.667	28	1:49.527	1:52.721
			40	1 LAP	2:48.730P	42	1:05.966	1:42.667						
			44	1:55.116	1:53.641	28	1:09.191	1:37.221						
			8	13 LAPS	1:53.552									
			2	1:56.397	1:51.724									
			58	1:57.772	1:50.768									
			43	2:00.531	1:31.102									
			42	2:15.133	1:26.844									
			28	2:23.804	3:05.256P									

Britcar 2005

RACE CLASSIFICATION - RACE 3 - LAP CHART

(contd.)

Lap 41			Lap 42			Lap 43			Lap 44			Lap 45		
No	Behind	Laptime	No	Behind	Laptime	No	Behind	Laptime	No	Behind	Laptime	No	Behind	Laptime
1		1:50.051	1		1:16.487	1		1:14.588	1		1:14.948	1		1:15.179
27	3 LAPS	1:49.579	42	1 LAP	1:19.775	58	1 LAP	1:17.247	58	1 LAP	1:16.277	58	1 LAP	1:16.354
40	1 LAP	1:50.023	40	1 LAP	1:16.975	40	1 LAP	1:17.777	40	1 LAP	1:16.439	40	1 LAP	1:16.021
26	4.539	1:42.280	26	5.281	1:17.229	42	1 LAP	1:19.281	42	1 LAP	1:17.779	42	1 LAP	1:17.420
51	5.318	1:42.557	51	7.250	1:18.419	26	8.715	1:18.022	26	12.096	1:18.329	26	15.388	1:18.471
10	1 LAP	1:30.302	10	1 LAP	1:20.072	51	11.278	1:18.616	51	15.293	1:18.963	51	18.985	1:18.871
8	15 LAPS	4:48.559P	8	15 LAPS	1:21.754	10	1 LAP	1:20.510	10	1 LAP	1:19.973	10	1 LAP	1:20.682
2	2 LAPS	5:03.713P	2	2 LAPS	1:21.647	8	15 LAPS	1:14.768	8	15 LAPS	1:13.158	8	15 LAPS	1:13.306
44	1:13.445	1:15.947	28	1:12.346	1:14.131	2	2 LAPS	1:13.427	2	2 LAPS	1:12.745	32	15 LAPS	19:12.099P
58	1:14.364	1:16.647	44	1:12.347	1:15.389	27	2 LAPS	1:11.864	27	2 LAPS	1:11.415	2	2 LAPS	1:13.230
28	1:14.702	1:15.226	27	2 LAPS	1:13.229	28	1:11.897	1:14.139	28	1:10.081	1:13.132	27	2 LAPS	1:11.400
43	1:15.606	1:17.213	43	1:13.522	1:14.403	44	1:14.349	1:16.590	43	1:12.810	1:13.363	28	1:07.932	1:13.030
27	2 LAPS	1:15.601				43	1:14.395	1:15.461	44	1:14.851	1:15.450	43	1:10.657	1:13.026

Britcar 2005

RACE CLASSIFICATION - RACE 3 - LAP CHART

(contd.)

Lap 46			Lap 47			Lap 48			Lap 49			Lap 50		
No	Behind	Laptime	No	Behind	Laptime	No	Behind	Laptime	No	Behind	Laptime	No	Behind	Laptime
1		1:15.551	1		1:14.152	1		1:15.873	1		1:15.234	1		1:15.680
44	1 LAP	1:18.107	44	1 LAP	1:16.068	44	1 LAP	1:16.614	44	1 LAP	1:15.087	44	1 LAP	1:14.831
58	1 LAP	1:16.618	58	1 LAP	1:16.350	58	1 LAP	1:15.951	58	1 LAP	1:16.070	58	1 LAP	1:16.243
40	1 LAP	1:16.523	40	1 LAP	1:16.667	40	1 LAP	1:16.394	40	1 LAP	1:16.362	40	1 LAP	1:16.189
42	1 LAP	1:16.813	42	1 LAP	1:16.772	42	1 LAP	1:16.013	42	1 LAP	1:15.862	42	1 LAP	1:17.247
26	18.414	1:18.577	26	22.219	1:17.957	26	24.907	1:18.561	26	27.827	1:18.154	26	29.888	1:17.741
51	21.952	1:18.518	51	26.038	1:18.238	51	29.171	1:19.006	51	32.348	1:18.411	8	15 LAPS	1:13.000
10	1 LAP	1:20.118	10	1 LAP	1:19.813	8	15 LAPS	1:11.941	8	15 LAPS	1:12.359	51	34.899	1:18.231
8	15 LAPS	1:12.885	8	15 LAPS	1:12.308	10	1 LAP	1:20.120	10	1 LAP	1:20.047	2	2 LAPS	1:13.086
2	2 LAPS	1:13.901	2	2 LAPS	1:13.198	2	2 LAPS	1:12.179	2	2 LAPS	1:12.398	27	2 LAPS	1:12.736
27	2 LAPS	1:12.367	27	2 LAPS	1:12.576	27	2 LAPS	1:12.144	27	2 LAPS	1:12.320	10	1 LAP	1:21.971
32	15 LAPS	1:24.318	32	15 LAPS	1:16.852	28	1:01.269	1:12.935	28	58.459	1:12.424	28	55.317	1:12.538
28	1:05.196	1:12.815	28	1:04.207	1:13.163	32	15 LAPS	1:15.619	43	1:02.857	1:13.544	43	1:00.662	1:13.485
43	1:08.486	1:13.380	43	1:07.355	1:13.021	43	1:04.547	1:13.065	32	15 LAPS	1:16.389	32	15 LAPS	1:15.457

Britcar 2005

RACE CLASSIFICATION - RACE 3 - LAP CHART

(contd.)

Lap 51			Lap 52			Lap 53			Lap 54			Lap 55		
No	Behind	Laptime	No	Behind	Laptime	No	Behind	Laptime	No	Behind	Laptime	No	Behind	Laptime
1		1:15.966	1		1:13.846	1		1:13.924	1		1:15.134	1		1:14.987
44	1 LAP	1:15.444	44	1 LAP	1:15.169	44	1 LAP	1:14.978	44	1 LAP	1:14.936	44	1 LAP	1:15.128
58	1 LAP	1:16.162	58	1 LAP	1:16.464	58	1 LAP	1:16.364	58	1 LAP	1:16.314	10	2 LAPS	1:32.753
40	1 LAP	1:15.843	40	1 LAP	1:15.914	40	1 LAP	1:16.448	40	1 LAP	1:16.242	58	1 LAP	1:16.311
42	1 LAP	1:15.864	42	1 LAP	1:16.284	42	1 LAP	1:16.786	8	15 LAPS	1:13.066	40	1 LAP	1:15.966
8	15 LAPS	1:13.764	8	15 LAPS	1:13.039	8	15 LAPS	1:12.917	42	1 LAP	1:16.412	8	15 LAPS	1:12.929
26	32.639	1:18.717	26	38.560	1:19.767	2	2 LAPS	1:13.685	2	2 LAPS	1:11.670	42	1 LAP	1:16.060
51	37.234	1:18.301	51	41.053	1:17.665	27	2 LAPS	1:13.569	27	2 LAPS	1:11.835	2	2 LAPS	1:13.353
2	2 LAPS	1:13.607	2	2 LAPS	1:12.532	26	45.527	1:20.891	51	50.196	1:19.120	27	2 LAPS	1:13.207
27	2 LAPS	1:13.835	27	2 LAPS	1:12.859	51	46.210	1:19.081	28	51.136	1:14.109	28	49.334	1:13.185
28	54.312	1:14.961	28	53.653	1:13.187	28	52.161	1:12.432	43	53.400	1:12.734	43	51.472	1:13.059
10	1 LAP	1:20.519	43	57.446	1:13.350	43	55.800	1:12.278	32	15 LAPS	1:19.009	51	52.636	1:17.427
43	57.942	1:13.246	10	1 LAP	1:19.855	10	1 LAP	1:20.435				26	1 LAP	2:53.854P
32	15 LAPS	1:15.859	32	15 LAPS	1:17.954	32	15 LAPS	1:15.366				32	15 LAPS	1:15.692

Britcar 2005

RACE CLASSIFICATION - RACE 3 - LAP CHART

(contd.)

Lap 56			Lap 57			Lap 58			Lap 59			Lap 60		
No	Behind	Laptime	No	Behind	Laptime	No	Behind	Laptime	No	Behind	Laptime	No	Behind	Laptime
1		1:15.154	1		1:16.033	1		1:13.971	1		1:13.583	1		1:13.856
58	1 LAP	1:16.630	32	16 LAPS	1:16.946	32	16 LAPS	1:14.824	32	16 LAPS	1:14.556	32	16 LAPS	1:14.126
10	2 LAPS	1:20.301	44	2 LAPS	2:39.963P	8	15 LAPS	1:12.684	8	15 LAPS	1:14.248	8	15 LAPS	1:14.771
8	15 LAPS	1:12.969	8	15 LAPS	1:13.038	58	1 LAP	1:16.438	44	2 LAPS	1:14.530	44	2 LAPS	1:13.756
40	1 LAP	1:17.293	58	1 LAP	1:16.441	44	2 LAPS	1:19.679	58	1 LAP	1:17.362	58	1 LAP	1:16.417
42	1 LAP	1:16.009	10	2 LAPS	1:19.838	40	1 LAP	1:16.948	40	1 LAP	1:16.202	2	2 LAPS	1:12.947
2	2 LAPS	1:12.418	40	1 LAP	1:16.416	42	1 LAP	1:15.760	27	2 LAPS	1:12.473	40	1 LAP	1:18.091
27	2 LAPS	1:12.518	42	1 LAP	1:15.320	10	2 LAPS	1:22.086	42	1 LAP	1:16.287	42	1 LAP	1:17.125
28	47.414	1:13.234	2	2 LAPS	1:11.400	2	2 LAPS	1:12.216	2	2 LAPS	1:14.656	27	2 LAPS	1:21.264
43	48.717	1:12.399	27	2 LAPS	1:11.756	27	2 LAPS	1:12.805	10	2 LAPS	1:21.743	28	41.513	1:13.429
51	55.410	1:17.928	28	44.098	1:12.717	28	43.022	1:12.895	28	41.940	1:12.501	43	42.308	1:13.366
26	1 LAP	1:21.303	43	44.990	1:12.306	43	44.044	1:13.025	43	42.798	1:12.337	10	2 LAPS	1:20.831
			51	57.315	1:17.938	51	1:00.945	1:17.601	51	1:04.793	1:17.431	51	1:08.760	1:17.823
			26	1 LAP	1:13.756	26	1 LAP	1:13.108	26	1 LAP	1:12.947	26	1 LAP	1:12.903

Britcar 2005

RACE CLASSIFICATION - RACE 3 - LAP CHART

(contd.)

Lap 61			Lap 62			Lap 63			Lap 64			Lap 65		
No	Behind	Laptime	No	Behind	Laptime	No	Behind	Laptime	No	Behind	Laptime	No	Behind	Laptime
1		1:14.480	1		1:13.773	1		1:14.019	1		1:14.054	1		1:14.266
32	16 LAPS	1:14.859	32	16 LAPS	1:14.428	51	1 LAP	1:17.652	51	1 LAP	1:17.157	32	16 LAPS	1:14.673
8	15 LAPS	1:15.647	8	15 LAPS	1:13.243	32	16 LAPS	1:14.690	32	16 LAPS	1:15.405	51	1 LAP	1:17.694
44	2 LAPS	1:13.350	44	2 LAPS	1:13.530	8	15 LAPS	1:13.401	8	15 LAPS	1:13.756	8	15 LAPS	1:12.916
58	1 LAP	1:15.937	2	2 LAPS	1:13.327	44	2 LAPS	1:13.389	44	2 LAPS	1:13.356	44	2 LAPS	1:13.298
2	2 LAPS	1:13.771	58	1 LAP	1:16.759	2	2 LAPS	1:12.222	2	2 LAPS	1:12.215	2	2 LAPS	1:12.531
40	1 LAP	1:16.107	40	1 LAP	1:15.600	58	1 LAP	1:15.420	58	1 LAP	1:15.879	58	1 LAP	1:15.654
42	1 LAP	1:15.612	42	1 LAP	1:15.458	28	38.325	1:12.993	28	37.112	1:12.841	28	35.488	1:12.642
28	40.047	1:13.014	28	39.351	1:13.077	40	1 LAP	1:15.912	43	38.286	1:12.785	43	37.137	1:13.117
43	41.145	1:13.317	43	40.412	1:13.040	43	39.555	1:13.162	40	1 LAP	1:16.619	40	1 LAP	1:15.912
10	2 LAPS	1:21.219	10	2 LAPS	1:19.963	42	1 LAP	1:17.868	42	1 LAP	1:15.308	42	1 LAP	1:16.336
26	1 LAP	1:13.834	26	1 LAP	1:13.422	10	2 LAPS	1:20.213	26	1 LAP	1:13.512	26	1 LAP	1:14.583
51	1:12.388	1:18.108				26	1 LAP	1:13.615	10	2 LAPS	1:22.053			

Britcar 2005

RACE CLASSIFICATION - RACE 3 - LAP CHART

(contd.)

Lap 66			Lap 67			Lap 68			Lap 69			Lap 70		
No	Behind	Laptime	No	Behind	Laptime	No	Behind	Laptime	No	Behind	Laptime	No	Behind	Laptime
1		1:14.433	1		1:14.541	1		1:14.195	1		1:14.517	1		1:14.252
10	3 LAPS	1:21.329	32	16 LAPS	1:15.996	8	15 LAPS	1:13.408	8	15 LAPS	1:12.786	8	15 LAPS	1:12.429
32	16 LAPS	1:15.718	10	3 LAPS	1:21.876	44	2 LAPS	1:14.817	44	2 LAPS	1:13.523	2	2 LAPS	1:11.385
51	1 LAP	1:16.634	8	15 LAPS	1:12.411	51	1 LAP	1:18.023	2	2 LAPS	1:11.917	44	2 LAPS	1:13.477
8	15 LAPS	1:13.260	51	1 LAP	1:16.751	2	2 LAPS	1:13.351	51	1 LAP	1:16.941	51	1 LAP	1:17.153
44	2 LAPS	1:13.526	44	2 LAPS	1:12.994	10	3 LAPS	1:22.457	10	3 LAPS	1:21.121	28	26.688	1:12.934
2	2 LAPS	1:12.378	2	2 LAPS	1:12.746	28	30.279	1:12.446	28	28.006	1:12.244	43	31.109	1:13.929
28	33.809	1:12.754	28	32.028	1:12.760	43	32.556	1:12.737	43	31.432	1:13.393	10	3 LAPS	1:21.454
43	35.601	1:12.897	43	34.014	1:12.954	58	1 LAP	1:16.044	58	1 LAP	1:16.106	32	18 LAPS	4:14.954P
58	1 LAP	1:16.152	58	1 LAP	1:16.082	40	1 LAP	1:15.285	40	1 LAP	1:16.234	58	1 LAP	1:16.092
40	1 LAP	1:15.570	40	1 LAP	1:16.004	42	1 LAP	1:17.218	42	1 LAP	1:28.914	40	1 LAP	1:16.381
42	1 LAP	1:15.225	42	1 LAP	1:15.148	26	1 LAP	1:14.724	26	1 LAP	1:14.074	42	1 LAP	1:18.163
26	1 LAP	1:13.993	26	1 LAP	1:13.640							26	1 LAP	1:13.581

Weather / Track : Sunny / Dry

Snetterton

Circuit Length = 1.9520 miles.

Start: 15:28 End: 18:27

Printed - 18:33 Saturday, 16 July 2005

Britcar 2005

RACE CLASSIFICATION - RACE 3 - LAP CHART

(contd.)

Lap 71			Lap 72			Lap 73			Lap 74			Lap 75		
No	Behind	Laptime	No	Behind	Laptime	No	Behind	Laptime	No	Behind	Laptime	No	Behind	Laptime
1		1:14.050	1		1:13.630	1		1:13.791	1		1:14.121	1		1:14.073
8	15 LAPS	1:12.634	8	15 LAPS	1:13.746	8	15 LAPS	1:12.915	42	2 LAPS	1:16.981	2	2 LAPS	1:11.084
2	2 LAPS	1:12.040	2	2 LAPS	1:11.572	2	2 LAPS	1:11.885	2	2 LAPS	1:11.584	42	2 LAPS	1:16.456
44	2 LAPS	1:13.519	44	2 LAPS	1:13.328	44	2 LAPS	1:13.147	8	15 LAPS	1:14.208	8	15 LAPS	1:13.596
28	25.284	1:12.646	28	24.558	1:12.904	28	23.439	1:12.672	44	2 LAPS	1:13.336	44	2 LAPS	1:13.303
51	1 LAP	1:17.041	51	1 LAP	1:17.259	43	30.436	1:13.437	28	21.810	1:12.492	28	20.656	1:12.919
43	31.024	1:13.965	43	30.790	1:13.396	51	1 LAP	1:17.914	43	29.209	1:12.894	43	28.322	1:13.186
10	3 LAPS	1:20.732	10	3 LAPS	1:20.197	26	2 LAPS	2:05.320P	51	1 LAP	1:16.929	58	3 LAPS	3:30.973P
58	1 LAP	1:16.572	58	1 LAP	1:16.214	32	18 LAPS	1:14.640	26	2 LAPS	1:18.122	51	1 LAP	1:17.034
32	18 LAPS	1:23.930	32	18 LAPS	1:14.626	10	3 LAPS	1:21.425	32	18 LAPS	1:13.113	26	2 LAPS	1:13.071
40	1 LAP	1:16.900	40	1 LAP	1:16.265	40	1 LAP	1:16.353	40	1 LAP	1:16.628	32	18 LAPS	1:14.782
26	1 LAP	1:13.817	42	1 LAP	1:16.865							40	1 LAP	1:16.297
42	1 LAP	1:17.889										2	1 LAP	1:11.462

Britcar 2005

RACE CLASSIFICATION - RACE 3 - LAP CHART

(contd.)

Lap 76			Lap 77			Lap 78			Lap 79			Lap 80		
No	Behind	Laptime	No	Behind	Laptime	No	Behind	Laptime	No	Behind	Laptime	No	Behind	Laptime
1		1:14.706	1		1:14.417	1		1:14.177	1		1:14.548	1		1:16.409
8	15 LAPS	1:14.079	8	15 LAPS	1:13.599	8	15 LAPS	1:13.105	8	15 LAPS	1:12.665	44	2 LAPS	1:13.797
10	5 LAPS	2:55.359P	44	2 LAPS	1:13.393	44	2 LAPS	1:13.082	44	2 LAPS	1:13.209	42	2 LAPS	1:16.782
42	2 LAPS	1:17.131	42	2 LAPS	1:16.465	42	2 LAPS	1:16.194	42	2 LAPS	1:16.252	43	25.534	1:13.539
44	2 LAPS	1:13.096	28	18.738	1:13.880	28	17.710	1:13.149	43	28.404	1:16.725	10	5 LAPS	1:21.951
28	19.275	1:13.325	10	5 LAPS	1:27.024	43	26.227	1:13.879	10	5 LAPS	1:21.896	28	1 LAP	2:55.336P
43	27.270	1:13.654	43	26.525	1:13.672	10	5 LAPS	1:22.428	26	2 LAPS	1:13.620	26	2 LAPS	1:13.249
51	1 LAP	1:16.883	51	1 LAP	1:16.828	26	2 LAPS	1:14.241	51	1 LAP	1:16.913	51	1 LAP	1:16.886
58	3 LAPS	1:21.727	26	2 LAPS	1:14.489	51	1 LAP	1:18.262	58	3 LAPS	1:20.316	58	3 LAPS	1:17.334
26	2 LAPS	1:12.960	58	3 LAPS	1:18.259	32	18 LAPS	1:14.921	2	1 LAP	1:12.538	2	1 LAP	1:12.217
32	18 LAPS	1:14.573	32	18 LAPS	1:13.450	58	3 LAPS	1:18.300	40	1 LAP	1:18.811	40	1 LAP	1:16.198
40	1 LAP	1:16.504	40	1 LAP	1:16.085	40	1 LAP	1:16.159	8	14 LAPS	1:13.855			
2	1 LAP	1:12.589	2	1 LAP	1:13.235	2	1 LAP	1:12.887						

Weather / Track : Sunny / Dry

Britcar 2005

RACE CLASSIFICATION - RACE 3 - LAP CHART

(contd.)

Lap 81			Lap 82			Lap 83			Lap 84			Lap 85		
No	Behind	Laptime	No	Behind	Laptime	No	Behind	Laptime	No	Behind	Laptime	No	Behind	Laptime
1		1:13.684	43		1:14.598	43		1:14.435	43		1:15.554	43		1:14.495
44	2 LAPS	1:13.705	26	2 LAPS	1:13.554	26	2 LAPS	1:13.222	1	1 LAP	1:21.610	1	1 LAP	1:13.512
42	2 LAPS	1:16.170	28	1 LAP	1:14.616	28	1 LAP	1:13.441	26	2 LAPS	1:13.575	26	2 LAPS	1:12.772
43	24.990	1:13.140	51	1 LAP	1:16.921	2	1 LAP	1:12.192	28	1 LAP	1:13.027	28	1 LAP	1:12.962
26	2 LAPS	1:13.891	10	5 LAPS	1:22.351	51	1 LAP	1:18.722	2	1 LAP	1:13.593	51	1 LAP	1:17.144
10	5 LAPS	1:21.629	2	1 LAP	1:13.279	10	5 LAPS	1:21.024	51	1 LAP	1:17.010	44	1 LAP	1:14.147
28	1 LAP	1:21.354	58	3 LAPS	1:17.015	44	1 LAP	1:14.341	10	5 LAPS	1:21.003	10	5 LAPS	1:22.581
51	1 LAP	1:16.829	44	1 LAP	1:13.056	40	1 LAP	1:16.509	44	1 LAP	1:13.413	40	2 LAPS	2:40.379P
2	1 LAP	1:12.171	40	1 LAP	1:16.520	42	1 LAP	1:16.075	58	4 LAPS	2:58.711P	42	1 LAP	1:17.074
58	3 LAPS	1:17.539	42	1 LAP	1:15.582				42	1 LAP	1:16.631	1	1:15.401	1:13.000
44	1 LAP	1:13.612	1	1:11.763	2:51.351P									
40	1 LAP	1:18.778												
42	1 LAP	1:16.175												

Britcar 2005

RACE CLASSIFICATION - RACE 3 - LAP CHART

(contd.)

Lap 86			Lap 87			Lap 88			Lap 89			Lap 90		
No	Behind	Laptime	No	Behind	Laptime	No	Behind	Laptime	No	Behind	Laptime	No	Behind	Laptime
43		1:17.845	43		1:14.911	43		1:13.335	1		1:12.985	1		1:13.141
58	5 LAPS	1:24.096	40	3 LAPS	1:27.754	42	2 LAPS	1:17.475	26	1 LAP	1:12.692	26	1 LAP	1:12.638
26	2 LAPS	1:12.942	58	5 LAPS	1:16.330	26	2 LAPS	1:13.821	10	5 LAPS	1:21.604	10	5 LAPS	1:20.599
28	1 LAP	1:12.911	26	2 LAPS	1:13.025	40	3 LAPS	1:18.081	42	1 LAP	1:16.426	28	16.924	1:13.324
51	1 LAP	1:17.757	28	1 LAP	1:12.848	58	5 LAPS	1:17.411	28	16.741	1:13.599	42	1 LAP	1:16.487
44	1 LAP	1:13.407	44	1 LAP	1:13.959	28	1 LAP	1:13.000	43	19.568	2:41.906P	58	4 LAPS	1:16.708
10	5 LAPS	1:22.383	10	5 LAPS	1:20.653	44	1 LAP	1:13.203	58	4 LAPS	1:16.971	40	2 LAPS	1:17.281
1	1:11.150	1:13.594	1	1:09.019	1:12.780	1	1:09.353	1:13.669	40	2 LAPS	1:19.183	43	26.425	1:19.998
42	1 LAP	1:18.240				10	5 LAPS	1:21.286	51	2 LAPS	1:22.284	51	2 LAPS	1:18.496
						26	1 LAP	1:13.090	44	45.586	1:12.888	44	46.556	1:14.111
						42	1 LAP	1:16.999						
						40	2 LAPS	1:17.775						
						58	4 LAPS	1:17.631						
						28	1:25.480	1:13.079						
						51	2 LAPS	3:15.866P						
						44	1:55.036	1:13.004						

Britcar 2005

RACE CLASSIFICATION - RACE 3 - LAP CHART

(contd.)

Lap 91			Lap 92			Lap 93			Lap 94			Lap 95		
No	Behind	Laptime	No	Behind	Laptime	No	Behind	Laptime	No	Behind	Laptime	No	Behind	Laptime
1		1:13.190	1		1:13.017	1		1:12.931	1		1:12.848	1		1:12.995
26	1 LAP	1:12.953	26	1 LAP	1:13.095	26	1 LAP	1:12.849	26	1 LAP	1:12.546	26	1 LAP	1:13.211
28	17.278	1:13.544	28	17.267	1:13.006	28	17.603	1:13.267	28	18.282	1:13.527	28	18.371	1:13.084
42	1 LAP	1:16.812	42	1 LAP	1:16.536	43	31.785	1:13.761	43	32.450	1:13.513	43	33.141	1:13.686
10	5 LAPS	1:21.416	43	30.955	1:15.305	10	5 LAPS	1:21.330	51	2 LAPS	1:16.103	51	2 LAPS	1:15.518
58	4 LAPS	1:17.997	10	5 LAPS	1:21.565	40	2 LAPS	1:17.242	40	2 LAPS	1:19.620	44	49.734	1:13.533
43	28.667	1:15.432	40	2 LAPS	1:19.730	51	2 LAPS	1:16.929	44	49.196	1:13.204	40	2 LAPS	1:17.384
40	2 LAPS	1:18.553	51	2 LAPS	1:15.881	44	48.840	1:13.599	10	5 LAPS	1:23.191	10	5 LAPS	1:21.467
51	2 LAPS	1:16.227	44	48.172	1:14.534				42	2 LAPS	3:14.631P			
44	46.655	1:13.289												

Britcar 2005

RACE CLASSIFICATION - RACE 3 - LAP CHART

(contd.)

Lap 96			Lap 97			Lap 98			Lap 99			Lap 100		
No	Behind	Laptime	No	Behind	Laptime	No	Behind	Laptime	No	Behind	Laptime	No	Behind	Laptime
1		1:12.949	1		1:13.010	1		1:13.870	1		1:13.020	1		1:12.949
26	1 LAP	1:12.897	26	1 LAP	1:12.877	10	6 LAPS	1:20.680	26	1 LAP	1:13.961	26	1 LAP	1:13.395
42	3 LAPS	1:27.719	28	20.513	1:15.173	26	1 LAP	1:13.263	10	6 LAPS	1:21.144	10	6 LAPS	1:20.768
28	18.350	1:12.928	42	3 LAPS	1:25.249	32	37 LAPS	25:34.778P	28	24.630	1:15.125	28	25.592	1:13.911
43	34.082	1:13.890	43	35.139	1:14.067	28	22.525	1:15.882	32	37 LAPS	1:30.053	42	3 LAPS	1:15.541
51	2 LAPS	1:14.717	44	50.875	1:14.013	42	3 LAPS	1:14.987	42	3 LAPS	1:14.978	43	36.560	1:14.144
44	49.872	1:13.087	51	2 LAPS	1:15.322	43	34.905	1:13.636	43	35.365	1:13.480	32	37 LAPS	1:28.771
40	2 LAPS	1:17.270	40	2 LAPS	1:18.445	44	50.094	1:13.089	44	50.350	1:13.276	44	50.362	1:12.961
10	5 LAPS	1:20.417				51	2 LAPS	1:14.736	51	2 LAPS	1:15.165	51	2 LAPS	1:15.045
						40	2 LAPS	1:17.262	40	2 LAPS	1:16.756			

Britcar 2005

RACE CLASSIFICATION - RACE 3 - LAP CHART

(contd.)

Lap 101			Lap 102			Lap 103			Lap 104			Lap 105		
No	Behind	Laptime	No	Behind	Laptime	No	Behind	Laptime	No	Behind	Laptime	No	Behind	Laptime
1		1:13.672	1		1:13.092	1		1:13.142	1		1:13.287	1		1:13.323
40	3 LAPS	1:17.752	40	3 LAPS	1:17.121	26	1 LAP	1:13.607	26	1 LAP	1:14.353	26	1 LAP	1:13.981
26	1 LAP	1:13.100	26	1 LAP	1:13.149	40	3 LAPS	1:17.860	40	3 LAPS	1:17.132	40	3 LAPS	1:17.398
10	6 LAPS	1:20.626	28	26.481	1:14.118	28	27.764	1:14.425	28	28.619	1:14.142	28	28.983	1:13.687
28	25.455	1:13.535	10	6 LAPS	1:20.256	43	37.346	1:14.378	43	38.539	1:14.480	43	38.779	1:13.563
42	3 LAPS	1:14.475	42	3 LAPS	1:14.599	42	3 LAPS	1:16.615	42	3 LAPS	1:14.429	42	3 LAPS	1:15.023
43	35.968	1:13.080	43	36.110	1:13.234	10	6 LAPS	1:20.821	10	6 LAPS	1:19.266	10	6 LAPS	1:19.754
32	37 LAPS	1:22.074	44	1 LAP	2:28.671P	44	1 LAP	1:18.473	44	1 LAP	1:13.700	44	1 LAP	1:13.450
51	2 LAPS	1:14.884	32	37 LAPS	1:18.796	51	2 LAPS	1:14.564	51	2 LAPS	1:14.990	51	2 LAPS	1:15.288
			51	2 LAPS	1:15.143	32	37 LAPS	1:18.859	32	37 LAPS	1:19.368			

Britcar 2005

RACE CLASSIFICATION - RACE 3 - LAP CHART

(contd.)

Lap 106			Lap 107			Lap 108			Lap 109			Lap 110		
No	Behind	Laptime	No	Behind	Laptime	No	Behind	Laptime	No	Behind	Laptime	No	Behind	Laptime
1		1:14.261	1		1:13.175	1		1:13.113	1		1:13.140	1		1:14.469
32	38 LAPS	1:18.327	32	38 LAPS	1:17.176	32	38 LAPS	1:17.858	32	38 LAPS	1:18.401	10	7 LAPS	1:21.018
26	1 LAP	1:13.754	26	1 LAP	1:14.234	26	1 LAP	1:15.663	26	1 LAP	1:15.960	26	1 LAP	1:15.414
40	3 LAPS	1:16.786	40	3 LAPS	1:16.927	40	3 LAPS	1:16.046	40	3 LAPS	1:16.744	32	38 LAPS	1:17.578
28	28.250	1:13.528	28	28.811	1:13.736	28	30.011	1:14.313	28	31.783	1:14.912	28	31.848	1:14.534
43	38.301	1:13.783	43	38.637	1:13.511	43	38.513	1:12.989	43	38.683	1:13.310	40	3 LAPS	1:17.663
42	3 LAPS	1:14.713	42	3 LAPS	1:14.949	42	3 LAPS	1:14.425	42	3 LAPS	1:14.330	43	38.284	1:14.070
44	1 LAP	1:13.963	44	1 LAP	1:13.562	44	1 LAP	1:13.287	44	1 LAP	1:13.398	42	3 LAPS	1:14.854
10	6 LAPS	1:20.357	10	6 LAPS	1:20.519	51	2 LAPS	1:16.103	51	2 LAPS	1:14.891	44	1 LAP	1:13.239
51	2 LAPS	1:14.946	51	2 LAPS	1:14.525	10	6 LAPS	1:20.243				51	2 LAPS	1:14.253

Weather / Track : Sunny / Dry

Britcar 2005

RACE CLASSIFICATION - RACE 3 - LAP CHART

(contd.)

Lap 111			Lap 112			Lap 113			Lap 114			Lap 115		
No	Behind	Laptime	No	Behind	Laptime	No	Behind	Laptime	No	Behind	Laptime	No	Behind	Laptime
1		1:13.620	1		1:13.346	1		1:14.517	1		1:13.913	1		1:13.780
10	7 LAPS	1:20.217	10	7 LAPS	1:19.714	26	1 LAP	1:15.840	51	3 LAPS	1:16.077	51	3 LAPS	1:14.889
26	1 LAP	1:15.964	26	1 LAP	1:15.738	10	7 LAPS	1:20.001	26	1 LAP	1:14.863	26	1 LAP	1:20.303
32	38 LAPS	1:16.962	32	38 LAPS	1:16.505	32	38 LAPS	1:17.638	10	7 LAPS	1:18.915	10	7 LAPS	1:18.290
28	32.373	1:14.145	28	33.213	1:14.186	28	33.110	1:14.414	32	38 LAPS	1:17.232	43	37.453	1:14.197
40	3 LAPS	1:16.025	40	3 LAPS	1:16.195	43	37.533	1:13.215	28	33.721	1:14.524	40	3 LAPS	1:16.763
43	38.506	1:13.842	43	38.835	1:13.675	40	3 LAPS	1:16.830	43	37.036	1:13.416	42	3 LAPS	1:14.211
42	3 LAPS	1:15.185	42	3 LAPS	1:15.111	42	3 LAPS	1:15.000	40	3 LAPS	1:16.672	44	1 LAP	1:13.125
44	1 LAP	1:13.131	44	1 LAP	1:12.888	44	1 LAP	1:13.002	42	3 LAPS	1:14.961			
51	2 LAPS	1:14.397	51	2 LAPS	1:15.149				44	1 LAP	1:13.067			

Britcar 2005

RACE CLASSIFICATION - RACE 3 - LAP CHART

(contd.)

Lap 116			Lap 117			Lap 118			Lap 119			Lap 120		
No	Behind	Laptime	No	Behind	Laptime	No	Behind	Laptime	No	Behind	Laptime	No	Behind	Laptime
1		1:13.959	1		1:13.949	1		1:13.714	1		1:15.006	1		1:15.142
51	3 LAPS	1:14.816	51	3 LAPS	1:15.093	51	3 LAPS	1:14.265	51	3 LAPS	1:16.959	51	3 LAPS	1:16.132
28	1 LAP	2:07.005P	28	1 LAP	1:24.467	28	1 LAP	1:14.512	28	1 LAP	1:14.705	28	1 LAP	1:14.513
32	39 LAPS	2:24.613P	32	39 LAPS	1:22.101	43	41.169	1:15.775	43	41.497	1:15.334	43	41.275	1:14.920
43	38.353	1:14.859	43	39.108	1:14.704	10	7 LAPS	1:19.706	44	1 LAP	1:14.160	44	1 LAP	1:13.808
10	7 LAPS	1:18.631	10	7 LAPS	1:18.506	44	1 LAP	1:14.641	10	7 LAPS	1:20.238	10	7 LAPS	1:20.056
40	3 LAPS	1:16.878	40	3 LAPS	1:16.596	42	3 LAPS	1:18.244	42	3 LAPS	1:16.250	42	3 LAPS	1:15.119
44	1 LAP	1:14.222	44	1 LAP	1:13.338	40	3 LAPS	1:21.707	40	3 LAPS	1:17.100	40	3 LAPS	1:15.773
42	3 LAPS	1:15.819	42	3 LAPS	1:14.595									

Britcar 2005

RACE CLASSIFICATION - RACE 3 - LAP CHART

(contd.)

Lap 121			Lap 122			Lap 123			Lap 124			Lap 125		
No	Behind	Laptime	No	Behind	Laptime	No	Behind	Laptime	No	Behind	Laptime	No	Behind	Laptime
1		1:14.363	1		1:13.912	1		1:14.311	1		1:17.135	1		1:14.296
51	3 LAPS	1:15.304	51	3 LAPS	1:15.093	51	3 LAPS	1:15.056	51	3 LAPS	1:18.357	51	3 LAPS	1:17.493
28	1 LAP	1:14.716	28	1 LAP	1:14.356	28	1 LAP	1:13.817	10	8 LAPS	1:34.104	10	8 LAPS	1:21.040
43	41.111	1:14.199	43	42.292	1:15.093	43	42.185	1:14.204	28	1 LAP	1:14.213	28	1 LAP	1:14.926
44	1 LAP	1:13.288	44	1 LAP	1:13.315	44	1 LAP	1:13.591	43	40.140	1:15.090	43	41.189	1:15.345
42	3 LAPS	1:16.182	42	3 LAPS	1:15.781	42	3 LAPS	1:15.357	44	1 LAP	1:13.803	44	1 LAP	1:13.140
10	7 LAPS	1:19.071	40	3 LAPS	1:18.146	40	3 LAPS	1:17.150	42	3 LAPS	1:15.407	42	3 LAPS	1:15.476
40	3 LAPS	1:16.060	10	7 LAPS	1:20.384				40	3 LAPS	1:17.505			

Britcar 2005

RACE CLASSIFICATION - RACE 3 - LAP CHART

(contd.)

Lap 126			Lap 127			Lap 128			Lap 129			Lap 130		
No	Behind	Laptime	No	Behind	Laptime	No	Behind	Laptime	No	Behind	Laptime	No	Behind	Laptime
1		1:15.021	1		1:13.989	1		1:14.438	1		1:15.533	1		1:14.333
40	4 LAPS	1:18.801	40	4 LAPS	1:16.875	40	4 LAPS	1:16.520	40	4 LAPS	1:17.059	10	9 LAPS	2:03.824P
51	3 LAPS	1:15.339	51	3 LAPS	1:16.870	28	1 LAP	1:14.781	42	4 LAPS	1:29.291	40	4 LAPS	1:16.806
28	1 LAP	1:14.220	28	1 LAP	1:14.459	51	3 LAPS	1:16.998	28	1 LAP	1:14.650	28	1 LAP	1:16.027
10	8 LAPS	1:19.623	10	8 LAPS	1:20.151	10	8 LAPS	1:19.760	51	3 LAPS	1:20.273	42	4 LAPS	1:33.283
43	40.559	1:14.391	43	40.525	1:13.955	44	1 LAP	1:13.182	44	1 LAP	1:13.407	51	3 LAPS	1:22.034
44	1 LAP	1:12.789	44	1 LAP	1:12.670	43	41.860	1:15.773	43	43.633	1:17.306	44	1 LAP	1:13.145
42	3 LAPS	1:15.969	42	3 LAPS	1:17.556							43	45.585	1:16.285

Britcar 2005

RACE CLASSIFICATION - RACE 3 - LAP CHART

(contd.)

Lap 131			Lap 132			Lap 133			Lap 134			Lap 135		
No	Behind	Laptime	No	Behind	Laptime	No	Behind	Laptime	No	Behind	Laptime	No	Behind	Laptime
1		1:14.623	1		1:14.349	1		1:14.619	1		1:14.644	1		1:14.820
40	4 LAPS	1:16.772	40	4 LAPS	1:16.576	40	4 LAPS	1:16.756	42	5 LAPS	1:35.048	42	5 LAPS	1:31.118
28	1 LAP	1:15.774	28	1 LAP	1:15.157	10	10 LAPS	2:29.046P	40	4 LAPS	1:17.069	40	4 LAPS	1:16.752
10	9 LAPS	1:28.881	44	1 LAP	1:13.338	28	1 LAP	1:15.918	28	1 LAP	1:14.051	28	1 LAP	1:14.332
44	1 LAP	1:13.672	43	49.995	1:17.463	44	1 LAP	1:12.886	44	1 LAP	1:13.009	44	1 LAP	1:13.142
42	4 LAPS	1:27.153	42	4 LAPS	1:29.158	43	51.129	1:15.753	10	10 LAPS	1:37.612	10	10 LAPS	1:21.852
51	3 LAPS	1:26.178	51	3 LAPS	1:27.076				51	4 LAPS	2:21.992P	43	55.380	1:17.356
43	46.881	1:15.919							43	52.844	1:16.359	51	4 LAPS	1:22.880