



Britcar Race Day

Brands Hatch GP Circuit

20th November 2004



Results Provided by MST Sports Timing Ltd
www.mstworld.com

Britsports & Gold Arts QUALIFYING - RACE 1

POS	NO	CL	NAME	CAR	TIME	LAPS	GAP	MPH
1	46	1	Sinclair/Allpass	Jade Trackstar	1:23.154	12		113.51
2	47	1	Demetriou/Newman	Jade	1:24.321	12	1.167	111.94
3	22	1	Hart/Buncombe	Chiron LMP 3-04	1:25.398	11	2.244	110.53
4	66	1	Halikiopolios/Holey	Juno SSV6	1:26.686	12	3.532	108.89
5	26	2	Williams/Pluck/Cooper	Radical Prosport	1:28.710	11	5.556	106.40
6	96	2	Greensall/Brughans	Radical RSR	1:29.581	11	6.427	105.37
7	25	2	Richardson	Radical SR3	1:29.597	10	6.443	105.35
8	23	2	Quaife/Mortimer	Radical SR4	1:29.796	12	6.642	105.11
9	18	1	Hobday	Chiron LMP 3-04	1:31.314	10	8.160	103.37
10	79	2	Edwards/Parsons	Radical SR3	1:31.371	7	8.217	103.30
11	94	2	Halliday	Radical RSR	1:32.141	12	8.987	102.44
12	32	2	Phillips	Radical Prosport	1:32.864	11	9.710	101.64
13	9	2	Morgan/Dudfield	Radical SR3	1:34.530	7	11.376	99.85
14	93	2	Bardwell	Global GT Light	1:34.761	12	11.607	99.61
15	92	2	Hathaway/Mountain	Global GT Light	1:35.388	10	12.234	98.95
16	60	2	Fearns	Radical SR3	1:35.677	12	12.523	98.65
17	91	2	Lesniewski	Global GT Light	1:37.614	4	14.460	96.69
18	14	3	Studer/Edwards	Westfield SC	1:37.819	5	14.665	96.49
19	71	1	Martin	Palmersport JP1	1:38.756	10	15.602	95.58
20	10	3	Wood	Ariel Atom	1:40.379	11	17.225	94.03
21	39	2	Rihon/Bradley	Radical SR3	1:41.323	3	18.169	93.16
22	5	3	Jones	Caterham Hyabusa	1:41.472	11	18.318	93.02
23	43	3	Bazouba	Caterham Superlight	1:41.633	11	18.479	92.87
24	59	2	Laslett	Radical SR3	1:45.339	6	22.185	89.60
25	28	3	Hawkins	Caterham SE1	1:46.946	10	23.792	88.26

Car No 32 needs a working transponder please.

Weather / Track : Cloudy / Dry

These results are provisional until the conclusion of any judicial and technical matters.

Brands Hatch GP

Circuit Length = 2.6220 miles.

Start: 09:04 End: 09:24

Clerk Of Course:	Stewards:	Timekeeper:
------------------	-----------	-------------

Britsports & Gold Arts QUALIFYING - LAP ANALYSIS

5	Jones	Caterham Hyabusa
1 - 2:29.248	6 - 1:45.885	11 - 1:41.472
2 - 1:55.875	7 - 1:45.929	
3 - 1:46.573	8 - 1:44.568	
4 - 1:45.915	9 - 1:42.840	
5 - 1:45.080	10 - 1:42.010	
9	Morgan/Dudfield	Radical SR3
1 - 2:35.790	6 - 1:36.461	
2 - 1:43.360	7 - 1:34.530	
3 - 1:36.428		
4 - 6:24.687P		
5 - 1:52.524		
10	Wood	Ariel Atom
1 - 2:36.281	6 - 1:41.399	11 - 1:40.495
2 - 1:50.250	7 - 3:24.645P	
3 - 1:44.760	8 - 1:55.569	
4 - 1:42.729	9 - 1:41.426	
5 - 1:42.320	10 - 1:40.379	
14	Studer/Edwards	Westfield SC
1 - 2:30.890		
2 - X:00.000P		
3 - 2:00.264		
4 - 1:40.607		
5 - 1:37.819		
18	Hobday	Chiron LMP 3-04
1 - 2:11.954	6 - 5:24.660	
2 - 1:40.672	7 - 1:34.730	
3 - 1:36.815	8 - 1:31.314	
4 - 1:36.770	9 - 1:32.725	
5 - 1:35.874	10 - 1:31.609	
22	Hart/Buncombe	Chiron LMP 3-04
1 - 2:06.773	6 - 1:41.967	11 - 1:27.269
2 - 1:34.858	7 - 1:27.498	
3 - 1:29.901	8 - 1:27.075	
4 - 1:27.834	9 - 1:25.398	
5 - 4:41.410P	10 - 1:33.089	

Car No 32 needs a working transponder please.
Weather / Track : Cloudy / Dry

Brands Hatch GP
Circuit Length = 2.6220 miles.
Start: 09:04 End: 09:24

Britsports & Gold Arts QUALIFYING - LAP ANALYSIS

(contd.)

23	Quaife/Mortimer	Radical SR4
1 - 2:59.808	6 - 1:34.246	11 - 1:30.926
2 - 1:38.983	7 - 1:32.323	12 - 1:29.796
3 - 1:35.394	8 - 1:30.859	
4 - 2:41.377P	9 - 1:31.142	
5 - 1:43.796	10 - 1:32.746	
25	Richardson	Radical SR3
1 - 2:07.453	6 - 1:30.584	
2 - 1:38.329	7 - 1:31.068	
3 - 1:33.998	8 - 2:31.640P	
4 - 1:32.553	9 - 1:43.487	
5 - 1:31.200	10 - 1:29.597	
26	Williams/Pluck/Cooper	Radical Prosport
1 - 2:28.760	6 - 2:32.322P	11 - 1:28.710
2 - 1:52.250	7 - 1:43.994	
3 - 2:58.902P	8 - 1:30.538	
4 - 1:51.997	9 - 1:37.631	
5 - 1:36.116	10 - 1:29.702	
28	Hawkins	Caterham SE1
1 - 2:57.590	6 - 1:47.343	
2 - 1:55.209	7 - 2:50.036P	
3 - 1:53.336	8 - 2:00.597	
4 - 1:48.673	9 - 1:46.946	
5 - 1:49.070	10 - 1:48.147	
32	Phillips	Radical Prosport
1 - 2:30.265	6 - 1:35.534	11 - 1:33.312
2 - 1:52.148	7 - 1:35.722	
3 - 1:41.221	8 - 1:36.201	
4 - 1:39.217	9 - 1:36.148	
5 - 1:36.931	10 - 1:32.864	
39	Rihon/Bradley	Radical SR3
1 - 7:40.447		
2 - 1:46.837		
3 - 1:41.323		

Car No 32 needs a working transponder please.
Weather / Track : Cloudy / Dry

Brands Hatch GP
Circuit Length = 2.6220 miles.
Start: 09:04 End: 09:24

Britsports & Gold Arts QUALIFYING - LAP ANALYSIS

(contd.)

43	Bazouba	Caterham Superlight
1 - 2:25.987	6 - 1:44.918	11 - 1:41.633
2 - 2:01.290	7 - 1:44.011	
3 - 1:49.984	8 - 2:58.144P	
4 - 1:48.824	9 - 1:55.381	
5 - 1:47.965	10 - 1:43.784	
46	Sinclair/Allpass	Jade Trackstar
1 - 2:07.624	6 - 1:29.448	11 - 1:24.009
2 - 1:36.917	7 - 1:28.743	12 - 1:23.154
3 - 1:31.539	8 - 3:34.318P	
4 - 1:32.636	9 - 1:29.514	
5 - 1:31.429	10 - 1:24.356	
47	Demetriou/Newman	Jade
1 - 2:07.535	6 - 1:35.179	11 - 1:24.889
2 - 1:36.632	7 - 1:29.374	12 - 1:24.321
3 - 1:31.547	8 - 3:00.884P	
4 - 1:32.853	9 - 1:37.386	
5 - 1:29.158	10 - 1:26.147	
59	Laslett	Radical SR3
1 - 2:26.123	6 - 1:54.942	
2 - 1:48.465		
3 - 1:45.339		
4 - 1:45.692		
5 - 2:59.773P		
60	Fearns	Radical SR3
1 - 2:40.342	6 - 1:44.210	11 - 1:35.875
2 - 2:00.577	7 - 1:45.246	12 - 1:35.677
3 - 1:41.894	8 - 1:38.474	
4 - 1:41.491	9 - 1:38.031	
5 - 1:38.663	10 - 1:38.666	
66	Halikiopolios/Holey	Juno SSV6
1 - 2:05.998	6 - 3:07.100P	11 - 1:26.686
2 - 1:37.872	7 - 1:39.603	12 - 1:29.320
3 - 1:31.427	8 - 1:27.040	
4 - 1:30.941	9 - 1:29.781	
5 - 1:31.165	10 - 1:33.127	

Car No 32 needs a working transponder please.
Weather / Track : Cloudy / Dry

Brands Hatch GP
Circuit Length = 2.6220 miles.
Start: 09:04 End: 09:24

Britsports & Gold Arts QUALIFYING - LAP ANALYSIS

(contd.)

71	Martin	Palmersport JP1		
1 -	2:22.153	6 -	1:40.518	
2 -	1:44.188	7 -	1:39.621	
3 -	1:42.392	8 -	1:40.976	
4 -	1:41.945	9 -	1:38.756	
5 -	1:40.251	10 -	1:39.509	
79	Edwards/Parsons	Radical SR3		
1 -	3:07.218	6 -	1:36.656	
2 -	1:48.054	7 -	1:31.371	
3 -	1:44.709			
4 -	2:55.009P			
5 -	1:58.547			
91	Lesniewski	Global GT Light		
1 -	2:15.815			
2 -	1:42.078			
3 -	1:40.665			
4 -	1:37.614			
92	Hathaway/Mountain	Global GT Light		
1 -	2:31.082	6 -	1:50.023	
2 -	1:50.030	7 -	1:37.412	
3 -	1:42.085	8 -	1:36.751	
4 -	1:37.780	9 -	1:35.818	
5 -	3:32.868P	10 -	1:35.388	
93	Bardwell	Global GT Light		
1 -	2:31.593	6 -	1:36.734	
2 -	1:49.979	7 -	1:36.173	
3 -	1:42.768	8 -	1:37.934	
4 -	1:40.240	9 -	1:34.988	
5 -	1:36.177	10 -	1:35.135	
		11 -	1:35.257	
		12 -	1:34.761	
94	Halliday	Radical RSR		
1 -	2:25.278	6 -	1:36.037	
2 -	1:42.028	7 -	1:34.759	
3 -	1:41.920	8 -	1:35.987	
4 -	1:40.284	9 -	1:34.144	
5 -	1:38.034	10 -	1:33.076	
		11 -	1:32.819	
		12 -	1:32.141	

Car No 32 needs a working transponder please.
Weather / Track : Cloudy / Dry

Brands Hatch GP
Circuit Length = 2.6220 miles.
Start: 09:04 End: 09:24

Britsports & Gold Arts QUALIFYING - LAP ANALYSIS


(contd.)

96	Greensall/Brughans	Radical RSR
1 - 3:26.066	6 - 1:29.581	11 - 1:35.113
2 - 1:33.445	7 - 2:46.288P	
3 - 1:31.375	8 - 1:54.875	
4 - 1:32.372	9 - 1:37.105	
5 - 1:30.217	10 - 1:36.302	

Car No 32 needs a working transponder please.
Weather / Track : Cloudy / Dry

Britsports & Gold Arts

GRID - RACE 1

ROW 13	28	Hawkins	
ROW 12	43	Bazouba	59 Laslett
ROW 11	39	Rihon/Bradley	5 Jones
ROW 10	71	Martin	10 Wood
ROW 9	91	Lesniewski	14 Studer/Edwards
ROW 8	92	Hathaway/Mountain	60 Fearn
ROW 7	9	Morgan/Dudfield	93 Bardwell
ROW 6	94	Halliday	32 Phillips
ROW 5	18	Hobday	79 Edwards/Parsons
ROW 4	25	Richardson	23 Quaife/Mortimer
ROW 3	26	Williams/Pluck/Cooper	96 Greensall/Brughans
ROW 2	22	Hart/Buncombe	66 Halikiopolios/Holey
ROW 1	46	Sinclair/Allpass	47 Demetriou/Newman
POLE			
			

Car No 32 needs a working transponder please.

Weather / Track : Cloudy / Dry

These results are provisional until the conclusion of any judicial and technical matters.

Brands Hatch GP

Circuit Length = 2.6220 miles.

Start: 09:04 End: 09:24

Clerk Of Course:	Stewards:	Timekeeper:
------------------	-----------	-------------

Britsports & Gold Arts RACE CLASSIFICATION - RACE 1

POS	NO	CL	NAME	CAR	TIME	LAPS	GAP	MPH	BEST
1	47	1	Demetriou/Newman	Jade	46:18.854	28		95.13	1:24.394
2	66	1	Halikiopolios/Holey	Juno SSV6	46:24.522	28	5.668	94.94	1:25.547
3	46	1	Sinclair/Allpass	Jade Trackstar	46:24.718	28	5.864	94.93	1:24.446
4	22	1	Hart/Buncombe	Chiron LMP 3-04	46:43.300	28	24.446	94.30	1:26.785
5	25	2	Richardson	Radical SR3	46:48.253	28	29.399	94.13	1:28.139
6	23	2	Quaife/Mortimer	Radical SR4	46:51.368	28	32.514	94.03	1:27.481
7	9	2	Morgan/Dudfield	Radical SR3	47:06.817	28	47.963	93.52	1:28.665
8	94	2	Halliday	Radical RSR	47:42.935	28	1:24.081	92.34	1:30.539
9	18	1	Hobday	Chiron LMP 3-04	46:36.702	27	1 LAP	91.15	1:28.536
10	26	2	Williams/Pluck/Cooper	Radical Prosport	46:39.169	27	1 LAP	91.07	1:28.219
11	92	2	Hathaway/Mountain	Global GT Light	47:38.854	27	1 LAP	89.17	1:31.025
12	60	2	Fearn	Radical SR3	47:43.869	27	1 LAP	89.01	1:32.152
13	93	2	Bardwell	Global GT Light	46:29.238	26	2 LAPS	88.01	1:32.987
14	39	2	Rihon/Bradley	Radical SR3	46:42.685	26	2 LAPS	87.59	1:33.973
15	96	2	Greensall/Brughans	Radical RSR	46:46.048	26	2 LAPS	87.48	1:29.064
16	14	3	Studer/Edwards	Westfield SC	46:48.124	26	2 LAPS	87.42	1:34.822
17	10	3	Wood	Ariel Atom	46:53.173	26	2 LAPS	87.26	1:35.247
18	71	1	Martin	Palmerston JP1	47:07.716	26	2 LAPS	86.81	1:36.608
19	5	3	Jones	Caterham Hyabusa	47:34.748	26	2 LAPS	85.99	1:38.993
20	28	3	Hawkins	Caterham SE1	47:54.776	26	2 LAPS	85.39	1:40.355
21	59	2	Laslett/Wilshire	Radical SR3	46:20.187	25	3 LAPS	84.90	1:34.231
22	32	2	Phillips	Radical Prosport	46:42.938	25	3 LAPS	84.21	1:31.534

NOT CLASSIFIED

79	2	Edwards/Parsons	Radical SR3	38:02.352	10	D.N.F.	41.38	1:30.817
91	2	Lesniewski	Global GT Light	11:12.735	7	D.N.F.	98.31	1:33.550
43	3	Bazouba	Caterham Superlight	10:22.004	6	D.N.F.	91.16	1:39.676

FASTEST LAP

47	1	Demetriou/Newman	Jade	1:24.394	5	111.84mph	180.00kph
23	2	Quaife/Mortimer	Radical SR4	1:27.481	26	107.90mph	173.64kph
14	3	Studer/Edwards	Westfield SC	1:34.822	19	99.54mph	160.20kph

Weather / Track : Cloudy / Dry

These results are provisional until the conclusion of any judicial and technical matters.

Brands Hatch GP
Circuit Length = 2.6220 miles.
Start: 10:50 End: 11:36

Clerk Of Course:	Stewards:	Timekeeper:
------------------	-----------	-------------

Britsports & Gold Arts

RACE CLASSIFICATION - RACE 1 - LAP CHART

Lap 1			Lap 2			Lap 3			Lap 4			Lap 5		
No	Behind	Laptime	No	Behind	Laptime	No	Behind	Laptime	No	Behind	Laptime	No	Behind	Laptime
47		1:29.640	47		1:26.173	47		1:25.808	47		1:25.156	47		1:24.394
46	0.333	1:29.973	46	0.864	1:26.704	46	0.674	1:25.618	46	0.401	1:24.883	46	0.453	1:24.446
66	1.008	1:30.648	66	1.760	1:26.925	66	1.917	1:25.965	66	3.004	1:26.243	66	4.266	1:25.656
22	2.679	1:32.319	22	4.407	1:27.901	22	5.672	1:27.073	22	7.327	1:26.811	22	9.995	1:27.062
26	4.621	1:34.261	26	8.734	1:30.286	26	12.003	1:29.077	26	15.479	1:28.632	26	19.733	1:28.648
23	5.229	1:34.869	23	9.395	1:30.339	23	12.832	1:29.245	23	16.418	1:28.742	23	20.614	1:28.590
25	6.340	1:35.980	25	10.711	1:30.544	25	14.834	1:29.931	25	19.371	1:29.693	25	24.719	1:29.742
18	6.836	1:36.476	96	12.114	1:30.483	18	16.966	1:30.227	18	21.899	1:30.089	18	26.857	1:29.352
96	7.804	1:37.444	18	12.547	1:31.884	9	17.366	1:30.445	9	22.174	1:29.964	9	27.310	1:29.530
9	8.757	1:38.397	9	12.729	1:30.145	96	19.530	1:33.224	96	23.564	1:29.190	96	28.234	1:29.064
79	9.088	1:38.728	94	17.995	1:34.485	94	25.297	1:33.110	94	32.981	1:32.840	94	41.081	1:32.494
94	9.683	1:39.323	32	21.302	1:35.043	32	30.565	1:35.071	32	39.317	1:33.908	32	48.766	1:33.843
32	12.432	1:42.072	92	22.289	1:35.126	92	31.375	1:34.894	92	40.751	1:34.532	93	50.116	1:33.523
93	12.899	1:42.539	93	22.572	1:35.846	93	31.480	1:34.716	93	40.987	1:34.663	92	51.337	1:34.980
92	13.336	1:42.976	91	23.800	1:36.308	91	34.655	1:36.663	91	44.051	1:34.552	91	53.955	1:34.298
91	13.665	1:43.305	60	28.895	1:38.577	60	38.011	1:34.924	60	47.738	1:34.883	60	58.037	1:34.693
71	16.393	1:46.033	71	28.921	1:38.701	71	41.155	1:38.042	71	53.435	1:37.436	71	1:07.986	1:38.945
60	16.491	1:46.131	14	33.666	1:40.592	39	45.395	1:37.096	39	56.741	1:36.502	39	1:08.210	1:35.863
14	19.247	1:48.887	39	34.107	1:39.674	14	46.647	1:38.789	10	59.465	1:37.374	10	1:12.165	1:37.094
10	19.790	1:49.430	10	34.165	1:40.548	10	47.247	1:38.890	14	1:00.192	1:38.701	14	1:12.839	1:37.041
39	20.606	1:50.246	5	35.642	1:40.489	5	50.441	1:40.607	59	1:06.626	1:39.241	59	1:20.597	1:38.365
5	21.326	1:50.966	43	36.066	1:40.393	59	52.541	1:41.582	5	1:06.864	1:41.579	5	1:23.371	1:40.901
43	21.846	1:51.486	59	36.767	1:39.498	28	54.270	1:41.074	28	1:10.432	1:41.318			
59	23.442	1:53.082	28	39.004	1:41.221	43	58.298	1:48.040	43	1:14.554	1:41.412			
28	23.956	1:53.596	79	48.339	2:05.424P									

Britsports & Gold Arts
RACE CLASSIFICATION - RACE 1 - LAP CHART
 (contd.)

Lap 6			Lap 7			Lap 8			Lap 9			Lap 10		
No	Behind	Laptime	No	Behind	Laptime	No	Behind	Laptime	No	Behind	Laptime	No	Behind	Laptime
47		1:25.387	47		1:24.953	47		1:25.818	47		1:24.688	47		1:26.540
46	0.908	1:25.842	46	0.524	1:24.569	46	0.371	1:25.665	46	0.511	1:24.828	46	0.197	1:26.226
28	1 LAP	1:42.171	66	6.881	1:26.524	39	1 LAP	1:36.077	96	1 LAP	2:22.028P	93	1 LAP	1:34.078
66	5.310	1:26.431	59	1 LAP	1:38.009	71	1 LAP	1:37.152	66	14.273	1:29.936	92	1 LAP	1:35.163
43	1 LAP	1:40.997	22	14.956	1:28.516	66	9.025	1:27.962	39	1 LAP	1:37.074	60	1 LAP	1:35.580
22	11.393	1:26.785	5	1 LAP	1:42.105	10	1 LAP	1:38.075	71	1 LAP	1:39.460	66	14.808	1:27.075
26	22.736	1:28.390	28	1 LAP	1:42.116	14	1 LAP	1:39.034	10	1 LAP	1:37.438	39	1 LAP	1:34.453
23	23.407	1:28.180	43	1 LAP	1:39.676	22	17.011	1:27.873	14	1 LAP	1:37.609	96	1 LAP	1:47.856
25	27.985	1:28.653	26	26.134	1:28.351	59	1 LAP	1:38.359	26	32.788	1:28.941	71	1 LAP	1:37.698
18	30.757	1:29.287	23	26.685	1:28.231	26	28.535	1:28.219	22	34.021	1:41.698	10	1 LAP	1:36.954
9	31.176	1:29.253	25	31.171	1:28.139	5	1 LAP	1:41.350	23	35.148	1:29.161	26	36.011	1:29.763
96	32.415	1:29.568	9	35.129	1:28.906	23	30.675	1:29.808	59	1 LAP	1:40.601	22	36.698	1:29.217
94	47.840	1:32.146	18	36.939	1:31.135	28	1 LAP	1:41.454	25	40.563	1:29.592	23	37.794	1:29.186
32	56.752	1:33.373	96	37.707	1:30.245	25	35.659	1:30.306	9	45.280	1:31.028	14	1 LAP	1:39.298
93	59.477	1:34.748	94	54.196	1:31.309	9	38.940	1:29.629	18	46.644	1:30.524	25	42.540	1:28.517
92	1:00.061	1:34.111	32	1:04.929	1:33.130	18	40.808	1:29.687	5	1 LAP	1:42.464	9	47.405	1:28.665
91	1:02.627	1:34.059	93	1:09.178	1:34.654	94	1:00.479	1:32.101	28	1 LAP	1:42.567	59	1 LAP	1:37.566
60	1:06.197	1:33.547	92	1:10.007	1:34.899	32	1:12.993	1:33.882	94	1:07.419	1:31.628	18	49.081	1:28.977
39	1:19.613	1:36.790	91	1:11.224	1:33.550	93	1:18.061	1:34.701	32	1:21.560	1:33.255	5	1 LAP	1:41.165
71	1:20.212	1:37.613	60	1:14.721	1:33.477	92	1:18.547	1:34.358				28	1 LAP	1:41.656
10	1:23.671	1:36.893				60	1:22.548	1:33.645				94	1:12.325	1:31.446
14	1:24.678	1:37.226										39	2:37.602	2:12.384
												96	2:39.450	2:08.905
												71	2:39.799	2:07.276

Britsports & Gold Arts
RACE CLASSIFICATION - RACE 1 - LAP CHART
 (contd.)

Lap 11			Lap 12			Lap 13			Lap 14			Lap 15		
No	Behind	Laptime	No	Behind	Laptime	No	Behind	Laptime	No	Behind	Laptime	No	Behind	Laptime
26		2:05.271	26		2:49.578	26		2:40.826	26		2:37.916	26		2:17.089
22	0.741	2:05.325	18	0.505	2:46.702	59	1 LAP	2:40.501	59	1 LAP	2:37.655	32	1 LAP	2:15.710
18	3.381	1:55.582	59	1 LAP	2:46.212	32	1 LAP	2:41.061	32	1 LAP	2:37.489	46	0.235	2:15.101
59	1 LAP	1:58.130	32	1 LAP	2:39.570	46	2.763	2:39.655	46	2.223	2:37.376	47	0.358	2:14.495
32	1 LAP	2:57.952P	46	3.934	2:23.394	47	3.194	2:39.395	47	2.952	2:37.674	66	0.756	2:13.893
94	26.909	1:55.866	47	4.625	2:22.246	60	1 LAP	2:39.538	66	3.952	2:37.059	25	2.297	2:14.214
46	30.118	3:11.203P	60	1 LAP	2:13.452	66	4.809	2:39.791	60	1 LAP	2:38.348	23	2.329	2:14.535
47	31.957	3:13.239P	66	5.844	2:11.363	23	5.658	2:39.672	23	4.883	2:37.141	60	1 LAP	2:15.377
60	1 LAP	3:15.642P	23	6.812	2:08.071	25	6.222	2:39.500	25	5.172	2:36.866	9	2.578	2:13.869
66	44.059	3:10.533P	25	7.548	2:07.808	9	6.812	2:39.434	9	5.798	2:36.902	10	1 LAP	2:14.158
23	48.319	2:51.807P	9	8.204	2:07.247	10	1 LAP	2:39.292	10	1 LAP	2:36.853	14	1 LAP	2:13.983
25	49.318	2:48.060P	10	1 LAP	2:06.826	14	1 LAP	2:28.681	14	1 LAP	2:36.523	28	1 LAP	2:14.188
9	50.535	2:44.412P	14	1 LAP	1:57.350	28	1 LAP	2:17.431	28	1 LAP	2:35.890	5	1 LAP	2:13.823
10	1 LAP	2:58.722P	94	21.671	2:44.340P	5	1 LAP	2:17.924	5	1 LAP	2:35.813	92	1 LAP	2:13.981
14	1 LAP	3:15.168P	28	1 LAP	2:07.787	92	1 LAP	2:10.009	92	1 LAP	2:35.731	94	5.966	2:13.480
28	1 LAP	2:47.127P	5	1 LAP	2:07.196	94	11.382	2:30.537	94	9.575	2:36.109	39	1 LAP	2:13.700
5	1 LAP	2:53.740P	39	1 LAP	3:33.380P	39	1 LAP	2:13.063	39	1 LAP	2:36.250	71	1 LAP	2:13.896
92	1 LAP	4:04.463P	92	1 LAP	2:05.363	71	1 LAP	2:10.910	71	1 LAP	2:36.250	22	8.495	2:13.863
93	1 LAP	5:17.475P	71	1 LAP	3:33.804P	22	13.879	2:08.246	22	11.721	2:35.758	18	9.117	2:13.823
96	2:48.643	2:50.475	22	46.459	3:35.296P	18	35.928	3:16.249P	18	12.383	2:14.371	93	1 LAP	2:16.068
			93	1 LAP	1:54.129	93	1 LAP	1:43.479	93	1 LAP	2:06.314	59	1 LAP	3:20.209P
			96	2:40.071	2:41.006	96	2:37.048	2:37.803	79	11 LAPS	2:07.414P	79	11 LAPS	1:51.996
									96	2:16.977	2:17.845			

Britsports & Gold Arts
RACE CLASSIFICATION - RACE 1 - LAP CHART
 (contd.)

Lap 16			Lap 17			Lap 18			Lap 19			Lap 20		
No	Behind	Laptime	No	Behind	Laptime	No	Behind	Laptime	No	Behind	Laptime	No	Behind	Laptime
47		1:25.834	47		1:26.106	47		1:25.220	47		1:26.344	47		1:27.280
46	1.511	1:27.468	59	2 LAPS	1:48.566	46	0.316	1:25.301	66	5.808	1:25.547	66	4.588	1:26.060
66	4.004	1:29.440	46	0.235	1:24.830	66	6.605	1:27.938	46	12.700	1:38.728	46	11.051	1:25.631
26	4.818	1:31.010	66	3.887	1:25.989	79	12 LAPS	1:33.342	79	12 LAPS	1:31.990	79	12 LAPS	1:30.817
25	8.069	1:31.964	26	7.963	1:29.251	25	13.624	1:28.197	25	16.242	1:28.962	25	17.204	1:28.242
9	11.230	1:34.844	25	10.647	1:28.684	59	2 LAPS	1:39.461	22	21.128	1:27.504	22	21.324	1:27.476
23	11.578	1:35.441	23	17.216	1:31.744	22	19.968	1:27.669	59	2 LAPS	1:37.617	23	27.633	1:29.145
60	1 LAP	1:38.203	22	17.519	1:28.786	23	22.616	1:30.620	23	25.768	1:29.496	9	31.103	1:30.924
22	14.839	1:32.536	9	18.349	1:33.225	9	23.777	1:30.648	9	27.459	1:30.026	59	2 LAPS	1:37.494
92	1 LAP	1:36.834	60	1 LAP	1:33.567	60	1 LAP	1:32.599	60	1 LAP	1:33.609	60	1 LAP	1:32.848
96	1 LAP	1:44.167	92	1 LAP	1:33.358	92	1 LAP	1:32.676	92	1 LAP	1:32.880	92	1 LAP	1:33.567
14	1 LAP	1:41.256	96	1 LAP	1:35.960	96	1 LAP	1:38.529	96	1 LAP	1:34.532	94	55.519	1:33.325
10	1 LAP	1:41.735	14	1 LAP	1:36.740	94	42.404	1:36.137	94	49.474	1:33.414	93	1 LAP	1:33.020
94	19.267	1:39.493	18	29.416	1:33.632	14	1 LAP	1:38.594	39	1 LAP	1:34.396	96	1 LAP	1:37.014
28	1 LAP	1:43.451	94	31.487	1:38.326	39	1 LAP	1:34.644	93	1 LAP	1:33.948	39	1 LAP	1:35.783
5	1 LAP	1:43.005	10	1 LAP	1:39.191	93	1 LAP	1:37.148	14	1 LAP	1:36.854	14	1 LAP	1:34.822
39	1 LAP	1:40.637	93	1 LAP	1:36.003	10	1 LAP	1:38.794	10	1 LAP	1:36.283	10	1 LAP	1:35.410
18	21.890	1:38.965	39	1 LAP	1:38.463	71	1 LAP	1:38.120	71	1 LAP	1:37.403	71	1 LAP	1:36.620
93	1 LAP	1:37.351	71	1 LAP	1:38.686	5	1 LAP	1:40.445	5	1 LAP	1:39.334	5	1 LAP	1:39.341
71	1 LAP	1:41.642	5	1 LAP	1:41.609	28	1 LAP	1:41.460	28	1 LAP	1:40.355	32	2 LAPS	1:33.550
79	11 LAPS	1:33.545	28	1 LAP	1:42.442	26	58.915	2:16.172P	32	2 LAPS	1:35.875	26	1:18.392	1:33.253
			32	2 LAPS	3:31.769P	32	2 LAPS	1:47.979	26	1:12.419	1:39.848	28	1 LAP	1:41.710
						18	1:16.597	2:12.401	18	1:21.873	1:31.620	18	1:23.938	1:29.345

Britsports & Gold Arts
RACE CLASSIFICATION - RACE 1 - LAP CHART
 (contd.)

Lap 21			Lap 22			Lap 23			Lap 24			Lap 25		
No	Behind	Laptime	No	Behind	Laptime	No	Behind	Laptime	No	Behind	Laptime	No	Behind	Laptime
47		1:26.935	47		1:27.891	47		1:29.544	47		1:27.932	47		1:28.303
66	3.896	1:26.243	66	3.392	1:27.387	26	1 LAP	1:32.873	26	1 LAP	1:30.795	39	2 LAPS	1:34.998
46	15.589	1:31.473	5	2 LAPS	1:41.496	32	3 LAPS	1:33.636	66	5.193	1:32.225	14	2 LAPS	1:35.082
25	19.415	1:29.146	28	2 LAPS	1:41.311	66	0.900	1:27.052	32	3 LAPS	1:33.746	96	2 LAPS	1:35.311
22	21.922	1:27.533	46	18.421	1:30.723	18	1 LAP	1:31.781	18	1 LAP	1:33.631	66	5.179	1:28.289
79	12 LAPS	1:32.901	25	19.838	1:28.314	5	2 LAPS	1:40.449	71	2 LAPS	1:38.973	26	1 LAP	1:32.089
23	28.950	1:28.252	22	21.287	1:27.256	46	15.657	1:26.780	46	13.404	1:25.679	10	2 LAPS	1:37.223
9	34.019	1:29.851	23	30.182	1:29.123	25	19.125	1:28.831	22	20.692	1:28.716	32	3 LAPS	1:31.534
59	2 LAPS	1:36.289	79	12 LAPS	1:36.195	22	19.908	1:28.165	25	21.126	1:29.933	18	1 LAP	1:30.933
60	1 LAP	1:32.667	9	36.335	1:30.207	28	2 LAPS	1:41.962	5	2 LAPS	1:40.784	46	11.916	1:26.815
92	1 LAP	1:32.378	59	2 LAPS	1:35.566	23	28.481	1:27.843	23	29.260	1:28.711	71	2 LAPS	1:37.364
94	1:00.337	1:31.753	60	1 LAP	1:32.880	9	37.209	1:30.418	28	2 LAPS	1:40.648	22	19.698	1:27.309
93	1 LAP	1:32.987	92	1 LAP	1:32.618	60	1 LAP	1:33.350	9	39.420	1:30.143	25	21.908	1:29.085
14	1 LAP	1:35.931	94	1:03.705	1:31.259	92	1 LAP	1:33.466	60	1 LAP	1:32.602	23	29.134	1:28.177
39	1 LAP	1:37.204	93	1 LAP	1:33.475	59	2 LAPS	1:35.834	92	1 LAP	1:32.563	5	2 LAPS	1:39.697
96	1 LAP	1:39.363	39	1 LAP	1:35.541	94	1:05.162	1:31.001	59	2 LAPS	1:34.231	9	40.663	1:29.546
10	1 LAP	1:36.331	14	1 LAP	1:36.451	93	1 LAP	1:33.579	94	1:07.785	1:30.555	28	2 LAPS	1:41.473
71	1 LAP	1:36.608	96	1 LAP	1:35.629	39	1 LAP	1:33.973	93	1 LAP	1:33.818	60	1 LAP	1:32.152
32	2 LAPS	1:33.036	10	1 LAP	1:35.845	14	1 LAP	1:36.105				92	1 LAP	1:32.606
26	1:24.566	1:33.109	71	1 LAP	1:37.337	96	1 LAP	1:35.644				94	1:11.928	1:32.446
18	1:26.983	1:29.980				10	1 LAP	1:35.247				59	2 LAPS	1:35.779
												93	1 LAP	1:33.552

Britsports & Gold Arts
RACE CLASSIFICATION - RACE 1 - LAP CHART
 (contd.)

Lap 26			Lap 27			Lap 28			Lap 29			Lap 30		
No	Behind	Laptime	No	Behind	Laptime	No	Behind	Laptime	No	Behind	Laptime	No	Behind	Laptime
47		1:27.307	47		1:26.823	47		1:27.729						
66	7.592	1:29.720	93	2 LAPS	1:33.327	59	3 LAPS	1:35.267						
39	2 LAPS	1:35.165	66	7.635	1:26.866	66	5.668	1:25.762						
26	1 LAP	1:31.337	46	8.963	1:24.836	46	5.864	1:24.630						
46	10.950	1:26.341	39	2 LAPS	1:34.530	93	2 LAPS	1:34.097						
14	2 LAPS	1:35.638	26	1 LAP	1:33.146	18	1 LAP	1:28.536						
18	1 LAP	1:30.018	18	1 LAP	1:31.495	26	1 LAP	1:31.038						
96	2 LAPS	1:35.806	32	3 LAPS	1:31.659	39	2 LAPS	1:34.799						
32	3 LAPS	1:32.540	96	2 LAPS	1:34.823	32	3 LAPS	1:32.255						
10	2 LAPS	1:36.565	22	21.518	1:28.527	22	24.446	1:30.657						
22	19.814	1:27.423	14	2 LAPS	1:36.891	96	2 LAPS	1:34.134						
25	24.977	1:30.376	10	2 LAPS	1:35.785	14	2 LAPS	1:34.878						
71	2 LAPS	1:37.249	25	26.930	1:28.776	25	29.399	1:30.198						
23	29.308	1:27.481	23	30.975	1:28.490	23	32.514	1:29.268						
9	42.787	1:29.431	71	2 LAPS	1:37.265	10	2 LAPS	1:36.217						
5	2 LAPS	1:39.772	9	45.407	1:29.443	9	47.963	1:30.285						
28	2 LAPS	1:41.498	5	2 LAPS	1:39.701	71	2 LAPS	1:37.233						
60	1 LAP	1:32.647	92	1 LAP	1:32.219	5	2 LAPS	1:38.993						
92	1 LAP	1:32.078	60	1 LAP	1:34.435	92	1 LAP	1:31.025						
94	1:15.160	1:30.539	28	2 LAPS	1:43.574	94	1:24.081	1:32.925						
59	2 LAPS	1:35.073	94	1:18.885	1:30.548	60	1 LAP	1:34.496						
						28	2 LAPS	1:45.296						

Britsports & Gold Arts

GRID - RACE 2

ROW 13	43	Bazouba	
ROW 12	79	Edwards/Parsons	91 Lesniewski
ROW 11	59	Laslett/Wilshire	32 Phillips
ROW 10	5	Jones	28 Hawkins
ROW 9	10	Wood	71 Martin
ROW 8	96	Greensall/Brughans	14 Studer/Edwards
ROW 7	93	Bardwell	39 Rihon/Bradley
ROW 6	92	Hathaway/Mountain	60 Fearn
ROW 5	18	Hobday	26 Williams/Pluck/Cooper
ROW 4	9	Morgan/Dudfield	94 Halliday
ROW 3	25	Richardson	23 Quaife/Mortimer
ROW 2	46	Sinclair/Allpass	22 Hart/Buncombe
ROW 1	47	Demetriou/Newman	66 Halikiopolios/Holey
POLE			



Weather / Track : Cloudy / Dry

These results are provisional until the conclusion of any judicial and technical matters.

Brands Hatch GP
 Circuit Length = 2.6220 miles.
 Start: 10:50 End: 11:36

Clerk Of Course:	Stewards:	Timekeeper:
------------------	-----------	-------------

Britsports & Gold Arts RACE CLASSIFICATION - RACE 2

POS	NO	CL	NAME	CAR	TIME	LAPS	GAP	MPH	BEST
1	22	1	Hart/Buncombe	Chiron LMP 3-04	45:36.302	30		103.51	1:24.433
2	47	1	Demetriou/Newman	Jade	46:01.403	30	25.101	102.57	1:26.473
3	25	2	Richardson	Radical SR3	46:21.802	30	45.500	101.82	1:27.907
4	66	1	Halikiopolios/Holey	Juno SSV6	45:57.175	29	1 LAP	99.30	1:25.594
5	9	2	Morgan/Dudfield	Radical SR3	46:02.816	29	1 LAP	99.10	1:27.388
6	23	2	Quaife/Mortimer	Radical SR4	46:10.283	29	1 LAP	98.83	1:27.984
7	94	2	Halliday	Radical RSR	46:46.399	29	1 LAP	97.56	1:29.908
8	60	2	Fearns	Radical SR3	46:56.004	29	1 LAP	97.23	1:32.179
9	39	2	Rihon/Bradley	Radical SR3	46:21.119	28	2 LAPS	95.05	1:29.628
10	96	2	Greensall/Brughans	Radical RSR	46:56.670	28	2 LAPS	93.85	1:28.388
11	26	2	Williams/Pluck/Cooper	Radical Prosport	47:05.249	28	2 LAPS	93.57	1:29.960
12	10	3	Wood	Ariel Atom	47:06.211	28	2 LAPS	93.54	1:35.572
13	71	1	Martin	Palmersport JP1	47:06.937	28	2 LAPS	93.51	1:34.962
14	92	2	Hathaway/Mountain	Global GT Light	45:54.950	27	3 LAPS	92.53	1:31.115
15	32	2	Phillips	Radical Prosport	46:42.409	27	3 LAPS	90.96	1:32.207
16	93	2	Bardwell	Global GT Light	46:49.573	27	3 LAPS	90.73	1:32.795
17	14	3	Studer/Edwards	Westfield SC	47:04.443	27	3 LAPS	90.25	1:35.109
18	59	2	Laslett/Willshire	Radical SR3	47:05.119	27	3 LAPS	90.23	1:34.951
19	5	3	Jones	Caterham Hyabusa	45:56.972	26	4 LAPS	89.04	1:39.017
20	28	3	Hawkins	Caterham SE1	45:59.986	26	4 LAPS	88.94	1:39.112

NOT CLASSIFIED

18	1	Hobday	Chiron LMP 3-04	25:38.021	17	D.N.F.	104.37	1:28.179
46	1	Sinclair/Allpass	Jade Trackstar	7:11.293	5	D.N.F.	109.58	1:25.264
91	2	Lesniewski	Global GT Light		0	D.N.F.	N/A	

FASTEST LAP

22	1	Hart/Buncombe	Chiron LMP 3-04	1:24.433	27	111.79mph	179.91kph
9	2	Morgan/Dudfield	Radical SR3	1:27.388	28	108.01mph	173.83kph
14	3	Studer/Edwards	Westfield SC	1:35.109	10	99.24mph	159.72kph

Weather / Track : Cloudy / Dry

These results are provisional until the conclusion of any judicial and technical matters.

Brands Hatch GP
Circuit Length = 2.6220 miles.
Start: 11:58 End: 12:44

Clerk Of Course:	Stewards:	Timekeeper:
------------------	-----------	-------------

Britsports & Gold Arts

RACE CLASSIFICATION - RACE 2 - LAP CHART

Lap 1			Lap 2			Lap 3			Lap 4			Lap 5		
No	Behind	Laptime	No	Behind	Laptime	No	Behind	Laptime	No	Behind	Laptime	No	Behind	Laptime
46		1:29.146	46		1:25.690	46		1:25.264	46		1:25.403	46		1:25.790
22	1.823	1:30.969	22	2.518	1:26.385	22	2.779	1:25.525	22	3.028	1:25.652	22	2.307	1:25.069
66	2.603	1:31.749	66	4.717	1:27.804	66	6.958	1:27.505	66	8.407	1:26.852	66	9.372	1:26.755
47	3.515	1:32.661	47	6.778	1:28.953	47	9.855	1:28.341	47	12.100	1:27.648	47	13.904	1:27.594
25	4.407	1:33.553	25	7.632	1:28.915	25	10.948	1:28.580	25	14.270	1:28.725	25	16.638	1:28.158
23	5.050	1:34.196	23	9.236	1:29.876	23	12.243	1:28.271	23	14.985	1:28.145	23	17.476	1:28.281
9	6.351	1:35.497	9	12.710	1:32.049	9	18.238	1:30.792	9	23.468	1:30.633	9	28.005	1:30.327
18	6.778	1:35.924	18	13.049	1:31.961	18	18.630	1:30.845	18	23.711	1:30.484	18	28.374	1:30.453
26	9.118	1:38.264	26	15.779	1:32.351	26	21.298	1:30.783	26	26.234	1:30.339	26	30.920	1:30.476
94	9.853	1:38.999	94	17.371	1:33.208	94	24.319	1:32.212	96	30.467	1:30.089	96	33.152	1:28.475
60	10.297	1:39.443	60	18.723	1:34.116	96	25.781	1:30.329	94	31.428	1:32.512	94	37.479	1:31.841
39	11.558	1:40.704	96	20.716	1:33.537	60	27.434	1:33.975	39	34.587	1:32.075	39	39.593	1:30.796
14	12.692	1:41.838	39	21.171	1:35.303	39	27.915	1:32.008	60	35.850	1:33.819	60	43.232	1:33.172
96	12.869	1:42.015	14	24.358	1:37.356	32	33.333	1:34.023	32	41.873	1:33.943	32	49.049	1:32.966
10	14.296	1:43.442	32	24.574	1:34.878	14	36.761	1:37.667	14	47.948	1:36.590	14	58.201	1:36.043
71	14.982	1:44.128	10	26.706	1:38.100	10	37.340	1:35.898	10	48.331	1:36.394	10	58.666	1:36.125
59	15.384	1:44.530	71	27.648	1:38.356	59	38.216	1:35.485	59	48.768	1:35.955	59	59.133	1:36.155
32	15.386	1:44.532	59	27.995	1:38.301	71	39.340	1:36.956	71	50.713	1:36.776	71	1:01.107	1:36.184
5	17.333	1:46.479	5	31.367	1:39.724	5	45.188	1:39.085	5	59.066	1:39.281	92	1:07.183	1:32.215
28	18.276	1:47.422	28	32.345	1:39.759	28	46.520	1:39.439	92	1:00.758	1:31.115	5	1:12.675	1:39.399
92	42.488	2:11.634	92	48.916	1:32.118	92	55.046	1:31.394	28	1:00.973	1:39.856	28	1:15.316	1:40.133
93	52.701	2:21.847	93	1:00.849	1:33.838	93	1:09.287	1:33.702	93	1:17.126	1:33.242	93	1:24.563	1:33.227

Britsports & Gold Arts
RACE CLASSIFICATION - RACE 2 - LAP CHART
 (contd.)

Lap 6			Lap 7			Lap 8			Lap 9			Lap 10		
No	Behind	Laptime	No	Behind	Laptime	No	Behind	Laptime	No	Behind	Laptime	No	Behind	Laptime
22		1:25.280	22		1:25.742	22		1:25.580	22		1:27.219	22		1:25.122
66	9.617	1:27.832	28	1 LAP	1:40.620	93	1 LAP	1:33.947	92	1 LAP	1:34.337	92	1 LAP	1:32.269
47	13.729	1:27.412	93	1 LAP	1:33.248	5	1 LAP	1:40.256	10	1 LAP	1:36.938	10	1 LAP	1:35.769
25	16.958	1:27.907	66	12.249	1:28.374	66	15.113	1:28.444	59	1 LAP	1:36.776	59	1 LAP	1:35.863
23	17.897	1:28.008	47	15.415	1:27.428	47	17.859	1:28.024	14	1 LAP	1:36.673	14	1 LAP	1:36.097
9	30.855	1:30.437	25	19.127	1:27.911	28	1 LAP	1:41.859	71	1 LAP	1:37.014	71	1 LAP	1:36.286
18	31.420	1:30.633	23	20.139	1:27.984	25	22.016	1:28.469	66	18.157	1:30.263	32	1 LAP	2:00.922P
26	33.927	1:30.594	9	34.716	1:29.603	23	22.853	1:28.294	47	19.440	1:28.800	66	19.976	1:26.941
96	34.216	1:28.651	18	35.121	1:29.443	9	38.779	1:29.643	25	24.890	1:30.093	47	21.460	1:27.142
94	41.126	1:31.234	96	37.390	1:28.916	18	39.101	1:29.560	23	25.306	1:29.672	23	28.598	1:28.414
39	42.143	1:30.137	26	39.026	1:30.841	96	40.198	1:28.388	5	1 LAP	1:42.630	25	29.517	1:29.749
60	48.553	1:32.908	94	47.104	1:31.720	26	43.751	1:30.305	28	1 LAP	1:41.439	9	44.921	1:29.509
32	54.464	1:33.002	39	47.205	1:30.804	39	52.620	1:30.995	9	40.534	1:28.974	18	46.797	1:30.951
10	1:06.961	1:35.882	60	55.729	1:32.918	94	53.594	1:32.070	18	40.968	1:29.086	96	47.692	1:30.839
14	1:07.382	1:36.768	32	1:01.655	1:32.933	60	1:03.930	1:33.781	96	41.975	1:28.996	28	1 LAP	1:42.278
59	1:07.627	1:36.081	10	1:16.910	1:35.691	32	1:09.136	1:33.061	26	46.492	1:29.960	39	1:02.774	1:30.854
71	1:08.482	1:34.962	59	1:17.159	1:35.274				39	57.042	1:31.641	94	1:04.046	1:31.146
92	1:11.297	1:31.701	14	1:18.206	1:36.566				94	58.022	1:31.647	60	1:19.208	1:34.233
5	1:24.105	1:39.017	92	1:19.088	1:33.533				60	1:10.097	1:33.386	93	2 LAPS	4:00.524P
			71	1:20.005	1:37.265									

Britsports & Gold Arts
RACE CLASSIFICATION - RACE 2 - LAP CHART
 (contd.)

Lap 11			Lap 12			Lap 13			Lap 14			Lap 15		
No	Behind	Laptime	No	Behind	Laptime	No	Behind	Laptime	No	Behind	Laptime	No	Behind	Laptime
22		1:25.517	22		1:25.576	22		1:25.202	22		1:25.855	22		1:25.832
5	2 LAPS	2:30.300P	60	1 LAP	1:33.473	60	1 LAP	1:33.458	28	2 LAPS	1:41.070	60	1 LAP	1:33.354
26	1 LAP	2:14.719P	93	3 LAPS	1:41.594	93	3 LAPS	1:33.426	60	1 LAP	1:33.449	66	32.588	1:27.572
92	1 LAP	1:32.112	96	1 LAP	2:16.915P	92	1 LAP	1:31.290	59	2 LAPS	2:32.069P	47	33.318	1:27.551
59	1 LAP	1:34.951	92	1 LAP	1:32.029	66	29.630	1:26.602	93	3 LAPS	1:32.986	93	3 LAPS	1:33.717
10	1 LAP	1:36.158	66	28.230	1:30.301	47	30.483	1:27.016	66	30.848	1:27.073	92	1 LAP	1:32.208
14	1 LAP	1:35.109	47	28.669	1:30.226	39	1 LAP	2:18.211P	47	31.599	1:26.971	25	48.854	1:28.320
66	23.505	1:29.046	5	2 LAPS	1:47.521	25	43.806	1:31.341	92	1 LAP	1:33.664	59	2 LAPS	1:51.675
47	24.019	1:28.076	26	1 LAP	1:48.216	23	44.656	1:31.699	25	46.366	1:28.415	39	1 LAP	1:29.950
71	1 LAP	1:37.411	10	1 LAP	1:36.951	10	1 LAP	1:38.286	39	1 LAP	1:37.574	10	1 LAP	1:35.934
32	1 LAP	1:38.873	14	1 LAP	1:37.062	5	2 LAPS	1:42.329	23	47.435	1:28.634	32	1 LAP	1:35.630
23	31.187	1:28.106	25	37.667	1:30.777	14	1 LAP	1:38.270	10	1 LAP	1:36.027	18	1:08.624	1:31.640
25	32.466	1:28.466	23	38.159	1:32.548	96	1 LAP	2:00.103	14	1 LAP	1:35.956	96	1 LAP	1:37.069
9	49.101	1:29.697	71	1 LAP	1:37.620	26	1 LAP	1:41.687	96	1 LAP	1:35.720	71	1 LAP	1:37.198
18	49.459	1:28.179	32	1 LAP	1:34.565	32	1 LAP	1:34.836	32	1 LAP	1:34.940	5	2 LAPS	1:39.860
28	1 LAP	1:40.623	59	1 LAP	1:48.285	71	1 LAP	1:36.426	9	1:02.316	1:30.823	26	1 LAP	1:38.501
39	1:07.998	1:30.741	9	53.043	1:29.518	9	57.348	1:29.507	71	1 LAP	1:37.762	28	2 LAPS	2:34.641P
94	1:09.317	1:30.788	18	53.533	1:29.650	18	57.666	1:29.335	18	1:02.816	1:31.005			
			94	1:14.920	1:31.179	94	1:19.626	1:29.908	5	2 LAPS	1:41.708			
			28	1 LAP	1:41.528				26	1 LAP	1:40.840			
									94	1:24.297	1:30.526			

Britsports & Gold Arts
RACE CLASSIFICATION - RACE 2 - LAP CHART
 (contd.)

Lap 16			Lap 17			Lap 18			Lap 19			Lap 20		
No	Behind	Laptime	No	Behind	Laptime	No	Behind	Laptime	No	Behind	Laptime	No	Behind	Laptime
22		1:26.037	22		1:26.243	22		1:26.661	22		1:28.747	22		2:42.235P
94	1 LAP	1:31.388	26	2 LAPS	1:38.945	10	2 LAPS	1:35.684	59	3 LAPS	1:42.407	23	1 LAP	2:24.541
23	1 LAP	2:11.536P	5	3 LAPS	1:40.356	96	2 LAPS	1:35.241	10	2 LAPS	1:35.615	9	1 LAP	2:25.006
9	1 LAP	2:05.013P	94	1 LAP	1:30.571	71	2 LAPS	1:36.737	96	2 LAPS	1:36.424	26	2 LAPS	2:26.163
60	1 LAP	1:33.833	23	1 LAP	1:37.541	94	1 LAP	1:32.270	94	1 LAP	1:32.955	66	1 LAP	2:20.712
66	32.759	1:26.208	28	3 LAPS	1:50.866	26	2 LAPS	1:37.932	23	1 LAP	1:30.337	94	1 LAP	2:33.572P
47	34.575	1:27.294	9	1 LAP	1:33.746	5	3 LAPS	1:40.180	26	2 LAPS	1:36.930	5	3 LAPS	2:18.693
14	2 LAPS	2:33.020P	47	36.147	1:27.815	23	1 LAP	1:30.043	9	1 LAP	1:28.239	92	2 LAPS	2:21.027
93	3 LAPS	1:33.334	60	1 LAP	1:36.326	66	1 LAP	2:43.587P	66	1 LAP	1:34.932	28	3 LAPS	2:05.858
92	1 LAP	1:32.157	93	3 LAPS	1:33.069	9	1 LAP	1:27.702	92	2 LAPS	2:32.706P	93	3 LAPS	1:53.636
25	51.643	1:28.826	92	1 LAP	1:32.309	28	3 LAPS	1:41.248	5	3 LAPS	1:42.542	71	2 LAPS	1:47.987
39	1 LAP	1:29.839	25	53.567	1:28.167	47	36.644	1:27.158	47	35.122	1:27.225	25	43.793	2:29.850P
59	2 LAPS	1:39.009	14	2 LAPS	1:46.593	60	1 LAP	1:33.410	28	3 LAPS	1:42.139	47	53.485	3:00.598P
18	1:12.633	1:30.046	39	1 LAP	1:30.159	93	3 LAPS	1:32.831	25	56.178	1:29.561	60	1 LAP	2:42.419P
32	1 LAP	1:32.860	18	1:15.216	1:28.826	25	55.364	1:28.458	60	1 LAP	1:36.848	39	1 LAP	2:35.909
10	1 LAP	1:36.236	59	2 LAPS	1:38.141	39	1 LAP	1:30.407	93	3 LAPS	1:33.685	14	2 LAPS	2:35.969
96	1 LAP	1:34.370	32	1 LAP	1:32.798	14	2 LAPS	1:36.825	71	2 LAPS	2:26.418P	59	2 LAPS	2:35.484
71	1 LAP	1:36.910				32	1 LAP	1:33.199	39	1 LAP	2:23.537	96	1 LAP	2:36.060
									14	2 LAPS	2:18.202	10	1 LAP	1:59.958
									59	2 LAPS	1:56.808			
									96	1 LAP	1:55.274			
									10	1 LAP	2:32.830P			

Britsports & Gold Arts
RACE CLASSIFICATION - RACE 2 - LAP CHART
 (contd.)

Lap 21			Lap 22			Lap 23			Lap 24			Lap 25		
No	Behind	Laptime	No	Behind	Laptime	No	Behind	Laptime	No	Behind	Laptime	No	Behind	Laptime
22		1:58.384	22		2:14.453	22		1:28.195	22		1:24.745	22		1:24.540
23	1 LAP	1:53.231	23	1 LAP	2:14.569	39	2 LAPS	1:34.597	9	1 LAP	1:29.269	9	1 LAP	1:28.040
9	1 LAP	1:53.193	9	1 LAP	2:14.180	9	1 LAP	1:31.319	39	2 LAPS	1:31.650	23	1 LAP	1:28.954
26	2 LAPS	1:54.234	26	2 LAPS	2:13.269	23	1 LAP	1:33.010	23	1 LAP	1:29.436	66	1 LAP	1:28.918
66	1 LAP	1:54.764	66	1 LAP	2:12.073	14	3 LAPS	1:36.912	66	1 LAP	1:29.133	47	17.126	1:27.221
5	3 LAPS	1:57.593	5	3 LAPS	2:09.170	66	1 LAP	1:31.993	47	14.445	1:28.930	39	2 LAPS	1:32.636
92	2 LAPS	1:58.064	92	2 LAPS	2:09.453	59	3 LAPS	1:38.462	25	18.176	1:31.471	25	22.724	1:29.088
32	3 LAPS	4:52.384	32	3 LAPS	2:07.112	96	2 LAPS	1:36.475	14	3 LAPS	1:37.317	32	3 LAPS	1:33.320
28	3 LAPS	2:02.900	28	3 LAPS	2:05.573	10	2 LAPS	1:38.228	59	3 LAPS	1:36.662	14	3 LAPS	1:37.000
93	3 LAPS	2:02.035	93	3 LAPS	2:05.602	47	10.260	1:31.217	96	2 LAPS	1:36.620	93	3 LAPS	1:33.848
71	2 LAPS	2:01.666	71	2 LAPS	2:05.740	26	2 LAPS	1:36.475	32	3 LAPS	1:33.915	59	3 LAPS	1:37.197
94	1 LAP	2:04.613	94	1 LAP	2:05.786	32	3 LAPS	1:34.856	10	2 LAPS	1:37.135	96	2 LAPS	1:38.273
25	28.686	1:43.277	25	6.987	1:52.754	25	11.450	1:32.658	93	3 LAPS	1:35.362	94	1 LAP	1:35.410
47	30.561	1:35.460	47	7.238	1:51.130	93	3 LAPS	1:33.744	26	2 LAPS	1:37.011	10	2 LAPS	1:37.139
60	1 LAP	1:42.690	60	1 LAP	1:41.646	94	1 LAP	1:37.046	94	1 LAP	1:32.149	26	2 LAPS	1:37.198
39	1 LAP	2:18.212				92	2 LAPS	1:39.969	71	2 LAPS	1:35.828	60	1 LAP	1:33.352
14	2 LAPS	2:17.628				71	2 LAPS	1:38.130	60	1 LAP	1:36.495	71	2 LAPS	1:35.823
59	2 LAPS	2:17.460				60	1 LAP	1:35.440	92	2 LAPS	1:37.694	92	2 LAPS	1:37.964
96	1 LAP	2:15.580				5	3 LAPS	1:44.237	5	3 LAPS	1:39.410	5	3 LAPS	1:39.250
10	1 LAP	2:15.315				28	3 LAPS	1:43.055	28	3 LAPS	1:39.951	28	3 LAPS	1:39.809

Britsports & Gold Arts
RACE CLASSIFICATION - RACE 2 - LAP CHART
 (contd.)

Lap 26			Lap 27			Lap 28			Lap 29			Lap 30		
No	Behind	Laptime	No	Behind	Laptime	No	Behind	Laptime	No	Behind	Laptime	No	Behind	Laptime
22		1:24.740	22		1:24.433	22		1:24.675	22		1:24.774	22		1:26.915
9	1 LAP	1:28.280	9	1 LAP	1:27.819	66	1 LAP	1:25.932	92	3 LAPS	1:40.664	92	3 LAPS	1:42.817
66	1 LAP	1:28.306	66	1 LAP	1:26.153	9	1 LAP	1:28.121	5	4 LAPS	1:39.872	5	4 LAPS	1:39.300
23	1 LAP	1:29.463	47	21.455	1:26.576	47	23.253	1:26.473	28	4 LAPS	1:39.567	66	1 LAP	1:25.757
47	19.312	1:26.926	23	1 LAP	1:29.639	23	1 LAP	1:28.268	66	1 LAP	1:25.594	28	4 LAPS	1:39.920
39	2 LAPS	1:30.362	39	2 LAPS	1:29.628	39	2 LAPS	1:29.920	9	1 LAP	1:27.388	47	25.101	1:26.826
25	27.555	1:29.571	25	32.132	1:29.010	25	36.523	1:29.066	47	25.190	1:26.711	9	1 LAP	1:28.492
32	3 LAPS	1:32.207	32	3 LAPS	1:32.956	32	3 LAPS	1:32.717	23	1 LAP	1:28.136	23	1 LAP	1:29.451
93	3 LAPS	1:33.856	93	3 LAPS	1:32.953	93	3 LAPS	1:32.795	39	2 LAPS	1:31.260	39	2 LAPS	1:31.210
14	3 LAPS	1:36.760	94	1 LAP	1:31.894	94	1 LAP	1:31.029	25	41.253	1:29.504	25	45.500	1:31.162
94	1 LAP	1:35.081	96	2 LAPS	1:34.690	96	2 LAPS	1:33.497	32	3 LAPS	1:32.347	32	3 LAPS	1:32.634
96	2 LAPS	1:36.231	14	3 LAPS	1:37.688	60	1 LAP	1:33.313	94	1 LAP	1:32.078	94	1 LAP	1:31.567
59	3 LAPS	1:37.682	60	1 LAP	1:34.029	14	3 LAPS	1:37.103	93	3 LAPS	1:33.880	93	3 LAPS	1:33.645
10	2 LAPS	1:36.351	59	3 LAPS	1:36.474	59	3 LAPS	1:36.245	96	2 LAPS	1:32.611	60	1 LAP	1:33.434
26	2 LAPS	1:37.013	10	2 LAPS	1:36.629	10	2 LAPS	1:35.653	60	1 LAP	1:32.179	96	2 LAPS	1:35.282
60	1 LAP	1:35.105	26	2 LAPS	1:35.835	26	2 LAPS	1:35.583	14	3 LAPS	1:35.713	14	3 LAPS	1:35.718
71	2 LAPS	1:35.438	71	2 LAPS	1:35.333	71	2 LAPS	1:35.055	59	3 LAPS	1:36.033	59	3 LAPS	1:35.655
92	2 LAPS	1:38.304	92	2 LAPS	1:40.203				26	2 LAPS	1:35.375	26	2 LAPS	1:35.410
5	3 LAPS	1:39.542	5	3 LAPS	1:39.238				10	2 LAPS	1:35.572	10	2 LAPS	1:36.271
28	3 LAPS	1:39.321	28	3 LAPS	1:39.112				71	2 LAPS	1:35.813	71	2 LAPS	1:35.715

Britsports & Gold Arts COMBINED RACE CLASSIFICATION

POS	NO	CL	NAME	CAR	TIME	LAPS	GAP	MPH	BEST
1	22	1	Hart/Buncombe	Chiron LMP 3-04	1:32:19.602	58		98.84	1:24.433
2	47	1	Demetriou/Newman	Jade	1:32:20.257	58	0.655	98.83	1:24.394
3	25	2	Richardson	Radical SR3	1:33:10.055	58	50.453	97.94	1:27.907
4	66	1	Halikiopolios/Holey	Juno SSV6	1:32:21.697	57	1 LAP	97.10	1:25.547
5	23	2	Quaife/Mortimer	Radical SR4	1:33:01.651	57	1 LAP	96.40	1:27.481
6	9	2	Morgan/Dudfield	Radical SR3	1:33:09.633	57	1 LAP	96.26	1:27.388
7	94	2	Halliday	Radical RSR	1:34:29.334	57	1 LAP	94.91	1:29.908
8	60	2	Fearns	Radical SR3	1:34:39.873	56	2 LAPS	93.07	1:32.152
9	26	2	Williams/Pluck/Cooper	Radical Prosport	1:33:44.418	55	3 LAPS	92.31	1:28.219
10	39	2	Rihon/Bradley	Radical SR3	1:33:03.804	54	4 LAPS	91.29	1:29.628
11	92	2	Hathaway/Mountain	Global GT Light	1:33:33.804	54	4 LAPS	90.80	1:31.025
12	96	2	Greensall/Brughans	Radical RSR	1:33:42.718	54	4 LAPS	90.66	1:28.388
13	10	3	Wood	Ariel Atom	1:33:59.384	54	4 LAPS	90.39	1:35.247
14	71	1	Martin	Palmersport JP1	1:34:14.653	54	4 LAPS	90.15	1:34.962
15	93	2	Bardwell	Global GT Light	1:33:18.811	53	5 LAPS	89.36	1:32.795
16	14	3	Studer/Edwards	Westfield SC	1:33:52.567	53	5 LAPS	88.83	1:34.822
17	59	2	Laslett/Wilshire	Radical SR3	1:33:25.306	52	6 LAPS	87.57	1:34.231
18	32	2	Phillips	Radical Prosport	1:33:25.347	52	6 LAPS	87.57	1:31.534
19	5	3	Jones	Caterham Hyabusa	1:33:31.720	52	6 LAPS	87.47	1:38.993
20	28	3	Hawkins	Westfield SE1	1:33:54.762	52	6 LAPS	87.12	1:39.112
NOT CLASSIFIED									
18	1		Hobday	Chiron LMP 3-04	1:12:14.723	44	D.N.F.	95.82	1:28.179
46	1		Sinclair/Allpass	Jade Trackstar	53:36.011	33	D.N.F.	96.87	1:24.446
79	2		Edwards/Parsons	Radical SR3	38:02.352	10	D.N.F.	41.38	1:30.817
91	2		Lesniewski	Global GT Light	11:12.735	7	D.N.F.	98.31	1:33.550
43	3		Bazouba	Caterham Superlight	10:22.004	6	D.N.F.	91.16	1:39.676
FASTEST LAP									
47	1		Demetriou/Newman	Jade	1:24.394	5	111.84mph	180.00kph	
9	2		Morgan/Dudfield	Radical SR3	1:27.388	56	108.01mph	173.83kph	
14	3		Studer/Edwards	Westfield SC	1:34.822	19	99.54mph	160.20kph	

Weather / Track : Cloudy / Dry

Brands Hatch GP
Circuit Length = 2.6220 miles.

Clerk of Course:	Stewards:	Timekeeper:
------------------	-----------	-------------

BARC SE Centre Open Saloon Car Race QUALIFYING - RACE 3

POS	NO	CL	NAME	NAT	CAR	TIME	LAPS	GAP	MPH
1	5	A	Steve HIRST		Audi A4	1:37.100	6		97.21
2	44	A	Rod BIRLEY		Ford Escort WRC	1:37.544	7	0.444	96.76
3	16	A	Steve PAPWORTH		Ford Mondeo Super Tourer	1:39.111	6	2.011	95.23
4	27	B	Kristian WAITE		Ford Sapphire Cosworth	1:41.719	6	4.619	92.79
5	67	A	Ray BARROW		Ford Escort	1:44.011	7	6.911	90.75
6	28	B	Tony SOPER		Alfa GTV	1:44.713	7	7.613	90.14
7	50	A	Jim POCKLINGTON		Nissan Primera Super Tourer	1:45.107	5	8.007	89.80
8	94	C	Norman RICKETTS		BMW 1602	1:45.942	6	8.842	89.09
9	32	B	Tony RYAN		Ford Sierra Cosworth	1:46.418	5	9.318	88.69
10	52	H	Francis BUTCHER		Ford Capri 3	1:46.657	7	9.557	88.50
11	49	H	David THOMAS		Ford Capri	1:48.082	6	10.982	87.33
12	6	D	Paul SANDERSON		VW Golf Mk1	1:48.562	5	11.462	86.94
13	29	C	Andy THOMPSON		Alfa Minari	1:49.160	6	12.060	86.47
14	19	D	Gordon STREETER		Ford Anglia	1:49.953	6	12.853	85.84
15	83	H	Denis GALLAND		Chevrolet Nova	1:50.101	5	13.001	85.73
16	62	H	Marcel CURVAL		Plymouth Cuda	1:50.543	5	13.443	85.38
17	38	C	Steve WOOD		Renault Clio 182	1:50.918	5	13.818	85.10
18	7	C	Barry BARNES		Toyota Carina E GTi	1:52.699	4	15.599	83.75
19	51	D	Les BEER		Ford Fiesta XR2	1:52.798	7	15.698	83.68
20	74	H	Jeremy KNIGHT		Ford Capri	1:55.873	6	18.773	81.46
21	39	H	Andrew MURRAY		Triumph Vitesse Six	1:56.197	5	19.097	81.23
22	31	C	Eric FALCE		Ford Escort Mk1	1:56.741	5	19.641	80.85
23	63	C	Greg PYE		Alfa Romeo Sud Sprint	2:00.388	5	23.288	78.40
24	2	D	Chris FARR		Ford Fiesta XR2	2:03.824	5	26.724	76.23
25	8	D	Brian WEBB		Peugeot 205 GTi	2:04.044	6	26.944	76.09
26	26	H	Peter ST BARBE		Morris Minor	2:05.006	5	27.906	75.51
27	1	D	Phil USHER		Ford Fiesta	2:07.223	5	30.123	74.19
28	53	D	Nigel BAKER		Alfa Romeo 33	2:07.403	6	30.303	74.08

Car No's 1, 16 & 62 need working transponders please.

Weather / Track : Cloudy / Dry

These results are provisional until the conclusion of any judicial and technical matters.

Brands Hatch GP

Circuit Length = 2.6220 miles.

Start: 09:31 End: 09:57

Clerk Of Course:	Stewards:	Timekeeper:

BARC SE Centre Open Saloon Car Race QUALIFYING - LAP ANALYSIS

1	Phil USHER	Ford Fiesta
1 - 7:59.439P 2 - X:00.000 3 - 2:14.004 4 - 2:10.427 5 - 2:07.223		
2	Chris FARR	Ford Fiesta XR2
1 - 7:54.735P 2 - X:00.000 3 - 2:06.743 4 - 2:05.790 5 - 2:03.824		
5	Steve HIRST	Audi A4
1 - 2:33.691 6 - 1:37.100 2 - 5:44.098P 3 - X:00.000 4 - 1:43.960 5 - 1:38.065		
6	Paul SANDERSON	VW Golf Mk1
1 - 8:05.548P 2 - X:00.000 3 - 1:52.402 4 - 1:49.777 5 - 1:48.562		
7	Barry BARNES	Toyota Carina E GTi
1 - 8:03.893P 2 - X:00.000 3 - 1:55.737 4 - 1:52.699		
8	Brian WEBB	Peugeot 205 GTi
1 - 2:34.650 6 - 2:04.044 2 - 6:06.132P 3 - X:00.000 4 - 2:06.321 5 - 2:04.659		

Car No's 1, 16 & 62 need working transponders please.
Weather / Track : Cloudy / Dry

Brands Hatch GP
Circuit Length = 2.6220 miles.
Start: 09:31 End: 09:57

BARC SE Centre Open Saloon Car Race QUALIFYING - LAP ANALYSIS

(contd.)

16	Steve PAPWORTH	Ford Mondeo Super Tourer
1 - 8:29.175P 6 - 1:43.559 2 - X:00.000 3 - 1:44.966 4 - 1:39.958 5 - 1:39.111		
19	Gordon STREETER	Ford Anglia
1 - 7:51.024P 6 - 1:49.953 2 - X:00.000 3 - 1:53.789 4 - 1:50.787 5 - 1:52.040		
26	Peter ST BARBE	Morris Minor
1 - 8:02.482P 2 - X:00.000 3 - 2:13.203 4 - 2:05.325 5 - 2:05.006		
27	Kristian WAITE	Ford Sapphire Cosworth
1 - 7:47.637P 6 - 1:41.719 2 - X:00.000 3 - 1:46.343 4 - 1:44.405 5 - 1:42.726		
28	Tony SOPER	Alfa GTV
1 - 2:30.645 6 - 1:45.495 2 - 6:03.528P 7 - 1:44.713 3 - X:00.000 4 - 1:50.400 5 - 1:47.544		
29	Andy THOMPSON	Alfa Minari
1 - 7:45.615P 6 - 1:55.629 2 - X:00.000 3 - 1:52.105 4 - 1:49.757 5 - 1:49.160		

BARC SE Centre Open Saloon Car Race QUALIFYING - LAP ANALYSIS

(contd.)

31	Eric FALCE	Ford Escort Mk1
1 - 8:13.362P 2 - X:00.000 3 - 2:05.297 4 - 1:57.431 5 - 1:56.741		
32	Tony RYAN	Ford Sierra Cosworth
1 - 8:16.412P 2 - X:00.000 3 - 1:57.838 4 - 1:49.344 5 - 1:46.418		
38	Steve WOOD	Renault Clio 182
1 - 8:09.175P 2 - X:00.000 3 - 1:56.485 4 - 1:53.198 5 - 1:50.918		
39	Andrew MURRAY	Triumph Vitesse Six
1 - 7:52.846P 2 - X:00.000 3 - 2:00.059 4 - 1:57.376 5 - 1:56.197		
44	Rod BIRLEY	Ford Escort WRC
1 - 2:14.790 6 - 1:40.553 2 - 6:08.714P 7 - 1:37.544 3 - X:00.000 4 - 1:39.080 5 - 1:38.247		
46	Graham BARR	BMW 2002 Turbo
1 - 7:56.106P		

BARC SE Centre Open Saloon Car Race QUALIFYING - LAP ANALYSIS

(contd.)

49	David THOMAS	Ford Capri
1 -	2:33.651	6 - 1:48.082
2 -	6:05.654P	
3 -	X:00.000	
4 -	1:50.828	
5 -	1:48.159	
50	Jim POCKLINGTON	Nissan Primera Super Tourer
1 -	8:11.985P	
2 -	X:00.000	
3 -	1:50.352	
4 -	1:48.284	
5 -	1:45.107	
51	Les BEER	Ford Fiesta XR2
1 -	2:29.148	6 - 1:52.893
2 -	6:03.231P	7 - 1:54.205
3 -	X:00.000	
4 -	1:52.798	
5 -	1:53.481	
52	Francis BUTCHER	Ford Capri 3
1 -	2:17.579	6 - 1:47.809
2 -	6:13.134P	7 - 1:46.657
3 -	X:00.000	
4 -	1:50.069	
5 -	1:48.604	
53	Nigel BAKER	Alfa Romeo 33
1 -	2:45.926	6 - 2:07.423
2 -	5:56.045P	
3 -	X:00.000	
4 -	2:12.517	
5 -	2:07.403	
62	Marcel CURVAL	Plymouth Cuda
1 -	8:15.273P	
2 -	X:00.000	
3 -	1:50.636	
4 -	1:50.543	
5 -	1:51.036	

Car No's 1, 16 & 62 need working transponders please.
Weather / Track : Cloudy / Dry

Brands Hatch GP
Circuit Length = 2.6220 miles.
Start: 09:31 End: 09:57

BARC SE Centre Open Saloon Car Race QUALIFYING - LAP ANALYSIS

(contd.)

63	Greg PYE	Alfa Romeo Sud Sprint
1 - 2:22.648 2 - X:00.000 3 - 2:00.388 4 - 2:00.578 5 - 2:00.388		
67	Ray BARROW	Ford Escort
1 - 2:32.810 6 - 1:44.011 2 - 6:05.156P 7 - 1:44.623 3 - X:00.000 4 - 1:50.636 5 - 1:47.257		
74	Jeremy KNIGHT	Ford Capri
1 - 2:31.216 6 - 1:55.873 2 - 6:04.729P 3 - X:00.000 4 - 1:57.177 5 - 1:56.885		
83	Denis GALLAND	Chevrolet Nova
1 - 8:07.636P 2 - X:00.000 3 - 1:50.516 4 - 1:51.272 5 - 1:50.101		
94	Norman RICKETTS	BMW 1602
1 - 7:48.920P 6 - 1:45.942 2 - X:00.000 3 - 1:51.072 4 - 1:47.724 5 - 1:46.730		

Car No's 1, 16 & 62 need working transponders please.
Weather / Track : Cloudy / Dry

Brands Hatch GP
Circuit Length = 2.6220 miles.
Start: 09:31 End: 09:57

BARC SE Centre Open Saloon Car Race

GRID - RACE 3

ROW 15	46	BARR	
ROW 14	1	USHER	53 BAKER
ROW 13	8	WEBB	26 ST BARBE
ROW 12	63	PYE	2 FARR
ROW 11	39	MURRAY	31 FALCE
ROW 10	51	BEER	74 KNIGHT
ROW 9	38	WOOD	7 BARNES
ROW 8	83	GALLAND	62 CURVAL
ROW 7	29	THOMPSON	19 STREETER
ROW 6	49	THOMAS	6 SANDERSON
ROW 5	32	RYAN	52 BUTCHER
ROW 4	50	POCKLINGTON	94 RICKETTS
ROW 3	67	BARROW	28 SOPER
ROW 2	16	PAPWORTH	27 WAITE
ROW 1	5	HIRST	44 BIRLEY
POLE			

Car No's 1, 16 & 62 need working transponders please.

Weather / Track : Cloudy / Dry

These results are provisional until the conclusion of any judicial and technical matters.

Brands Hatch GP

Circuit Length = 2.6220 miles.

Start: 09:31 End: 09:57

Clerk Of Course:	Stewards:	Timekeeper:
------------------	-----------	-------------

BARC SE Centre Open Saloon Car Race

RACE CLASSIFICATION - RACE 3

POS	NO	CL	NAME	NAT	CAR	TIME	LAPS	GAP	MPH	BEST
1	5	A	Steve HIRST		Audi A4	21:01.230	13		97.34	1:33.081
2	44	A	Rod BIRLEY		Ford Escort WRC	21:23.508	13	22.278	95.65	1:36.167
3	28	B	Tony SOPER		Alfa GTV	21:03.837	12	1 LAP	89.67	1:43.888
4	67	A	Ray BARROW		Ford Escort	21:04.590	12	1 LAP	89.62	1:44.072
5	27	B	Kristian WAITE		Ford Sapphire Cosworth	21:25.111	12	1 LAP	88.19	1:41.558
6	32	B	Tony RYAN		Ford Sierra Cosworth	21:25.500	12	1 LAP	88.16	1:44.749
7	94	C	Norman RICKETTS		BMW 1602	21:26.644	12	1 LAP	88.08	1:45.866
8	52	H	Francis BUTCHER		Ford Capri 3	21:37.770	12	1 LAP	87.33	1:45.380
9	9	H	Claude MAUREL		BMW 2002	21:46.426	12	1 LAP	86.75	1:45.734
10	38	C	Steve WOOD		Renault Clio 182	21:46.786	12	1 LAP	86.73	1:46.628
11	83	H	Denis GALLAND		Chevrolet Nova	21:50.050	12	1 LAP	86.51	1:46.851
12	62	H	Marcel CURVAL		Plymouth Cuda	21:51.280	12	1 LAP	86.43	1:47.270
13	29	B	Andy THOMPSON		Alfa Minari	21:58.551	12	1 LAP	85.95	1:45.915
14	19	D	Gordon STREETER		Ford Anglia	22:12.898	12	1 LAP	85.03	1:49.287
15	74	H	Jeremy KNIGHT		Ford Capri	21:05.312	11	2 LAPS	82.11	1:52.563
16	31	C	Eric FALCE		Ford Escort Mk1	21:05.742	11	2 LAPS	82.08	1:52.960
17	51	D	Les BEER		Ford Fiesta XR2	21:25.820	11	2 LAPS	80.80	1:53.716
18	63	C	Greg PYE		Alfa Romeo Sud Sprint	21:58.882	11	2 LAPS	78.77	1:55.642
19	2	D	Chris FARR		Ford Fiesta XR2	22:20.471	11	2 LAPS	77.51	1:58.783
20	8	D	Brian WEBB		Peugeot 205 GTi	22:54.346	11	2 LAPS	75.59	2:02.275
21	26	H	Peter ST BARBE		Morris Minor	21:07.985	10	3 LAPS	74.49	2:05.369

NOT CLASSIFIED

16	A	Steve PAPWORTH	Ford Mondeo Super Tourer	13:57.323	8	D.N.F.	90.26	1:37.679
49	H	David THOMAS	Ford Capri	8:01.059	4	D.N.F.	78.62	1:47.359
39	H	Andrew MURRAY	Triumph Vitesse Six	4:02.228	2	D.N.F.	78.21	1:58.242
6	D	Paul SANDERSON	VW Golf Mk1	1:55.966	1	D.N.F.	81.98	1:55.966
7	C	Barry BARNES	Toyota Carina E GTi	2:00.447	1	D.N.F.	78.93	2:00.447
53	D	Nigel BAKER	Alfa Romeo 33	2:12.476	1	D.N.F.	71.76	2:12.476
1	D	Phil USHER	Ford Focus	2:15.495	1	D.N.F.	70.16	2:15.495

FASTEST LAP

5	A	Steve HIRST	Audi A4	1:33.081	12	101.40mph	163.20kph
27	B	Kristian WAITE	Ford Sapphire Cosworth	1:41.558	7	92.94mph	149.57kph
52	H	Francis BUTCHER	Ford Capri 3	1:45.380	5	89.57mph	144.15kph
94	C	Norman RICKETTS	BMW 1602	1:45.866	6	89.16mph	143.49kph
19	D	Gordon STREETER	Ford Anglia	1:49.287	8	86.37mph	139.00kph

Weather / Track : Cloudy / Dry

These results are provisional until the conclusion of any judicial and technical matters.

Brands Hatch GP
Circuit Length = 2.6220 miles.
Start: 12:57 End: 13:18

Clerk Of Course:	Stewards:	Timekeeper:
------------------	-----------	-------------

BARC SE Centre Open Saloon Car Race

RACE CLASSIFICATION - RACE 3 - LAP CHART

Lap 1			Lap 2			Lap 3			Lap 4			Lap 5		
No	Behind	Laptime	No	Behind	Laptime	No	Behind	Laptime	No	Behind	Laptime	No	Behind	Laptime
5		1:41.068	5		1:37.537	5		1:36.715	5		1:35.730	5		1:36.166
44	0.319	1:41.387	44	0.503	1:37.721	44	0.496	1:36.708	44	0.933	1:36.167	44	3.369	1:38.602
16	3.461	1:44.529	16	5.609	1:39.685	16	7.075	1:38.181	16	10.140	1:38.795	63	1 LAP	2:01.109
27	4.315	1:45.383	27	8.434	1:41.656	27	13.574	1:41.855	27	19.642	1:41.798	2	1 LAP	2:02.178
28	8.042	1:49.110	28	14.598	1:44.093	28	22.905	1:45.022	67	31.432	1:44.072	16	13.024	1:39.050
67	8.579	1:49.647	67	15.691	1:44.649	67	23.090	1:44.114	28	33.036	1:45.861	26	1 LAP	2:05.890
94	10.750	1:51.818	32	20.249	1:46.293	32	28.848	1:45.314	32	38.342	1:45.224	8	1 LAP	2:05.404
32	11.493	1:52.561	94	21.664	1:48.451	94	31.830	1:46.881	94	42.146	1:46.046	27	25.292	1:41.816
52	12.755	1:53.823	52	22.554	1:47.336	52	32.885	1:47.046	52	43.368	1:46.213	67	39.584	1:44.318
83	13.110	1:54.178	83	25.813	1:50.240	83	38.608	1:49.510	38	51.795	1:47.693	28	42.243	1:45.373
6	14.898	1:55.966	29	26.374	1:48.806	29	39.532	1:49.873	83	52.033	1:49.155	32	46.925	1:44.749
29	15.105	1:56.173	38	28.815	1:49.373	38	39.832	1:47.732	62	54.111	1:48.852	94	52.198	1:46.218
19	15.863	1:56.931	62	29.172	1:50.423	62	40.989	1:48.532	29	54.168	1:50.366	52	52.582	1:45.380
62	16.286	1:57.354	49	30.719	1:50.047	49	41.363	1:47.359	9	56.202	1:46.781	83	1:03.788	1:47.921
38	16.979	1:58.047	19	30.751	1:52.425	19	44.536	1:50.500	19	1:01.950	1:53.144	38	1:04.010	1:48.381
49	18.209	1:59.277	9	34.547	1:49.267	9	45.151	1:47.319	51	1:13.864	1:53.716	62	1:07.112	1:49.167
7	19.379	2:00.447	51	38.601	1:54.186	51	55.878	1:53.992	31	1:14.365	1:53.862	9	1:07.831	1:47.795
51	21.952	2:03.020	31	39.155	1:54.470	31	56.233	1:53.793	74	1:15.179	1:53.095	29	1:08.705	1:50.703
31	22.222	2:03.290	74	41.009	1:54.751	74	57.814	1:53.520	49	1:30.009	2:24.376P	19	1:16.375	1:50.591
9	22.817	2:03.885	39	43.623	1:58.242	63	1:16.211	1:59.287				51	1:31.443	1:53.745
39	22.918	2:03.986	63	53.639	2:01.063	2	1:20.237	2:03.207				74	1:31.576	1:52.563
74	23.795	2:04.863	2	53.745	2:02.490	26	1:27.674	2:05.592				31	1:32.539	1:54.340
2	28.792	2:09.860	26	58.797	2:05.965	8	1:28.331	2:03.171						
63	30.113	2:11.181	8	1:01.875	2:05.902									
26	30.369	2:11.437												
53	31.408	2:12.476												
8	33.510	2:14.578												
1	34.427	2:15.495												

BARC SE Centre Open Saloon Car Race
RACE CLASSIFICATION - RACE 3 - LAP CHART
 (contd.)

Lap 6			Lap 7			Lap 8			Lap 9			Lap 10		
No	Behind	Laptime	No	Behind	Laptime	No	Behind	Laptime	No	Behind	Laptime	No	Behind	Laptime
5		1:34.618	5		1:37.304	5		1:37.347	5		1:39.628	5		1:34.774
44	5.371	1:36.620	44	5.734	1:37.667	44	5.581	1:37.194	38	1 LAP	1:48.021	2	2 LAPS	1:58.783
16	16.085	1:37.679	51	1 LAP	1:55.305	19	1 LAP	1:49.385	29	1 LAP	1:47.129	44	10.473	1:41.467
63	1 LAP	1:57.338	74	1 LAP	1:55.297	51	1 LAP	1:55.595	62	1 LAP	1:47.278	83	1 LAP	1:47.783
27	33.046	1:42.372	31	1 LAP	1:54.929	74	1 LAP	1:55.505	44	3.780	1:37.827	38	1 LAP	1:47.283
2	1 LAP	2:00.456	16	24.604	1:45.823	31	1 LAP	1:55.119	8	2 LAPS	2:05.708	9	1 LAP	1:47.809
8	1 LAP	2:02.275	27	37.300	1:41.558	27	42.224	1:42.271	26	2 LAPS	2:06.720	29	1 LAP	1:47.659
67	49.497	1:44.531	63	1 LAP	1:58.189	16	1:00.838	2:13.581P	19	1 LAP	1:49.287	62	1 LAP	1:47.559
28	51.513	1:43.888	67	57.470	1:45.277	67	1:04.298	1:44.175	27	46.455	1:43.859	19	1 LAP	1:50.964
26	1 LAP	2:05.984	28	58.211	1:44.002	28	1:05.675	1:44.811	74	1 LAP	1:54.763	8	2 LAPS	2:03.551
32	58.576	1:46.269	2	1 LAP	1:59.526	63	1 LAP	1:59.348	51	1 LAP	1:55.101	26	2 LAPS	2:06.993
94	1:03.446	1:45.866	32	1:07.288	1:46.016	32	1:16.950	1:47.009	31	1 LAP	1:55.122	27	53.427	1:41.746
52	1:03.567	1:45.603	52	1:12.606	1:46.343	52	1:22.153	1:46.894	67	1:09.056	1:44.386	74	1 LAP	1:53.055
38	1:17.790	1:48.398	94	1:14.606	1:48.464	94	1:23.160	1:45.901	28	1:10.038	1:43.991	31	1 LAP	1:52.974
83	1:18.034	1:48.864	8	1 LAP	2:04.878	2	1 LAP	2:02.367	32	1:24.231	1:46.909	51	1 LAP	1:55.887
9	1:18.947	1:45.734	26	1 LAP	2:07.020	83	1:38.387	1:48.153	63	1 LAP	1:57.256	67	1:18.801	1:44.519
62	1:21.973	1:49.479	83	1:27.581	1:46.851	9	1:39.368	1:47.252	94	1:30.693	1:47.161	28	1:19.974	1:44.710
29	1:22.112	1:48.025	38	1:29.196	1:48.710				52	1:31.621	1:49.096			
19	1:31.585	1:49.828	9	1:29.463	1:47.820									
			29	1:30.723	1:45.915									
			62	1:32.545	1:47.876									

BARC SE Centre Open Saloon Car Race
RACE CLASSIFICATION - RACE 3 - LAP CHART
 (contd.)

Lap 11			Lap 12			Lap 13			Lap 14			Lap 15		
No	Behind	Laptime	No	Behind	Laptime	No	Behind	Laptime	No	Behind	Laptime	No	Behind	Laptime
5		1:34.616	5		1:33.081	5		1:42.646						
32	1 LAP	1:48.329	51	2 LAPS	1:58.515	28	1 LAP	1:47.360						
94	1 LAP	1:47.154	32	1 LAP	1:47.558	67	1 LAP	1:49.148						
52	1 LAP	1:50.656	94	1 LAP	1:46.032	74	2 LAPS	1:54.959						
44	15.267	1:39.410	44	21.408	1:39.222	31	2 LAPS	1:54.883						
63	2 LAPS	1:57.684	52	1 LAP	1:48.901	26	3 LAPS	2:07.015						
83	1 LAP	1:48.382	63	2 LAPS	1:55.642	44	22.278	1:43.516						
38	1 LAP	1:48.193	9	1 LAP	1:47.272	27	1 LAP	2:38.518						
9	1 LAP	1:48.313	38	1 LAP	1:48.327	32	1 LAP	1:49.269						
29	1 LAP	1:48.124	83	1 LAP	1:50.262	51	2 LAPS	2:06.758						
62	1 LAP	1:47.270	62	1 LAP	1:48.303	94	1 LAP	1:46.652						
2	2 LAPS	2:01.426	29	1 LAP	1:49.568	52	1 LAP	1:50.479						
19	1 LAP	1:50.201	2	2 LAPS	2:00.065	9	1 LAP	1:47.179						
27	1:01.090	1:42.279	19	1 LAP	1:49.361	38	1 LAP	1:46.628						
8	2 LAPS	2:02.300	8	2 LAPS	2:02.547	83	1 LAP	1:48.751						
26	2 LAPS	2:05.369				62	1 LAP	1:49.187						
74	1 LAP	1:52.941				29	1 LAP	1:56.210						
31	1 LAP	1:52.960				63	2 LAPS	2:00.785						
67	1:29.939	1:45.754				19	1 LAP	1:50.281						
28	1:30.974	1:45.616				2	2 LAPS	2:00.113						
						8	2 LAPS	2:04.032						

EERC Brands Hatch Open QUALIFYING - RACE 4

POS	NO	CL	NAME	CAR	TIME	LAPS	GAP	MPH
1	34		Mullen/Niarchos	Ferrari	1:27.956	12		107.31
2	30		Masarati/Donovan	Porsche	1:31.969	8	4.013	102.63
3	22		Griffin/Waterworth	Chrysler Viper V10	1:32.889	14	4.933	101.61
4	43		Burton/Flux	Ferrari 360 Challenge	1:33.164	14	5.208	101.31
5	1		Donaldson/Donaldson/Povey	BMW M3 GTR	1:34.350	11	6.394	100.04
6	5		Hurst/Wood	Audi A4 Supertourer	1:34.884	9	6.928	99.48
7	3		Seldon/O'Brien	BMW M3 E36	1:36.725	10	8.769	97.58
8	15		Griffiths/Hyde	TVR Tuscan	1:37.463	15	9.507	96.84
9	11		Edwards/Newman	Marcos Mantis	1:39.333	7	11.377	95.02
10	4		Bryant/Bryant	Ferrari 360 GT	1:40.298	13	12.342	94.11
11	35		Gamski	Ferrari 355 Challenge	1:41.252	9	13.296	93.22
12	32		Rodriguez/Dawe	BMW M3 CSL	1:41.687	13	13.731	92.82
13	51		Charlton/Charlton	Lotus Elise Sport	1:42.547	14	14.591	92.04
14	37		Bennett/Richardson	BMW M3 GTR	1:46.922	9	18.966	88.28
15	23		Treasure/Cummins	Lotus Elise Sport	1:53.777	10	25.821	82.96
16	20		Noble/Blogg	Noble R400	2:08.574	4	40.618	73.41
17	48		Greensall/Davidson/Wilson	BMW M3 E36	26:23.644	1	24:55.688	5.96

Weather / Track : Cloudy / Drying

These results are provisional until the conclusion of any judicial and technical matters.

Brands Hatch GP

Circuit Length = 2.6220 miles.

Start: 10:05 End: 10:30

Clerk Of Course:	Stewards:	Timekeeper:
------------------	-----------	-------------

EERC Brands Hatch Open QUALIFYING - LAP ANALYSIS

1	Donaldson/Donaldson/Povey	BMW M3 GTR
1 - 2:23.410	6 - 1:51.084	11 - 1:36.818
2 - 1:39.149	7 - 1:39.272	
3 - 1:37.267	8 - 1:36.194	
4 - 1:34.350	9 - 6:45.477P	
5 - 4:19.673P	10 - 1:45.766	
3	Seldon/O'Brien	BMW M3 E36
1 - 2:36.478	6 - 1:37.033	
2 - 1:47.921	7 - 3:20.132P	
3 - 1:38.972	8 - 1:49.561	
4 - 1:37.558	9 - 1:36.725	
5 - 2:01.317	10 - 1:36.766	
4	Bryant/Bryant	Ferrari 360 GT
1 - 3:00.736	6 - 4:02.545P	11 - 1:40.426
2 - 2:40.836	7 - 1:51.011	12 - 1:41.050
3 - 1:55.526	8 - 1:49.644	13 - 1:40.298
4 - 1:52.927	9 - 1:42.103	
5 - 1:51.090	10 - 1:42.799	
5	Hurst/Wood	Audi A4 Supertourer
1 - 2:49.379	6 - 1:37.577	
2 - 1:43.422	7 - 1:34.884	
3 - 1:40.622	8 - 1:35.923	
4 - 1:38.109	9 - 3:19.848P	
5 - 1:36.879		
11	Edwards/Newman	Marcos Mantis
1 - X:00.000	6 - 1:51.971	
2 - 1:48.712	7 - 1:39.333	
3 - 1:44.248		
4 - 1:41.787		
5 - 2:52.439P		
15	Griffiths/Hyde	TVR Tuscan
1 - 2:21.090	6 - 1:37.768	11 - 1:40.435
2 - 1:54.648	7 - 1:37.573	12 - 1:38.963
3 - 1:42.546	8 - 1:38.176	13 - 1:38.995
4 - 1:41.646	9 - 3:04.488P	14 - 1:37.463
5 - 1:39.675	10 - 2:03.101	15 - 1:37.640

EERC Brands Hatch Open QUALIFYING - LAP ANALYSIS

(contd.)

20	Noble/Blogg	Noble R400		
1 - 2:08.574 2 - 2:26.540P 3 - 3:17.965P 4 - 3:07.118P				
22	Griffin/Waterworth	Chrysler Viper V10		
1 - 2:51.776 6 - 1:34.316 11 - 1:32.911 2 - 1:51.256 7 - 3:13.606P 12 - 2:49.006P 3 - 1:38.147 8 - 1:47.931 13 - 1:45.585 4 - 1:35.389 9 - 1:35.379 14 - 1:33.609 5 - 1:34.161 10 - 1:32.889				
23	Treasure/Cummins	Lotus Elise Sport		
1 - 2:47.051 6 - 1:56.598 2 - 2:04.190 7 - 1:55.813 3 - 7:37.647P 8 - 1:53.777 4 - 2:19.018 9 - 2:59.187P 5 - 1:58.047 10 - 1:59.284				
30	Masarati/Donovan	Porsche		
1 - 2:34.384 6 - 1:33.384 2 - 1:50.774 7 - 1:31.969 3 - 1:44.194 8 - 1:46.786 4 - 3:49.685P 5 - 1:47.664				
32	Rodriguez/Dawe	BMW M3 CSL		
1 - 2:49.508 6 - 1:44.585 11 - 1:44.514 2 - 1:53.615 7 - 1:42.501 12 - 1:43.511 3 - 1:49.443 8 - 4:31.720P 13 - 1:41.687 4 - 1:45.919 9 - 2:08.491 5 - 1:44.979 10 - 1:46.540				
34	Mullen/Niarchos	Ferrari		
1 - 3:18.069 6 - 1:59.067 11 - 3:38.308P 2 - 1:47.782 7 - 1:32.390 12 - 1:57.456 3 - 1:37.026 8 - 1:28.489 4 - 1:33.415 9 - 1:30.367 5 - 3:26.848P 10 - 1:27.956				


EERC Brands Hatch Open QUALIFYING - LAP ANALYSIS

(contd.)

35	Gamski	Ferrari 355 Challenge			
1 -	2:40.903	6 -	1:42.841		
2 -	1:50.273	7 -	3:09.067P		
3 -	X:00.000P	8 -	1:51.743		
4 -	2:05.367	9 -	1:41.252		
5 -	1:48.100				
37	Bennett/Richardson	BMW M3 GTR			
1 -	3:20.828	6 -	1:49.753		
2 -	1:47.279	7 -	1:47.360		
3 -	1:52.587	8 -	1:46.922		
4 -	7:41.217P	9 -	1:47.475		
5 -	1:58.875				
43	Burton/Flux	Ferrari 360 Challenge			
1 -	2:08.221	6 -	2:46.839P	11 -	1:37.236
2 -	1:38.475	7 -	1:51.605	12 -	1:36.971
3 -	1:36.819	8 -	1:38.910	13 -	1:36.699
4 -	1:34.952	9 -	1:38.264	14 -	1:36.251
5 -	1:33.164	10 -	1:37.005		
48	Greensall/Davidson/Wilson	BMW M3 E36			
1 -	X:00.000				
51	Charlton/Charlton	Lotus Elise Sport			
1 -	2:20.388	6 -	1:56.621	11 -	2:02.945
2 -	1:51.073	7 -	1:44.744	12 -	1:44.568
3 -	1:45.004	8 -	1:43.942	13 -	1:43.153
4 -	1:43.789	9 -	1:43.210	14 -	1:42.547
5 -	3:21.198P	10 -	1:43.499		

EERC Brands Hatch Open

GRID - RACE 4

ROW 9	48	Greensall/Davidson/Wilson	
ROW 8	23	Treasure/Cummins	20 Noble/Blogg
ROW 7	51	Charlton/Charlton	37 Bennett/Richardson
ROW 6	35	Gamski	32 Rodriguez/Dawe
ROW 5	11	Edwards/Newman	4 Bryant/Bryant
ROW 4	3	Seldon/O'Brien	15 Griffiths/Hyde
ROW 3	1	Donaldson/Donaldson/Povey	5 Hurst/Wood
ROW 2	22	Griffin/Waterworth	43 Burton/Flux
ROW 1	34	Mullen/Niarchos	30 Masarati/Donovan
POLE			
			

Weather / Track : Cloudy / Drying

These results are provisional until the conclusion of any judicial and technical matters.

Brands Hatch GP
Circuit Length = 2.6220 miles.
Start: 10:05 End: 10:30

Clerk Of Course:	Stewards:	Timekeeper:
------------------	-----------	-------------

EERC Brands Hatch Open RACE CLASSIFICATION - RACE 4

POS	NO	CL	NAME	CAR	TIME	LAPS	GAP	MPH	BEST
1	48		Greensall/Wilson/Davidson	BMW M3 E36	51:46.393	29		88.14	1:43.362
2	37		Bennett/Richardson	BMW M3 GTR	53:10.575	28	1 LAP	82.85	1:43.159
3	3		Seldon/O'Brien	BMW M3 E36	52:06.957	27	2 LAPS	81.52	1:44.939
4	22		Griffin/Waterworth	Chrysler Viper V10	52:22.114	27	2 LAPS	81.13	1:47.311
5	30		Masarati/Donovan	Porsche	53:19.129	27	2 LAPS	79.68	1:40.870
6	35		Gamski	Ferrari 355 Challenge	53:30.268	26	3 LAPS	76.47	1:52.601
7	15		Griffiths/Hyde	TVR Tuscan	53:37.842	26	3 LAPS	76.29	1:47.844
8	32		Rodriguez/Dawe	BMW M3 CSL	53:38.233	26	3 LAPS	76.28	1:49.515
9	51		Charlton/Charlton	Lotus Elise Sport	52:35.988	24	5 LAPS	71.80	1:51.558
10	4		Bryant/Bryant	Ferrari 360 GT	52:49.628	24	5 LAPS	71.49	1:52.329
11	11		Edwards/Newman	Marcos Mantis	51:24.382	23	6 LAPS	70.41	1:59.559
NOT CLASSIFIED									
23			Treasure/Cummins	Lotus Elise Sport	53:11.053	22	N.C.F.	65.09	2:04.608
5			Hurst/Wood	Audi A4 Supertourer	44:41.877	20	D.N.F.	70.41	1:46.972
34			Mullen/Niarchos	Ferrari	29:56.812	17	D.N.F.	89.34	1:41.638
1			Donaldson/Donaldson/Povey	BMW M3 GTR	5:29.081	2	D.N.F.	57.57	1:45.539
43			Burton/Flux	Ferrari 360 Challenge	15:59.477	1	D.N.F.	9.90	
FASTEST LAP									
30			Masarati/Donovan	Porsche	1:40.870	16	93.57mph		150.59kph

Weather / Track : Cloudy / Wet

These results are provisional until the conclusion of any judicial and technical matters.

Brands Hatch GP
Circuit Length = 2.6220 miles.
Start: 13:37 End: 14:29

Clerk Of Course:	Stewards:	Timekeeper:
------------------	-----------	-------------

EERC Brands Hatch Open

RACE CLASSIFICATION - RACE 4 - LAP CHART

Lap 1			Lap 2			Lap 3			Lap 4			Lap 5		
No	Behind	Laptime	No	Behind	Laptime	No	Behind	Laptime	No	Behind	Laptime	No	Behind	Laptime
5		1:56.049	34		1:46.070	34		1:46.001	34		1:46.220	34		1:44.963
34	4.313	2:00.362	5	3.991	1:54.374	22	1 LAP	1:58.592	22	1 LAP	1:50.696	3	2 LAPS	5:10.788P
3	7.245	2:03.294	3	12.498	1:55.636	5	13.159	1:55.169	5	24.919	1:57.980	22	1 LAP	1:48.225
15	17.534	2:13.583	32	1 LAP	4:11.271	32	1 LAP	1:55.768	32	1 LAP	1:54.180	23	1 LAP	2:33.711P
11	17.660	2:13.709	35	36.436	2:08.006	48	44.438	1:46.196	48	42.567	1:44.349	11	2 LAPS	5:09.946P
35	18.813	2:14.862	51	37.094	2:05.064	37	55.131	1:49.119	37	55.151	1:46.240	5	37.520	1:57.564
51	22.413	2:18.462	30	40.387	2:01.187	35	56.190	2:05.755	35	1:13.683	2:03.713	48	41.717	1:44.113
4	24.459	2:20.508	11	40.427	2:13.150	30	56.480	2:02.094	15	1 LAP	2:03.481	32	1 LAP	1:54.774
23	25.209	2:21.258	48	44.243	1:46.786	15	1 LAP	4:28.812P				37	57.408	1:47.220
30	29.583	2:25.632	23	51.088	2:16.262	23	1:16.804	2:11.717				15	1 LAP	1:50.423
48	47.840	2:43.889	4	51.645	2:17.569	4	1:21.140	2:15.496				35	1:33.260	2:04.540
37	55.595	2:51.644	37	52.013	1:46.801									
1	1:47.493	3:43.542	22	1 LAP	3:43.676P									
			1	1:42.649	1:45.539									

EERC Brands Hatch Open
RACE CLASSIFICATION - RACE 4 - LAP CHART
 (contd.)

Lap 6			Lap 7			Lap 8			Lap 9			Lap 10		
No	Behind	Laptime	No	Behind	Laptime	No	Behind	Laptime	No	Behind	Laptime	No	Behind	Laptime
34		1:43.908	34		1:43.114	34		1:42.890	34		1:44.191	34		1:42.008
4	2 LAPS	3:56.483P	35	1 LAP	2:03.300	15	2 LAPS	1:48.574	43	8 LAPS	15:59.477P	15	2 LAPS	1:47.844
3	2 LAPS	1:57.879	3	2 LAPS	1:49.571	5	2 LAPS	4:51.211P	11	3 LAPS	2:13.472	11	3 LAPS	2:01.457
22	1 LAP	1:48.443	22	1 LAP	1:51.144	3	2 LAPS	1:47.657	15	2 LAPS	1:48.030	3	2 LAPS	1:48.604
51	3 LAPS	7:01.403P	4	2 LAPS	2:15.572	22	1 LAP	1:48.393	23	2 LAPS	2:14.567	22	1 LAP	1:47.984
48	43.391	1:45.582	48	44.327	1:44.050	48	45.968	1:44.531	5	2 LAPS	2:01.933	5	2 LAPS	1:53.641
23	1 LAP	2:18.484	30	3 LAPS	6:57.564P	4	2 LAPS	1:55.586	3	2 LAPS	1:49.488	48	48.559	1:45.070
11	2 LAPS	2:09.695	37	1:03.903	1:46.078	37	1:06.069	1:45.056	22	1 LAP	1:48.673	4	2 LAPS	1:52.329
37	1:00.939	1:47.439	51	3 LAPS	2:11.997	30	3 LAPS	1:55.324	48	45.497	1:43.720	37	1:08.120	1:43.954
32	1 LAP	1:53.087	32	1 LAP	1:57.422	51	3 LAPS	1:54.766	4	2 LAPS	1:53.947	30	3 LAPS	1:42.918
15	1 LAP	1:49.607	11	2 LAPS	2:00.544	32	1 LAP	1:49.892	35	2 LAPS	4:17.728P	35	2 LAPS	2:05.968
			23	1 LAP	2:14.626				37	1:06.174	1:44.296	51	3 LAPS	1:51.871
									30	3 LAPS	1:43.974	32	1 LAP	1:50.391
									51	3 LAPS	1:53.778			
									32	1 LAP	1:52.072			

EERC Brands Hatch Open
RACE CLASSIFICATION - RACE 4 - LAP CHART
 (contd.)

Lap 11			Lap 12			Lap 13			Lap 14			Lap 15		
No	Behind	Laptime	No	Behind	Laptime	No	Behind	Laptime	No	Behind	Laptime	No	Behind	Laptime
34		1:41.638	34		1:47.233	34		1:44.122	34		1:45.593	34		1:46.270
15	2 LAPS	1:47.855	32	2 LAPS	1:50.698	35	3 LAPS	1:55.277	35	3 LAPS	1:53.945	4	3 LAPS	1:58.802
11	3 LAPS	2:00.998	51	4 LAPS	1:52.297	32	2 LAPS	1:49.515	32	2 LAPS	1:50.040	32	2 LAPS	1:51.016
3	2 LAPS	1:46.067	15	2 LAPS	1:48.772	51	4 LAPS	1:53.689	23	5 LAPS	2:29.030	35	3 LAPS	1:55.209
48	50.925	1:44.004	3	2 LAPS	1:46.083	15	2 LAPS	1:48.936	51	4 LAPS	1:55.646	51	4 LAPS	1:54.503
22	1 LAP	1:47.311	48	47.618	1:43.926	48	47.455	1:43.959	15	2 LAPS	1:50.281	48	42.590	1:43.362
5	2 LAPS	1:49.488	22	1 LAP	1:51.030	3	2 LAPS	1:46.740	48	45.498	1:43.636	23	5 LAPS	2:13.770
30	3 LAPS	1:42.558	11	3 LAPS	2:01.556	22	1 LAP	1:49.834	3	2 LAPS	1:44.939	3	2 LAPS	1:45.171
37	1:11.242	1:44.760	5	2 LAPS	1:50.634	30	3 LAPS	1:44.076	30	3 LAPS	1:42.582	30	3 LAPS	1:41.197
4	2 LAPS	1:56.330	30	3 LAPS	1:41.133	37	1:07.928	1:44.882	37	1:06.425	1:44.090	37	1:05.173	1:45.018
35	2 LAPS	1:54.742	37	1:07.168	1:43.159	5	2 LAPS	1:53.679	22	1 LAP	1:52.626	22	1 LAP	1:53.131
			23	4 LAPS	6:18.493P	11	3 LAPS	2:03.684	11	3 LAPS	2:01.803	15	2 LAPS	2:49.170P
			4	2 LAPS	1:54.671	4	2 LAPS	1:54.937						

EERC Brands Hatch Open
RACE CLASSIFICATION - RACE 4 - LAP CHART
 (contd.)

Lap 16			Lap 17			Lap 18			Lap 19			Lap 20		
No	Behind	Laptime	No	Behind	Laptime	No	Behind	Laptime	No	Behind	Laptime	No	Behind	Laptime
34		1:46.817	34		1:45.412	48		1:44.705	48		1:44.439	48		1:48.849
11	4 LAPS	2:01.872	15	3 LAPS	2:06.256	30	3 LAPS	1:44.917	30	3 LAPS	1:40.870	32	3 LAPS	2:02.731
32	2 LAPS	1:51.353	35	3 LAPS	1:56.056	35	3 LAPS	1:56.298	3	2 LAPS	1:46.164	15	3 LAPS	1:58.134
35	3 LAPS	1:54.750	48	39.765	1:45.231	3	2 LAPS	1:48.283	35	3 LAPS	1:55.597	23	6 LAPS	2:10.254
51	4 LAPS	1:54.121	11	4 LAPS	2:27.572	51	4 LAPS	1:55.016	51	4 LAPS	1:52.491	4	4 LAPS	2:03.291
48	39.946	1:44.173	51	4 LAPS	1:53.615	11	4 LAPS	2:04.266	37	28.789	1:47.237	3	2 LAPS	1:46.089
3	2 LAPS	1:45.248	3	2 LAPS	1:45.138	5	4 LAPS	1:49.598	11	4 LAPS	2:02.850	35	3 LAPS	1:54.403
5	4 LAPS	4:57.311P	30	3 LAPS	1:41.452	37	25.991	1:45.607	22	1 LAP	1:52.299	37	26.653	1:46.713
30	3 LAPS	1:40.872	5	4 LAPS	1:56.538	22	1 LAP	1:53.546	5	4 LAPS	2:45.177P	51	4 LAPS	1:53.990
37	1:02.980	1:44.624	37	1:04.854	1:47.286	23	5 LAPS	2:09.303	30	2 LAPS	1:44.731	11	4 LAPS	2:00.787
23	5 LAPS	2:16.889	22	1 LAP	1:52.802	32	2 LAPS	2:10.997				22	1 LAP	1:52.494
22	1 LAP	1:50.767	23	5 LAPS	2:10.323	15	2 LAPS	1:58.266				5	4 LAPS	1:56.176
4	3 LAPS	3:16.688P	32	2 LAPS	3:10.273P	4	3 LAPS	2:02.985						
			4	3 LAPS	2:06.801									
			15	2 LAPS	1:58.038									


EERC Brands Hatch Open
RACE CLASSIFICATION - RACE 4 - LAP CHART
 (contd.)

Lap 21			Lap 22			Lap 23			Lap 24			Lap 25		
No	Behind	Laptime	No	Behind	Laptime	No	Behind	Laptime	No	Behind	Laptime	No	Behind	Laptime
48		1:45.010	48		1:44.465	48		1:44.819	48		1:44.756	48		1:47.277
3	2 LAPS	1:49.091	30	3 LAPS	1:42.680	30	3 LAPS	1:41.042	30	3 LAPS	1:40.906	5	5 LAPS	1:51.712
15	3 LAPS	1:58.472	3	2 LAPS	1:46.505	3	2 LAPS	1:47.033	3	2 LAPS	1:45.486	30	3 LAPS	1:44.040
30	3 LAPS	2:01.596	15	3 LAPS	1:56.156	15	3 LAPS	1:58.486	15	3 LAPS	1:57.268	22	2 LAPS	1:57.588
32	3 LAPS	2:01.069	32	3 LAPS	1:57.211	32	3 LAPS	1:56.686	32	3 LAPS	1:57.064	11	5 LAPS	2:02.435
4	4 LAPS	2:04.906	37	31.242	1:47.292	35	3 LAPS	1:54.380	51	4 LAPS	1:51.558	37	1 LAP	2:07.109
37	28.415	1:46.772	4	4 LAPS	2:02.624	51	4 LAPS	1:53.790	35	3 LAPS	1:54.726	3	2 LAPS	1:46.134
23	6 LAPS	2:12.099	35	3 LAPS	1:54.803	4	4 LAPS	2:06.055	4	4 LAPS	2:04.869	15	3 LAPS	1:57.173
35	3 LAPS	1:54.575	51	4 LAPS	1:53.254	23	6 LAPS	2:08.253	23	6 LAPS	2:06.988	32	3 LAPS	1:56.710
51	4 LAPS	1:54.730	23	6 LAPS	2:07.893	22	1 LAP	1:55.820				51	4 LAPS	1:54.876
11	4 LAPS	2:00.891	11	4 LAPS	1:59.559	37	1:39.927	2:53.504P				35	3 LAPS	1:56.443
22	1 LAP	1:53.738	22	1 LAP	1:54.632	11	4 LAPS	2:01.830				4	4 LAPS	2:03.461
5	4 LAPS	1:47.832	5	4 LAPS	1:48.839	5	4 LAPS	1:46.972						

EERC Brands Hatch Open
RACE CLASSIFICATION - RACE 4 - LAP CHART
 (contd.)

Lap 26			Lap 27			Lap 28			Lap 29			Lap 30		
No	Behind	Laptime	No	Behind	Laptime	No	Behind	Laptime	No	Behind	Laptime	No	Behind	Laptime
48		1:45.595	48		1:47.344	48		1:45.559	48		1:46.998			
30	3 LAPS	1:43.699	4	5 LAPS	2:07.179	3	2 LAPS	1:46.654	3	2 LAPS	1:47.157			
22	2 LAPS	1:55.420	3	2 LAPS	1:46.500	22	2 LAPS	1:54.105	22	2 LAPS	1:54.538			
3	2 LAPS	1:49.558	22	2 LAPS	1:54.607	4	5 LAPS	2:08.334	51	5 LAPS	2:50.836			
23	7 LAPS	2:14.372	23	7 LAPS	2:10.178	37	1 LAP	2:06.397	4	5 LAPS	2:10.205			
11	5 LAPS	2:03.011	37	1 LAP	2:03.371	23	7 LAPS	2:07.975	37	1 LAP	2:04.824			
37	1 LAP	2:00.083	11	5 LAPS	2:26.409	11	5 LAPS	2:02.886	23	7 LAPS	2:04.608			
15	3 LAPS	1:56.499	15	3 LAPS	1:57.945	15	3 LAPS	1:57.305	30	2 LAPS	1:43.640			
32	3 LAPS	1:56.547	32	3 LAPS	1:57.746	30	2 LAPS	1:43.747	35	3 LAPS	1:54.526			
35	3 LAPS	1:54.057	35	3 LAPS	1:52.601	35	3 LAPS	1:54.008	15	3 LAPS	2:02.476			
51	4 LAPS	1:58.312	51	4 LAPS	1:55.923	32	3 LAPS	1:58.086	32	3 LAPS	2:01.634			
30	2 LAPS	1:42.887	30	2 LAPS	1:41.811									

**EERC Brands Hatch Open
GRID - RACE 5**

ROW 8	1 Donaldson/Donaldson/Povey	43 Burton/Flux
ROW 7	5 Hurst/Wood	34 Mullen/Niarchos
ROW 6	11 Edwards/Newman	23 Treasure/Cummins
ROW 5	51 Charlton/Charlton	4 Bryant/Bryant
ROW 4	15 Griffiths/Hyde	32 Rodriguez/Dawe
ROW 3	30 Masarati/Donovan	35 Gamski
ROW 2	3 Seldon/O'Brien	22 Griffin/Waterworth
ROW 1	48 Greensall/Wilson/Davidson	37 Bennett/Richardson
POLE		
		

Weather / Track : Cloudy / Wet

These results are provisional until the conclusion of any judicial and technical matters.

Brands Hatch GP
Circuit Length = 2.6220 miles.
Start: 13:37 End: 14:29

Clerk Of Course:	Stewards:	Timekeeper:
------------------	-----------	-------------

EERC Brands Hatch Open

RACE CLASSIFICATION - RACE 5

POS	NO	CL	NAME	CAR	TIME	LAPS	GAP	MPH	BEST
1	34		Mullen/Niarchos	Ferrari	51:24.932	29		88.75	1:40.222
2	30		Masarati/Donovan	Porsche	52:24.056	29	59.124	87.08	1:38.508
3	3		Seldon/O'Brien	BMW M3 E36	52:33.252	29	1:08.320	86.83	1:43.615
4	48		Greensall/Davidson/Wilson	BMW M3 E36	51:58.994	28	1 LAP	84.76	1:41.899
5	35		Gamski	Ferrari 355 Challenge	52:39.718	28	1 LAP	83.66	1:45.091
6	37		Bennett/Richardson	BMW M3 GTR	52:40.397	28	1 LAP	83.65	1:42.237
7	15		Griffiths/Hyde	TVR Tuscan	52:16.610	27	2 LAPS	81.27	1:50.164
8	51		Charlton/Charlton	Lotus Elise Sport	52:08.510	26	3 LAPS	78.46	1:52.722
9	11		Edwards/Newman	Marcos Mantis	52:06.836	25	4 LAPS	75.49	1:58.213
10	1		Donaldson/Donaldson/Povey	BMW M3 GTR	52:32.509	24	5 LAPS	71.88	1:45.388
11	4		Bryant/Bryant	Ferrari 360 GT	51:56.986	23	6 LAPS	69.67	1:52.359
NOT CLASSIFIED									
	32		Rodriguez/Dawe	BMW M3 CSL	53:08.661	21	N.C.F.	62.18	1:45.739
	23		Treasure/Cummins	Lotus Elise Sport	20:41.403	10	D.N.F.	76.09	2:00.163
	22		Griffin/Waterworth	Chrysler Viper V10		0	D.N.F.	N/A	
FASTEST LAP									
	30		Masarati/Donovan	Porsche	1:38.508	27	95.82mph		154.21kph

Weather / Track : Cloudy / Wet

These results are provisional until the conclusion of any judicial and technical matters.

Brands Hatch GP
Circuit Length = 2.6220 miles.
Start: 14:48 End: 15:40

Clerk Of Course:	Stewards:	Timekeeper:
------------------	-----------	-------------

EERC Brands Hatch Open

RACE CLASSIFICATION - RACE 5 - LAP CHART

Lap 1			Lap 2			Lap 3			Lap 4			Lap 5		
No	Behind	Laptime	No	Behind	Laptime	No	Behind	Laptime	No	Behind	Laptime	No	Behind	Laptime
3		1:51.899	3		1:48.223	3		1:48.760	3		1:46.733	3		1:46.390
48	7.548	1:59.447	30	14.934	1:55.407	11	1 LAP	2:12.536	1	1 LAP	3:39.498P	30	28.045	1:50.443
30	7.750	1:59.649	35	16.534	1:56.654	30	18.736	1:52.562	30	23.992	1:51.989	35	29.380	1:50.386
35	8.103	2:00.002	48	17.498	1:58.173	35	19.841	1:52.067	35	25.384	1:52.276	1	1 LAP	1:59.509
15	8.770	2:00.669	1	17.724	1:55.297	48	25.106	1:56.368	11	1 LAP	2:07.484	48	37.582	1:51.709
37	10.612	2:02.511	15	18.338	1:57.791	15	25.514	1:55.936	48	32.263	1:53.890	15	38.067	1:51.671
1	10.650	2:02.549	37	21.330	1:58.941	37	32.486	1:59.916	15	32.786	1:54.005	11	1 LAP	2:05.682
51	17.014	2:08.913	51	27.395	1:58.604	51	38.314	1:59.679	37	43.147	1:57.394	37	53.787	1:57.030
23	18.076	2:09.975	23	30.062	2:00.209	23	53.179	2:11.877	51	48.126	1:56.545	51	57.306	1:55.570
4	28.585	2:20.484	4	46.685	2:06.323	4	1:05.389	2:07.464	23	1:11.590	2:05.144	34	1:14.324	1:48.220
34	1:16.820	3:08.719	34	1:14.370	1:45.773	34	1:12.189	1:46.579	34	1:12.494	1:47.038	23	1:26.933	2:01.733
11	1:34.180	3:26.079							4	1:34.862	2:16.206			

EERC Brands Hatch Open
RACE CLASSIFICATION - RACE 5 - LAP CHART
 (contd.)

Lap 6			Lap 7			Lap 8			Lap 9			Lap 10		
No	Behind	Laptime	No	Behind	Laptime	No	Behind	Laptime	No	Behind	Laptime	No	Behind	Laptime
3		1:45.746	3		1:45.088	3		1:46.739	3		1:45.766	3		1:45.663
30	33.354	1:51.055	4	2 LAPS	3:58.522P	35	1 LAP	3:10.524P	35	1 LAP	1:54.669	11	2 LAPS	2:01.636
35	34.621	1:50.987	30	37.459	1:49.193	23	1 LAP	2:01.048	23	1 LAP	2:03.627	35	1 LAP	1:49.598
1	1 LAP	1:47.524	1	1 LAP	1:48.021	30	39.271	1:48.551	30	40.316	1:46.811	30	43.076	1:48.423
48	43.420	1:51.584	48	48.916	1:50.584	1	1 LAP	1:47.047	1	1 LAP	1:47.449	1	1 LAP	1:48.102
15	43.800	1:51.479	15	49.361	1:50.649	48	54.564	1:52.387	48	1:00.544	1:51.746	23	1 LAP	2:05.482
37	1:05.220	1:57.179	34	1:14.079	1:46.089	4	2 LAPS	2:26.220	15	1:01.555	1:51.622	48	1:06.371	1:51.490
11	1 LAP	2:05.848	37	1:17.720	1:57.588	15	55.699	1:53.077	32	8 LAPS	17:09.300	15	1:07.794	1:51.902
51	1:10.145	1:58.585	51	1:21.884	1:56.827	34	1:12.332	1:44.992	34	1:10.900	1:44.334	34	1:08.716	1:43.479
34	1:13.078	1:44.500	11	1 LAP	2:02.022	37	1:29.006	1:58.025	4	2 LAPS	2:06.057	32	8 LAPS	1:51.883
23	1:43.332	2:02.145				51	1:30.787	1:55.642	37	1:41.661	1:58.421	4	2 LAPS	2:05.378
						11	1 LAP	2:03.670	51	1:42.293	1:57.272			

EERC Brands Hatch Open
RACE CLASSIFICATION - RACE 5 - LAP CHART
 (contd.)

Lap 11			Lap 12			Lap 13			Lap 14			Lap 15		
No	Behind	Laptime	No	Behind	Laptime	No	Behind	Laptime	No	Behind	Laptime	No	Behind	Laptime
3		1:47.239	3		1:46.129	3		1:44.900	3		1:44.475	3		1:45.120
51	1 LAP	1:58.304	4	3 LAPS	2:02.456	51	1 LAP	1:56.527	4	4 LAPS	3:25.960P	4	4 LAPS	2:06.070
11	2 LAPS	2:00.804	51	1 LAP	1:55.880	35	1 LAP	1:49.886	51	1 LAP	1:56.182	35	1 LAP	1:50.244
35	1 LAP	1:49.882	35	1 LAP	1:50.664	30	45.790	1:47.337	35	1 LAP	1:48.444	51	1 LAP	1:57.011
30	42.747	1:46.910	11	2 LAPS	2:00.479	1	1 LAP	1:47.494	30	48.615	1:47.300	1	1 LAP	1:47.484
1	1 LAP	1:49.095	30	43.353	1:46.735	11	2 LAPS	2:03.922	1	1 LAP	1:45.886	48	1 LAP	3:07.335P
23	1 LAP	2:00.163	1	1 LAP	1:47.066	34	1:02.012	1:42.805	15	1 LAP	3:12.711P	34	58.074	1:42.164
34	1:06.501	1:45.024	34	1:04.107	1:43.735	48	1:20.757	1:50.765	34	1:01.030	1:43.493	15	1 LAP	2:01.210
48	1:10.437	1:51.305	48	1:14.892	1:50.584	32	8 LAPS	1:51.287	11	2 LAPS	2:01.554	32	8 LAPS	1:50.155
15	1:10.719	1:50.164	15	1:15.856	1:51.266	37	1 LAP	1:46.428	32	8 LAPS	1:48.586	11	2 LAPS	2:01.909
32	8 LAPS	1:50.032	32	8 LAPS	1:49.819				37	1 LAP	1:44.960	37	1 LAP	1:44.517
37	1 LAP	3:22.642P	37	1 LAP	1:55.161									

EERC Brands Hatch Open
RACE CLASSIFICATION - RACE 5 - LAP CHART
 (contd.)

Lap 16			Lap 17			Lap 18			Lap 19			Lap 20		
No	Behind	Laptime	No	Behind	Laptime	No	Behind	Laptime	No	Behind	Laptime	No	Behind	Laptime
3		1:44.678	3		1:46.249	34		1:44.378	34		1:43.098	34		1:41.710
30	1 LAP	3:08.292P	11	3 LAPS	2:01.643	4	4 LAPS	1:57.928	1	2 LAPS	3:31.682P	11	3 LAPS	1:59.839
4	4 LAPS	1:53.626	30	1 LAP	1:52.925	35	1 LAP	1:48.807	35	1 LAP	1:48.961	35	1 LAP	1:47.290
35	1 LAP	1:50.676	51	2 LAPS	3:19.770P	51	2 LAPS	2:05.566	48	1 LAP	1:45.021	48	1 LAP	1:45.195
1	1 LAP	1:47.775	4	4 LAPS	1:57.476	48	1 LAP	1:44.346	4	4 LAPS	2:02.810	1	2 LAPS	2:00.190
34	56.298	1:42.902	34	53.932	1:43.883	3	25.973	3:04.283P	51	2 LAPS	1:58.131	51	2 LAPS	1:57.401
48	1 LAP	1:56.909	35	1 LAP	1:50.827	15	1 LAP	1:52.563	3	36.726	1:53.851	3	40.422	1:45.406
15	1 LAP	1:53.378	1	1 LAP	1:52.081	32	8 LAPS	1:46.911	32	8 LAPS	1:46.699	37	1 LAP	1:45.111
32	8 LAPS	1:48.614	48	1 LAP	1:44.414	37	1 LAP	1:44.594	37	1 LAP	1:45.332	32	8 LAPS	1:46.638
37	1 LAP	1:44.992	15	1 LAP	1:52.985	30	1:18.796	1:41.712	15	1 LAP	1:53.424	15	1 LAP	1:53.168
			32	8 LAPS	1:46.504	11	2 LAPS	1:58.971	30	1:16.628	1:40.930	30	1:15.270	1:40.352
			37	1 LAP	1:45.070									
			11	2 LAPS	1:59.968									
			30	2:15.394	1:41.609									

EERC Brands Hatch Open
RACE CLASSIFICATION - RACE 5 - LAP CHART
 (contd.)

Lap 21			Lap 22			Lap 23			Lap 24			Lap 25		
No	Behind	Laptime	No	Behind	Laptime	No	Behind	Laptime	No	Behind	Laptime	No	Behind	Laptime
34		1:40.624	34		1:40.940	34		1:41.234	34		1:41.413	34		1:40.222
11	3 LAPS	1:58.732	48	1 LAP	1:44.083	48	1 LAP	1:42.994	15	2 LAPS	1:52.443	15	2 LAPS	1:52.083
4	5 LAPS	3:21.157P	35	1 LAP	1:48.250	35	1 LAP	1:46.692	48	1 LAP	1:42.223	48	1 LAP	1:41.919
48	1 LAP	1:44.479	11	3 LAPS	1:59.185	3	52.927	1:45.885	35	1 LAP	1:47.533	1	5 LAPS	6:42.646P
35	1 LAP	1:48.836	4	5 LAPS	2:04.141	11	3 LAPS	1:58.213	3	55.451	1:43.937	35	1 LAP	1:47.213
1	2 LAPS	1:51.373	3	48.276	1:44.202	4	5 LAPS	1:56.785	37	1 LAP	1:44.929	3	58.844	1:43.615
3	45.014	1:45.216	37	1 LAP	1:44.861	37	1 LAP	1:43.826	30	1:10.523	1:40.267	30	1:09.491	1:39.190
51	2 LAPS	1:56.928	32	8 LAPS	1:46.662	32	8 LAPS	1:45.739	11	3 LAPS	1:59.652	37	1 LAP	1:43.281
37	1 LAP	1:44.220	51	2 LAPS	1:55.880	30	1:11.669	1:39.596	32	8 LAPS	1:47.275	32	8 LAPS	1:48.977
32	8 LAPS	1:46.288	30	1:13.307	1:39.554	51	2 LAPS	1:53.533	4	5 LAPS	1:58.642	11	3 LAPS	1:58.292
30	1:14.693	1:40.047	15	1 LAP	1:52.396				51	2 LAPS	1:54.064	4	5 LAPS	1:59.748
15	1 LAP	1:53.401												

EERC Brands Hatch Open
RACE CLASSIFICATION - RACE 5 - LAP CHART
 (contd.)

Lap 26			Lap 27			Lap 28			Lap 29			Lap 30		
No	Behind	Laptime	No	Behind	Laptime	No	Behind	Laptime	No	Behind	Laptime	No	Behind	Laptime
34		1:41.851	34		1:42.602	34		1:40.519	34		1:42.612			
51	3 LAPS	1:54.223	11	4 LAPS	1:58.576	4	6 LAPS	1:56.122	4	6 LAPS	1:52.359			
15	2 LAPS	1:51.520	4	6 LAPS	1:55.052	11	4 LAPS	1:59.525	48	1 LAP	1:43.709			
48	1 LAP	1:41.899	51	3 LAPS	1:53.661	51	3 LAPS	1:52.722	11	4 LAPS	2:00.615			
1	5 LAPS	1:57.941	48	1 LAP	1:42.278	48	1 LAP	1:42.158	51	3 LAPS	1:55.090			
35	1 LAP	1:46.609	15	2 LAPS	1:51.616	15	2 LAPS	1:51.235	15	2 LAPS	1:52.246			
3	1:00.901	1:43.908	1	5 LAPS	1:45.389	30	1:03.209	1:40.990	30	59.124	1:38.527			
30	1:06.832	1:39.192	3	1:02.212	1:43.913	1	5 LAPS	1:45.388	1	5 LAPS	1:46.023			
37	1 LAP	1:44.123	30	1:02.738	1:38.508	3	1:05.650	1:43.957	3	1:08.320	1:45.282			
32	8 LAPS	1:47.236	35	1 LAP	1:49.682	35	1 LAP	1:46.968	35	1 LAP	1:45.091			
			37	1 LAP	1:43.615	37	1 LAP	1:43.493	37	1 LAP	1:42.237			
			32	8 LAPS	1:47.294	32	8 LAPS	1:46.502	32	8 LAPS	1:46.260			

EERC Brands Hatch Open COMBINED RACE CLASSIFICATION

POS	NO	CL	NAME	CAR	TIME	LAPS	GAP	MPH	BEST
1	48		Greensall/Davidson/Wilson	BMW M3 E36	1:43:45.387	57		86.43	1:41.899
2	3		Seldon/O'Brien	BMW M3 E36	1:44:40.209	56	1 LAP	84.17	1:43.615
3	30		Masarati/Donovan	Porsche	1:45:43.185	56	1 LAP	83.34	1:38.508
4	37		Bennett/Richardson	BMW M3 GTR	1:45:50.972	56	1 LAP	83.24	1:42.237
5	35		Gamski	Ferrari 355 Challenge	1:46:09.986	54	3 LAPS	80.02	1:45.091
6	15		Griffiths/Hyde	TVR Tuscan	1:45:54.452	53	4 LAPS	78.73	1:47.844
7	51		Charlton/Charlton	Lotus Elise Sport	1:44:44.498	50	7 LAPS	75.11	1:51.558
8	11		Edwards/Newman	Marcos Mantis	1:43:31.218	48	9 LAPS	72.95	1:58.213
9	4		Bryant/Bryant	Ferrari 360 GT	1:44:46.614	47	10 LAPS	70.58	1:52.329
10	32		Rodriguez/Dawe	BMW M3 CSL	1:46:46.894	47	10 LAPS	69.25	1:45.739
11	34		Mullen/Niarchos	Ferrari	1:21:21.744	46	11 LAPS	88.95	1:40.222
NOT CLASSIFIED									
23			Treasure/Cummins	Lotus Elise Sport	1:13:52.456	32	D.N.F.	68.16	2:00.163
22			Griffin/Waterworth	Chrysler Viper V10	52:22.114	27	D.N.F.	81.13	1:47.311
1			Donaldson/Donaldson/Povey	BMW M3 GTR	58:01.590	26	N.C.F.	70.51	1:45.388
5			Hurst/Wood	Audi A4 Supertourer	44:41.877	20	D.N.F.	70.41	1:46.972
43			Burton/Flux	Ferrari 360 Challenge	15:59.477	1	D.N.F.	9.90	
FASTEST LAP									
30			Masarati/Donovan	Porsche	1:38.508	54	95.82mph	154.21kph	

Weather / Track : Cloudy / Wet

These results are provisional until the conclusion of any judicial and technical matters.

Brands Hatch GP
Circuit Length = 2.6220 miles.
Start: 13:37 End: 14:29

Clerk Of Course:	Stewards:	Timekeeper:
------------------	-----------	-------------

Britcar

QUALIFYING - RACE 6

POS	NO	CL	NAME	ENTRY	TIME	LAPS	GAP	MPH
1	48	2	Greensall/Wilson	BMW M3 E36	1:42.859	8		91.76
2	33	2	Smith/Cuff	BMW M3 E36	1:43.398	12	0.539	91.29
3	3	2	Seldon/O'Brien	BMW M3 E36	1:43.537	12	0.678	91.16
4	37	2	Bennett/Dane	BMW M3 E36 GTR	1:43.881	8	1.022	90.86
5	40	2	Kempton/Allen	BMW M3 E46	1:44.212	14	1.353	90.57
6	63	3	Lemmer/Blencowe	Honda Civic Type R	1:47.165	10	4.306	88.08
7	1	1	Rouse/Rouse	Mercedes 190evo2 DTM	1:47.361	13	4.502	87.92
8	80	2	Leggate/Reed	MG ZR 190 Judd	1:47.945	14	5.086	87.44
9	67	3	Stephens/Caine	BMW M3 E30	1:48.117	15	5.258	87.30
10	5	1	Adams/Ward	Ferrari 360	1:48.280	9	5.421	87.17
11	32	2	Rodriguez/Moore	BMW M3 CSL	1:48.566	13	5.707	86.94
12	21	1	Harrison/Lesneiwski	Marcos Mantis	1:49.384	10	6.525	86.29
13	12	1	Bullock/Parsons	Marcos Mantis	1:49.717	13	6.858	86.03
14	60	3	Graves/Lemmer	Honda Accord Type R	1:50.560	13	7.701	85.37
15	61	3	Demetriou/Nicolas	Honda Integra Type R	1:50.937	14	8.078	85.08
16	26	1	Gilbert/Farrell	TVR Tuscan	1:51.173	11	8.314	84.90
17	66	3	Norchi/Johnson	Volvo S60TS	1:51.679	12	8.820	84.52
18	76	2	Fenton/Gardiner	BMW M3 E36	1:52.044	14	9.185	84.24
19	2	1	Clarkin/Simms	Honda Accord S'Tour	1:52.086	8	9.227	84.21
20	84	3	Mussi/Simmonds	Renault Clio Cup	1:53.444	13	10.585	83.20
21	6	2	Watt/Phillips	BMW M3 CSL	1:53.877	13	11.018	82.88
22	72	3	Jackson	Ford Focus RS	1:54.742	6	11.883	82.26
23	86	3	Reynolds/Field	Honda Integra Type R	1:56.270	13	13.411	81.18
24	58	2	Bennett/Donovan	BMW M3 E36	1:58.259	9	15.400	79.81
25	89	3	Clements/Webber	Renault Megane Coupe	1:58.467	8	15.608	79.67
26	94	4	Severs/House	Honda Civic CRX	2:00.109	9	17.250	78.58
27	78	3	Turner/Allard	VW Golf DTI	2:00.483	11	17.624	78.34
28	99	4	Smith/Cope	Alfa Romeo 156	2:01.193	10	18.334	77.88
29	59	4	Laslett	Ford Fiesta	2:02.178	13	19.319	77.25
30	90	4	Connor/Abbott/Wiltshire	Honda Civic R	2:11.574	3	28.715	71.74
31	91	4	Connor/Abbott/Wiltshire	Fiesta	2:12.326	12	29.467	71.33

Weather / Track : Cloudy / Wet

These results are provisional until the conclusion of any judicial and technical matters.

Brands Hatch GP
Circuit Length = 2.6220 miles.
Start: 16:03 End: 16:33

Clerk Of Course:	Stewards:	Timekeeper:
------------------	-----------	-------------

Britcar QUALIFYING - LAP ANALYSIS

1	Rouse/Rouse	Mercedes 190evo2 DTM
1 - 4:01.916	6 - 1:53.548	11 - 1:47.361
2 - 1:48.483	7 - 1:51.438	12 - 3:06.469P
3 - 1:48.614	8 - 1:48.227	13 - 1:54.319
4 - 4:55.895P	9 - 1:49.153	
5 - 2:06.904	10 - 1:48.955	
2	Clarkin/Simms	Honda Accord S'Tour
1 - 2:13.756	6 - 5:26.309P	
2 - 1:53.201	7 - 3:30.358	
3 - 1:52.086	8 - 1:58.718	
4 - 1:54.192		
5 - 1:55.273		
3	Seldon/O'Brien	BMW M3 E36
1 - 3:01.038	6 - 1:45.970	11 - 1:50.248
2 - 1:49.561	7 - 2:07.685	12 - 1:46.200
3 - 2:10.401	8 - 1:43.537	
4 - 4:36.703P	9 - 4:24.313P	
5 - 2:44.360	10 - 2:30.152	
5	Adams/Ward	Ferrari 360
1 - 2:49.876	6 - 1:49.959	
2 - 1:52.229	7 - 2:05.760	
3 - 1:50.046	8 - 1:49.822	
4 - 4:40.770P	9 - 1:48.280	
5 - 2:07.886		
6	Watt/Phillips	BMW M3 CSL
1 - 2:52.012	6 - 1:57.489	11 - 2:16.959
2 - 2:01.931	7 - 1:56.874	12 - 2:07.646
3 - 2:00.589	8 - 1:54.620	13 - 1:59.169
4 - 2:11.541	9 - 1:53.877	
5 - 3:01.475	10 - 3:50.667P	
12	Bullock/Parsons	Marcos Mantis
1 - 2:30.953	6 - 2:17.594	11 - 1:50.260
2 - 2:00.239	7 - 1:58.394	12 - 1:52.203
3 - 1:57.482	8 - 1:55.528	13 - 1:49.717
4 - 2:31.248	9 - 1:53.813	
5 - 4:44.777P	10 - 1:52.063	

Britcar QUALIFYING - LAP ANALYSIS

(contd.)

21	Harrison/Lesneiwski	Marcos Mantis		
1 -	2:36.872	6 -	1:52.517	
2 -	2:02.234	7 -	1:51.121	
3 -	2:01.217	8 -	1:49.838	
4 -	X:00.000P	9 -	1:49.534	
5 -	2:14.230	10 -	1:49.384	
26	Gilbert/Farrell	TVR Tuscan		
1 -	2:35.614	6 -	2:08.725	11 - 1:52.923
2 -	2:02.768	7 -	4:09.676P	
3 -	2:02.714	8 -	2:05.749	
4 -	2:20.309	9 -	1:51.173	
5 -	3:39.851P	10 -	1:51.779	
32	Rodriguez/Moore	BMW M3 CSL		
1 -	4:38.579P	6 -	1:49.174	11 - 1:53.799
2 -	2:07.099	7 -	1:48.566	
3 -	2:18.766	8 -	3:15.161P	13 - 1:50.306
4 -	2:58.389	9 -	2:02.253	
5 -	1:56.679	10 -	1:55.090	
33	Smith/Cuff	BMW M3 E36		
1 -	2:33.025	6 -	2:01.374	11 - 1:51.781
2 -	1:46.169	7 -	1:52.065	
3 -	1:43.398	8 -	3:42.506P	
4 -	4:14.851P	9 -	1:54.506	
5 -	2:29.722	10 -	1:49.187	
37	Bennett/Dane	BMW M3 E36 GTR		
1 -	X:00.000P	6 -	1:53.612	
2 -	1:56.892	7 -	1:54.069	
3 -	1:43.881	8 -	1:58.789	
4 -	4:36.799P			
5 -	2:03.868			
40	Kempton/Allen	BMW M3 E46		
1 -	2:51.289	6 -	1:52.410	11 - 1:45.687
2 -	1:55.080	7 -	1:51.158	
3 -	1:55.053	8 -	3:22.241P	13 - 1:44.603
4 -	2:20.976	9 -	2:18.970	14 - 1:44.212
5 -	2:58.665	10 -	1:46.353	

Britcar QUALIFYING - LAP ANALYSIS

(contd.)

48	Greensall/Wilson	BMW M3 E36		
1 -	2:36.034	6 -	1:59.375	
2 -	1:55.617	7 -	1:43.844	
3 -	1:53.462	8 -	1:42.859	
4 -	2:33.601			
5 -	X:00.000P			
58	Bennett/Donovan	BMW M3 E36		
1 -	2:22.295	6 -	2:37.282	
2 -	2:00.154	7 -	2:26.704	
3 -	1:58.259	8 -	2:18.951	
4 -	2:37.200			
5 -	4:52.606P			
59	Laslett	Ford Fiesta		
1 -	3:36.959	6 -	2:11.907	11 - 2:03.144
2 -	2:08.585	7 -	2:04.106	12 - 2:02.862
3 -	2:07.162	8 -	2:02.178	13 - 2:05.499
4 -	2:08.985			
5 -	3:10.340P	10 -	2:02.932	
60	Graves/Lemmer	Honda Accord Type R		
1 -	3:13.096	6 -	1:51.719	11 - 1:51.559
2 -	1:56.577	7 -	1:51.068	12 - 1:50.560
3 -	1:54.437	8 -	1:52.394	13 - 1:51.055
4 -	6:00.917P			
5 -	1:58.839	10 -	2:01.551	
61	Demetriou/Nicolas	Honda Integra Type R		
1 -	2:15.449	6 -	4:13.150P	11 - 1:50.937
2 -	1:52.575	7 -	2:00.911	
3 -	1:52.001	8 -	1:53.344	13 - 2:00.770
4 -	1:51.666	9 -	1:51.787	
5 -	1:56.859	10 -	1:52.646	
63	Lemmer/Blencowe	Honda Civic Type R		
1 -	3:07.906	6 -	2:00.287	
2 -	1:48.228	7 -	1:49.649	
3 -	1:47.418	8 -	1:50.353	
4 -	7:03.891P			
5 -	3:12.510P	10 -	1:47.165	

Britcar QUALIFYING - LAP ANALYSIS

(contd.)

66	Norchi/Johnson	Volvo S60TS			
1 -	2:39.944	6 -	1:56.814	11 -	1:56.709
2 -	1:53.819	7 -	1:56.153	12 -	1:58.782
3 -	1:51.679	8 -	1:56.407		
4 -	4:35.427P	9 -	1:57.063		
5 -	2:26.197	10 -	1:56.586		
67	Stephens/Caine	BMW M3 E30			
1 -	2:26.286	6 -	2:26.140	11 -	1:58.360
2 -	1:52.762	7 -	1:55.566	12 -	1:58.087
3 -	1:49.216	8 -	1:48.117	13 -	1:54.984
4 -	1:49.064	9 -	3:18.971P	14 -	1:56.484
5 -	2:09.264	10 -	2:16.181	15 -	1:56.483
72	Jackson	Ford Focus RS			
1 -	3:27.373	6 -	2:03.207		
2 -	1:57.326				
3 -	1:54.742				
4 -	2:01.336				
5 -	2:50.126				
76	Fenton/Gardiner	BMW M3 E36			
1 -	2:33.599	6 -	1:58.978	11 -	1:52.248
2 -	1:56.036	7 -	1:52.665	12 -	1:54.890
3 -	1:54.062	8 -	3:45.782P	13 -	1:52.044
4 -	3:43.593P	9 -	2:02.981	14 -	1:52.577
5 -	2:27.199	10 -	1:56.349		
78	Turner/Allard	VW Golf DTI			
1 -	2:41.962	6 -	2:00.828	11 -	2:15.333
2 -	2:05.701	7 -	2:02.188		
3 -	2:00.483	8 -	3:45.305P		
4 -	2:17.007	9 -	2:24.368		
5 -	3:01.367	10 -	2:12.187		
80	Leggate/Reed	MG ZR 190 Judd			
1 -	2:12.453	6 -	2:08.000	11 -	1:54.755
2 -	1:49.571	7 -	1:54.243	12 -	1:56.116
3 -	1:47.945	8 -	1:52.215	13 -	1:50.190
4 -	1:49.134	9 -	1:48.730	14 -	1:48.714
5 -	4:48.763P	10 -	2:26.772		

Britcar QUALIFYING - LAP ANALYSIS

(contd.)

84	Mussi/Simmonds	Renault Clio Cup
1 - 3:15.179	6 - 5:36.101P	11 - 1:53.444
2 - 2:08.155	7 - 2:12.497	12 - 1:56.354
3 - 2:01.514	8 - 1:55.407	13 - 2:00.724
4 - 2:03.543	9 - 1:56.595	
5 - 2:45.530	10 - 1:55.483	
86	Reynolds/Field	Honda Integra Type R
1 - 2:42.215	6 - 4:17.440P	11 - 1:56.270
2 - 2:01.965	7 - 2:06.467	12 - 1:56.642
3 - 1:59.222	8 - 1:58.156	13 - 1:56.693
4 - 2:20.147	9 - 1:58.935	
5 - 2:58.892	10 - 1:57.399	
89	Clements/Webber	Renault Megane Coupe
1 - 3:13.795	6 - 1:58.689	
2 - 2:03.915	7 - 3:31.574P	
3 - 1:58.467	8 - 2:50.655P	
4 - 2:03.115		
5 - 2:49.848		
90	Connor/Abbott/Wiltshire	Honda Civic R
1 - 3:37.135		
2 - 2:11.574		
3 - 2:11.581		
91	Connor/Abbott/Wiltshire	Fiesta
1 - 3:38.109	6 - 2:13.788	11 - 2:28.085
2 - 2:12.326	7 - 2:13.656	12 - 2:12.535
3 - 2:22.947	8 - 2:13.243	
4 - 2:19.984	9 - 2:12.905	
5 - 2:19.370	10 - 4:13.740P	
94	Severs/House	Honda Civic CRX
1 - 3:13.170	6 - 3:26.368P	
2 - 2:15.341	7 - 2:12.771	
3 - X:00.000P	8 - 2:01.303	
4 - 2:26.829	9 - 2:00.109	
5 - 2:22.152		

Britcar QUALIFYING - LAP ANALYSIS

(contd.)

99	Smith/Cope	Alfa Romeo 156
1 - 2:50.204	6 - 2:17.473	
2 - 2:05.323	7 - 2:04.006	
3 - 2:01.193	8 - 2:02.595	
4 - 2:11.510	9 - 3:42.033P	
5 - 5:11.814P	10 - 2:14.562	

**Britcar
GRID - RACE 6**

ROW 16	91	Connor/Abbott/Wiltshire	
ROW 15	59	Laslett	90 Connor/Abbott/Wiltshire
ROW 14	78	Turner/Allard	99 Smith/Cope
ROW 13	89	Clements/Webber	94 Severs/House
ROW 12	86	Reynolds/Field	58 Bennett/Donovan
ROW 11	6	Watt/Phillips	72 Jackson
ROW 10	2	Clarkin/Simms	84 Mussi/Simmonds
ROW 9	66	Norchi/Johnson	76 Fenton/Gardiner
ROW 8	61	Demetriou/Nicolas	26 Gilbert/Farrell
ROW 7	12	Bullock/Parsons	60 Graves/Lemmer
ROW 6	32	Rodriguez/Moore	21 Harrison/Lesneiwski
ROW 5	67	Stephens/Caine	5 Adams/Ward
ROW 4	1	Rouse/Rouse	80 Leggate/Reed
ROW 3	40	Kempton/Allen	63 Lemmer/Blencowe
ROW 2	3	Seldon/O'Brien	37 Bennett/Dane
ROW 1	48	Greensall/Wilson	33 Smith/Cuff
POLE			



Weather / Track : Cloudy / Wet Brands Hatch GP
These results are provisional until the conclusion of any judicial and technical matters. Circuit Length = 2.6220 miles.
 Start: 16:03 End: 16:33

Clerk Of Course:	Stewards:	Timekeeper:
------------------	-----------	-------------

Britcar

RACE CLASSIFICATION - RACE 6

POS	NO	CL	NAME	ENTRY	TIME	LAPS	GAP	MPH	BEST
1	33	2	Smith/Cuff	BMW M3 E36	1:30:06.927	45		78.57	1:42.028
2	37	2	Bennett/Dane	BMW M3 E36 GTR	1:30:25.826	45	18.899	78.29	1:41.658
3	3	2	Seldon/O'Brien	BMW M3 E36	1:30:14.041	44	1 LAP	76.72	1:44.090
4	48	2	Greensall/Wilson	BMW M3 E36	1:30:16.861	44	1 LAP	76.68	1:44.377
5	40	2	Kempton/Allen	BMW M3 E46	1:30:25.267	44	1 LAP	76.56	1:44.764
6	63	3	Lemmer/Blencowe	Honda Civic Type R	1:30:25.848	44	1 LAP	76.55	1:46.788
7	72	3	Jackson	Ford Focus RS	1:30:28.030	44	1 LAP	76.52	1:47.679
8	32	2	Rodriguez/Moore	BMW M3 CSL	1:30:37.525	44	1 LAP	76.39	1:46.362
9	60	3	Graves/Lemmer	Honda Accord Type R	1:30:09.884	43	2 LAPS	75.03	1:48.928
10	76	2	Fenton/Gardiner	BMW M3 E36	1:30:19.060	43	2 LAPS	74.91	1:47.515
11	5	1	Adams/Ward	Ferrari 360	1:30:36.594	43	2 LAPS	74.67	1:48.174
12	12	1	Bullock/Parsons	Marcos Mantis	1:30:59.298	43	2 LAPS	74.36	1:50.425
13	6	2	Watt/Phillips	BMW M3 CSL	1:32:00.038	43	2 LAPS	73.54	1:47.922
14	78	3	Turner/Allard	VW Golf DTI	1:30:49.518	41	4 LAPS	71.02	1:54.567
15	90	4	Connor/Abbott/Wiltshire	Honda Civic R	1:31:14.547	41	4 LAPS	70.70	1:56.496
16	58	2	Bennett/Donovan	BMW M3 E36	1:30:04.889	40	5 LAPS	69.86	1:53.016
17	99	4	Smith/Cope	Alfa Romeo 156	1:30:51.643	40	5 LAPS	69.27	1:55.642
18	94	4	Severs/House	Honda Civic CRX	1:31:09.044	39	6 LAPS	67.32	1:58.006
19	59	4	Laslett	Ford Fiesta	1:31:23.786	39	6 LAPS	67.14	2:01.721
20	91	4	Connor/Abbott/Wiltshire	Fiesta	1:31:34.934	38	7 LAPS	65.28	2:05.644
21	67	3	Stephens/Caine	BMW M3 E30	1:30:33.614	37	8 LAPS	64.28	1:47.534
22	80	2	Leggate/Reed	MG ZR 190 Judd	1:12:31.094	36	9 LAPS	78.11	1:44.306

NOT CLASSIFIED

84	3	Mussi/Simmonds	Renault Clio Cup	1:30:38.467	32	N.C.F.	55.55	1:51.074
86	3	Reynolds/Field	Honda Integra Type R	1:11:14.458	29	D.N.F.	64.05	1:56.167
66	3	Norchi/Johnson	Volvo S60TS	1:30:39.914	29	N.C.F.	50.33	1:49.153
26	1	Gilbert/Farrell	TVR Tuscan	57:02.494	25	D.N.F.	68.97	1:57.472
1	1	Rouse/Rouse	Mercedes 190evo2 DTM	45:21.377	22	D.N.F.	76.33	1:42.418
61	3	Demetriou/Nicolas	Honda Integra Type R	33:52.374	15	D.N.F.	69.70	1:49.282
89	3	Clements/Webber	Renault Megane Coupe	24:55.560	10	D.N.F.	63.16	1:54.622
2	1	Clarkin/Simms	Honda Accord S'Tour	28:51.602	4	D.N.F.	21.84	1:55.588
21	1	Harrison/Lesneiwski	Marcos Mantis	1:58.497	1	D.N.F.	80.23	1:58.497

FASTEST LAP

37	2	Bennett/Dane	BMW M3 E36 GTR	1:41.658	19	92.85mph	149.43kph
1	1	Rouse/Rouse	Mercedes 190evo2 DTM	1:42.418	14	92.16mph	148.32kph
63	3	Lemmer/Blencowe	Honda Civic Type R	1:46.788	10	88.39mph	142.25kph
99	4	Smith/Cope	Alfa Romeo 156	1:55.642	30	81.62mph	131.36kph

Weather / Track : Cloudy / Damp

These results are provisional until the conclusion of any judicial and technical matters.

Brands Hatch GP
Circuit Length = 2.6220 miles.
Start: 16:56 End: 18:27

Clerk Of Course:	Stewards:	Timekeeper:
------------------	-----------	-------------

Britcar

RACE CLASSIFICATION - RACE 6 - LAP CHART

Lap 1			Lap 2			Lap 3			Lap 4			Lap 5		
No	Behind	Laptime	No	Behind	Laptime	No	Behind	Laptime	No	Behind	Laptime	No	Behind	Laptime
33		1:45.775	33		1:44.309	33		2:36.363	33		3:03.607	33		2:59.140
37	0.520	1:46.295	37	0.686	1:44.475	37	0.625	2:36.302	37	0.678	3:03.660	37	0.838	2:59.300
3	1.589	1:47.364	3	2.554	1:45.274	3	1.829	2:35.638	3	2.186	3:03.964	3	4.925	3:01.879
1	4.181	1:49.956	1	5.206	1:45.334	1	3.759	2:34.916	1	3.130	3:02.978	1	5.815	3:01.825
40	5.344	1:51.119	40	6.676	1:45.641	40	4.772	2:34.459	40	4.018	3:02.853	40	7.049	3:02.171
48	8.785	1:54.560	80	13.114	1:47.982	80	5.627	2:28.876	80	5.530	3:03.510	80	8.673	3:02.283
80	9.441	1:55.216	63	14.075	1:48.671	63	6.697	2:28.985	63	6.964	3:03.874	63	10.258	3:02.434
63	9.713	1:55.488	48	17.289	1:52.813	48	7.472	2:26.546	48	7.837	3:03.972	48	10.909	3:02.212
32	10.032	1:55.807	32	17.617	1:51.894	32	8.427	2:27.173	32	8.688	3:03.868	32	11.841	3:02.293
21	12.722	1:58.497	61	19.645	1:50.668	61	9.203	2:25.921	61	9.259	3:03.663	61	12.683	3:02.564
61	13.286	1:59.061	5	21.581	1:50.801	5	10.101	2:24.883	5	10.325	3:03.831	5	13.542	3:02.357
60	14.101	1:59.876	60	23.953	1:54.161	60	11.083	2:23.493	60	11.389	3:03.913	60	14.609	3:02.360
5	15.089	2:00.864	12	28.145	1:53.385	12	13.239	2:21.457	12	12.877	3:03.245	12	17.330	3:03.593
12	19.069	2:04.844	76	30.113	1:55.165	76	14.295	2:20.545	76	13.650	3:02.962	76	18.706	3:04.196
76	19.257	2:05.032	72	43.799	1:54.892	72	15.532	2:08.096	72	14.147	3:02.222	72	19.841	3:04.834
84	25.456	2:11.231	84	44.082	2:02.935	84	16.773	2:09.054	84	14.819	3:01.653	84	20.961	3:05.282
26	26.625	2:12.400	86	44.628	2:01.216	86	17.701	2:09.436	86	16.285	3:02.191	86	21.788	3:04.643
58	27.121	2:12.896	89	44.868	2:01.005	89	18.733	2:10.228	89	17.376	3:02.250	89	22.991	3:04.755
86	27.721	2:13.496	58	45.498	2:02.686	58	19.948	2:10.813	58	18.430	3:02.089	58	24.006	3:04.716
89	28.172	2:13.947	26	46.854	2:04.538	26	21.197	2:10.706	26	20.059	3:02.469	26	24.737	3:03.818
6	29.221	2:14.996	6	48.914	2:04.002	6	23.065	2:10.514	6	21.584	3:02.126	6	25.978	3:03.534
72	33.216	2:18.991	99	57.015	2:03.388	99	25.127	2:04.475	90	23.636	3:01.306	90	27.263	3:02.767
59	37.291	2:23.066	90	57.801	2:03.686	90	25.937	2:04.499	59	24.421	2:59.959	59	28.047	3:02.766
78	37.658	2:23.433	59	59.675	2:06.693	59	28.069	2:04.757	78	25.064	2:48.877	78	28.646	3:02.722
99	37.936	2:23.711	78	1:04.316	2:10.967	78	39.794	2:11.841	94	26.825	2:40.484	94	31.151	3:03.466
90	38.424	2:24.199	94	1:10.391	2:13.159	94	49.948	2:15.920	99	28.269	3:06.749	99	32.249	3:03.120
94	41.541	2:27.316	91	1:22.131	2:17.455	91	1:10.105	2:24.337	91	29.616	2:23.118	91	33.290	3:02.814
91	48.985	2:34.760												

Britcar

RACE CLASSIFICATION - RACE 6 - LAP CHART

(contd.)

Lap 6			Lap 7			Lap 8			Lap 9			Lap 10		
No	Behind	Laptime	No	Behind	Laptime	No	Behind	Laptime	No	Behind	Laptime	No	Behind	Laptime
33		3:12.907	33		2:51.477	33		2:37.584	37		1:44.196	37		1:43.276
37	0.645	3:12.714	37	1.869	2:52.701	37	0.354	2:36.069	33	0.761	1:45.311	33	0.592	1:43.107
3	2.523	3:10.505	3	3.127	2:52.081	1	1.428	2:35.261	1	2.366	1:45.488	1	2.251	1:43.161
1	3.279	3:10.371	1	3.751	2:51.949	3	1.580	2:36.037	3	4.173	1:47.143	40	7.910	1:46.402
40	4.276	3:10.134	40	4.852	2:52.053	40	2.014	2:34.746	40	4.784	1:47.320	80	9.020	1:46.628
80	5.922	3:10.156	80	5.535	2:51.090	80	2.377	2:34.426	80	5.668	1:47.841	3	9.161	1:48.264
63	7.948	3:10.597	63	6.034	2:49.563	63	2.856	2:34.406	63	6.476	1:48.170	63	9.988	1:46.788
48	8.638	3:10.636	48	6.759	2:49.598	48	3.500	2:34.325	32	7.301	1:47.992	32	10.387	1:46.362
32	9.402	3:10.468	32	7.434	2:49.509	32	3.859	2:34.009	2	8 LAPS	2:48.784P	61	21.930	1:50.869
61	10.170	3:10.394	61	8.014	2:49.321	61	4.426	2:33.996	5	12.659	1:51.856	60	22.515	1:51.621
5	10.981	3:10.346	5	9.059	2:49.555	5	5.353	2:33.878	60	14.170	1:52.559	5	24.932	1:55.549
60	13.983	3:12.281	60	10.066	2:47.560	60	6.161	2:33.679	61	14.337	1:54.461	12	26.327	1:53.719
12	15.876	3:11.453	12	11.138	2:46.739	12	7.141	2:33.587	12	15.884	1:53.293	72	26.379	1:52.745
76	16.487	3:10.688	76	11.711	2:46.701	76	8.046	2:33.919	72	16.910	1:51.748	76	27.024	1:52.110
72	18.704	3:11.770	72	12.513	2:45.286	72	9.712	2:34.783	76	18.190	1:54.694	48	27.708	1:52.066
84	19.761	3:11.707	84	13.247	2:44.963	84	11.277	2:35.614	48	18.918	1:59.968	89	36.572	1:54.622
86	20.958	3:12.077	86	14.587	2:45.106	86	12.587	2:35.584	89	25.226	1:56.671	2	8 LAPS	2:07.006
89	22.177	3:12.093	89	15.467	2:44.767	89	13.105	2:35.222	86	25.702	1:57.665	58	38.491	1:55.884
58	23.100	3:12.001	58	16.682	2:45.059	58	14.102	2:35.004	58	25.883	1:56.331	86	39.599	1:57.173
26	24.257	3:12.427	26	17.521	2:44.741	26	14.482	2:34.545	26	27.999	1:58.067	26	42.195	1:57.472
6	25.456	3:12.385	6	18.269	2:44.290	6	16.135	2:35.450	90	30.635	1:58.000	90	43.855	1:56.496
90	27.271	3:12.915	90	18.647	2:42.853	90	17.185	2:36.122	6	31.323	1:59.738	6	47.299	1:59.252
59	28.042	3:12.902	59	20.270	2:43.705	59	17.993	2:35.307	99	37.053	1:59.784	66	6 LAPS	1:54.497
78	28.772	3:13.033	78	21.455	2:44.160	78	18.792	2:34.921	59	37.377	2:03.934	99	54.646	2:00.869
94	30.201	3:11.957	66	6 LAPS	18:37.241P	94	21.607	2:35.871	66	6 LAPS	1:55.399	59	57.631	2:03.530
99	31.425	3:12.083	94	23.320	2:44.596	99	21.819	2:34.745	78	40.256	2:06.014	78	1:03.499	2:06.519
91	32.642	3:12.259	99	24.658	2:44.710	91	24.639	2:35.567	94	45.194	2:08.137	91	1:22.805	2:12.428
67	5 LAPS	17:31.388P	91	26.656	2:45.491	66	6 LAPS	2:42.471	91	53.653	2:13.564	67	5 LAPS	1:58.287
			67	5 LAPS	2:26.188	67	5 LAPS	2:00.222	67	5 LAPS	2:00.311			

Britcar

RACE CLASSIFICATION - RACE 6 - LAP CHART

(contd.)

Lap 11			Lap 12			Lap 13			Lap 14			Lap 15		
No	Behind	Laptime	No	Behind	Laptime	No	Behind	Laptime	No	Behind	Laptime	No	Behind	Laptime
37		1:42.824	37		1:42.863	37		1:43.462	37		1:42.744	37		1:42.976
33	0.312	1:42.544	33	0.416	1:42.967	33	0.273	1:43.319	33	0.495	1:42.966	33	0.541	1:43.022
1	3.795	1:44.368	1	4.570	1:43.638	1	5.615	1:44.507	99	1 LAP	2:01.014	86	1 LAP	2:00.766
40	11.690	1:46.604	67	6 LAPS	1:59.039	78	1 LAP	2:09.061	6	1 LAP	2:01.986	1	8.337	1:46.024
80	12.033	1:45.837	91	1 LAP	2:16.860	80	18.016	1:45.586	1	5.289	1:42.418	90	1 LAP	2:02.063
3	12.217	1:45.880	80	15.892	1:46.722	3	20.086	1:47.598	59	1 LAP	2:03.301	26	1 LAP	2:03.183
32	15.549	1:47.986	3	15.950	1:46.596	40	22.908	1:49.053	80	20.264	1:44.992	6	1 LAP	1:56.928
63	16.291	1:49.127	40	17.317	1:48.490	67	6 LAPS	1:58.763	3	21.432	1:44.090	99	1 LAP	2:02.252
61	29.703	1:50.597	32	20.833	1:48.147	32	26.781	1:49.410	40	25.211	1:45.047	80	22.023	1:44.735
60	30.592	1:50.901	63	21.795	1:48.367	63	27.512	1:49.179	32	35.067	1:51.030	3	23.468	1:45.012
72	34.096	1:50.541	61	36.339	1:49.499	61	42.724	1:49.847	63	35.819	1:51.051	40	27.620	1:45.385
5	34.896	1:52.788	60	38.008	1:50.279	94	3 LAPS	6:51.993P	78	1 LAP	2:07.959	59	1 LAP	2:04.525
12	35.501	1:51.998	72	40.752	1:49.519	60	44.264	1:49.718	67	6 LAPS	1:58.495	63	43.578	1:50.735
48	36.277	1:51.393	12	43.063	1:50.425	72	46.227	1:48.937	61	49.262	1:49.282	32	43.835	1:51.744
76	37.833	1:53.633	5	44.599	1:52.566	12	50.367	1:50.766	60	50.448	1:48.928	67	6 LAPS	1:58.358
2	8 LAPS	1:55.588	48	45.183	1:51.769	48	50.690	1:48.969	72	51.193	1:47.710	72	57.787	1:49.570
58	50.491	1:54.824	76	47.321	1:52.351	91	1 LAP	2:20.836	48	1:01.568	1:53.622	61	58.517	1:52.231
86	54.036	1:57.261	58	1:05.692	1:58.064	5	51.896	1:50.759	12	1:02.747	1:55.124	60	59.360	1:51.888
26	59.917	2:00.546	2	8 LAPS	2:00.224	76	56.601	1:52.742	5	1:03.119	1:53.967	78	1 LAP	2:07.729
90	1:01.748	2:00.717	66	6 LAPS	1:51.961	58	1:16.554	1:54.324	76	1:06.291	1:52.434	48	1:11.238	1:52.646
66	6 LAPS	1:54.055	86	1:13.459	2:02.286	66	6 LAPS	1:51.553	94	3 LAPS	2:08.480	12	1:11.951	1:52.180
6	1:08.425	2:03.950	26	1:18.368	2:01.314	86	1:28.483	1:58.486	91	1 LAP	2:10.765	5	1:12.761	1:52.618
99	1:09.990	1:58.168	90	1:20.245	2:01.360	26	1:34.066	1:59.160	66	6 LAPS	1:50.496	76	1:14.668	1:51.353
59	1:18.356	2:03.549	99	1:25.995	1:58.868	90	1:35.024	1:58.241	58	1:29.238	1:55.428	94	3 LAPS	2:00.763
78	1:29.155	2:08.480	6	1:26.634	2:01.072							66	6 LAPS	1:50.299
			59	1:38.848	2:03.355							58	1:40.900	1:54.638

Britcar

RACE CLASSIFICATION - RACE 6 - LAP CHART

(contd.)

Lap 16			Lap 17			Lap 18			Lap 19			Lap 20		
No	Behind	Laptime	No	Behind	Laptime	No	Behind	Laptime	No	Behind	Laptime	No	Behind	Laptime
37		1:43.232	37		1:42.950	37		1:42.452	37		1:41.658	37		1:45.625
33	0.159	1:42.850	33	0.855	1:43.646	33	0.440	1:42.037	33	0.810	1:42.028	48	1 LAP	1:51.806
91	2 LAPS	2:13.478	94	4 LAPS	2:03.094	66	7 LAPS	1:52.125	1	14.611	1:44.455	33	1.396	1:46.211
1	8.137	1:43.032	58	1 LAP	1:53.967	78	2 LAPS	2:08.043	66	7 LAPS	1:51.066	91	3 LAPS	2:15.160
86	1 LAP	1:58.121	1	11.102	1:45.915	1	11.814	1:43.164	80	35.838	1:45.882	12	1 LAP	1:52.449
90	1 LAP	1:57.485	80	29.115	1:46.080	58	1 LAP	1:56.463	3	36.573	1:46.365	67	7 LAPS	1:56.631
26	1 LAP	1:57.670	3	29.279	1:46.127	94	4 LAPS	2:02.961	58	1 LAP	1:56.253	78	3 LAPS	3:27.358P
80	25.985	1:47.194	40	33.811	1:46.788	80	31.614	1:44.951	40	42.257	1:47.792	76	1 LAP	1:59.414
3	26.102	1:45.866	86	1 LAP	1:59.721	3	31.866	1:45.039	94	4 LAPS	2:00.633	1	14.319	1:45.333
40	29.973	1:45.585	91	2 LAPS	2:16.434	63	1 LAP	3:11.805P	63	1 LAP	1:59.298	84	10 LAPS	2:09.360
6	1 LAP	1:59.517	26	1 LAP	1:58.379	40	36.123	1:44.764	6	2 LAPS	3:28.620P	59	2 LAPS	2:04.890
99	1 LAP	2:00.777	90	1 LAP	1:58.767	86	1 LAP	1:56.635	86	1 LAP	1:57.210	66	7 LAPS	1:49.395
63	47.737	1:47.391	6	1 LAP	2:00.835	26	1 LAP	1:59.897	32	1:12.157	1:50.506	80	34.519	1:44.306
32	49.191	1:48.588	99	1 LAP	1:58.487	90	1 LAP	2:00.906	90	1 LAP	1:59.715	40	42.972	1:46.340
59	1 LAP	2:04.078	32	54.109	1:47.868	32	1:03.309	1:51.652	26	1 LAP	2:01.540	58	1 LAP	1:55.257
72	1:03.120	1:48.565	72	1:09.586	1:49.416	5	1 LAP	3:14.055P	72	1:27.133	1:51.696	94	4 LAPS	1:58.793
60	1:06.201	1:50.073	60	1:13.973	1:50.722	99	1 LAP	2:01.047	5	1 LAP	2:00.644	63	1 LAP	1:52.346
67	6 LAPS	1:56.307	59	1 LAP	2:02.381	91	2 LAPS	2:18.141	60	1:30.349	1:50.234	6	2 LAPS	2:06.540
48	1:18.896	1:50.890	67	6 LAPS	1:57.628	72	1:17.095	1:49.961	99	1 LAP	2:01.711	32	1:16.371	1:49.839
12	1:20.943	1:52.224	48	1:27.773	1:51.827	60	1:21.773	1:50.252				86	1 LAP	1:58.997
5	1:21.409	1:51.880	12	1:29.176	1:51.183	84	9 LAPS	18:32.330P				90	1 LAP	1:58.409
76	1:23.681	1:52.245	76	1:32.452	1:51.721	48	1:36.693	1:51.372				72	1:30.931	1:49.423
78	1 LAP	2:09.760				59	1 LAP	2:04.427				26	1 LAP	1:58.722
66	6 LAPS	1:50.682				67	6 LAPS	1:57.284				60	1:35.093	1:50.369
						12	1:39.922	1:53.198				5	1 LAP	1:53.182
						76	1:40.698	1:50.698				99	1 LAP	1:56.008

Britcar

RACE CLASSIFICATION - RACE 6 - LAP CHART

(contd.)

Lap 21			Lap 22			Lap 23			Lap 24			Lap 25		
No	Behind	Laptime	No	Behind	Laptime	No	Behind	Laptime	No	Behind	Laptime	No	Behind	Laptime
37		1:42.550	37		1:43.419	37		1:43.729	37		1:43.466	37		1:42.911
33	1.925	1:43.079	33	1.123	1:42.617	72	1 LAP	1:49.808	33	0.997	1:43.616	33	1.148	1:43.062
48	1 LAP	1:49.540	76	2 LAPS	3:16.677P	33	0.847	1:43.453	6	3 LAPS	1:53.073	91	5 LAPS	2:10.946
12	1 LAP	1:54.342	90	2 LAPS	1:59.358	60	1 LAP	1:51.311	72	1 LAP	1:50.222	72	1 LAP	1:50.105
1	20.498	1:48.729	26	2 LAPS	2:04.859	5	2 LAPS	1:52.399	94	5 LAPS	2:03.411	6	3 LAPS	1:52.144
84	10 LAPS	1:55.304	99	2 LAPS	1:58.656	48	2 LAPS	3:29.495P	60	1 LAP	1:49.956	60	1 LAP	1:49.789
67	7 LAPS	2:01.254	1	25.634	1:48.555	76	2 LAPS	1:54.910	5	2 LAPS	1:50.841	5	2 LAPS	1:52.047
66	7 LAPS	1:53.362	12	1 LAP	1:53.569	90	2 LAPS	2:00.229	48	2 LAPS	1:55.390	48	2 LAPS	1:45.529
78	3 LAPS	2:06.098	84	10 LAPS	1:53.789	26	2 LAPS	2:10.249	76	2 LAPS	1:52.623	94	5 LAPS	2:01.565
80	38.094	1:46.125	91	4 LAPS	4:02.663P	12	1 LAP	1:54.008	90	2 LAPS	2:02.667	76	2 LAPS	1:51.181
59	2 LAPS	2:04.437	66	7 LAPS	1:52.418	80	43.777	1:46.034	86	3 LAPS	4:24.120P	80	49.838	1:46.447
40	47.480	1:47.058	80	41.472	1:46.797	84	10 LAPS	1:52.761	80	46.302	1:45.991	90	2 LAPS	1:59.805
3	1 LAP	3:46.962P	67	7 LAPS	1:58.275	66	7 LAPS	1:49.153	12	1 LAP	1:54.192	84	10 LAPS	1:53.834
58	1 LAP	1:54.131	78	3 LAPS	1:58.659	67	7 LAPS	1:59.945	66	7 LAPS	1:50.468	40	1:10.544	1:49.859
63	1 LAP	1:50.005	40	51.858	1:47.797	40	58.903	1:50.774	84	10 LAPS	1:53.534	67	8 LAPS	3:43.299P
94	4 LAPS	2:00.312	59	2 LAPS	2:02.321	78	3 LAPS	1:58.013	26	2 LAPS	2:09.524	86	3 LAPS	2:15.363
32	1:22.943	1:49.122	58	1 LAP	1:53.992	59	2 LAPS	2:02.672	40	1:03.596	1:48.159	26	2 LAPS	2:03.820
6	2 LAPS	1:54.264	63	1 LAP	1:50.359	58	1 LAP	1:53.016	99	3 LAPS	4:25.305P	3	1 LAP	1:48.702
86	1 LAP	1:56.167	3	1 LAP	2:01.607	3	1 LAP	1:48.807	78	3 LAPS	1:57.797	78	3 LAPS	1:57.590
72	1:37.686	1:49.305	32	1:28.281	1:48.757	91	4 LAPS	2:22.385	3	1 LAP	1:48.995	63	1 LAP	1:48.835
5	1 LAP	1:48.521	94	4 LAPS	2:01.838	63	1 LAP	1:50.199	63	1 LAP	1:51.574	58	1 LAP	1:54.999
60	1:42.784	1:50.241	6	2 LAPS	1:55.940	32	1:32.701	1:48.149	58	1 LAP	1:55.584			
									59	2 LAPS	2:03.317			
									32	1:38.903	1:49.668			

Britcar

RACE CLASSIFICATION - RACE 6 - LAP CHART

(contd.)

Lap 26			Lap 27			Lap 28			Lap 29			Lap 30		
No	Behind	Laptime	No	Behind	Laptime	No	Behind	Laptime	No	Behind	Laptime	No	Behind	Laptime
37		1:44.285	37		1:44.462	37		1:43.877	37		1:44.073	37		1:44.492
33	0.531	1:43.668	33	0.334	1:44.265	33	2.222	1:45.765	84	11 LAPS	2:04.640	3	2 LAPS	1:48.367
99	4 LAPS	2:15.237	78	4 LAPS	1:57.927	63	2 LAPS	1:52.300	63	2 LAPS	1:48.601	63	2 LAPS	1:49.985
32	1 LAP	1:49.936	32	1 LAP	1:48.956	90	4 LAPS	4:21.288P	67	9 LAPS	1:50.836	84	11 LAPS	1:54.731
72	1 LAP	1:49.077	58	2 LAPS	1:56.663	67	9 LAPS	1:57.793	91	6 LAPS	2:08.681	32	1 LAP	1:50.433
6	3 LAPS	1:49.803	99	4 LAPS	2:03.604	32	1 LAP	1:47.078	32	1 LAP	1:47.618	67	9 LAPS	1:51.839
60	1 LAP	1:50.511	72	1 LAP	1:48.788	78	4 LAPS	1:56.225	78	4 LAPS	1:56.041	48	2 LAPS	1:47.475
12	2 LAPS	3:06.945P	6	3 LAPS	1:48.488	86	4 LAPS	2:06.151	90	4 LAPS	2:09.444	91	6 LAPS	2:08.098
48	2 LAPS	1:46.792	48	2 LAPS	1:45.464	58	2 LAPS	1:56.058	48	2 LAPS	1:46.498	78	4 LAPS	1:56.657
5	2 LAPS	1:57.057	60	1 LAP	1:50.788	72	1 LAP	1:48.767	72	1 LAP	1:51.181	72	1 LAP	1:48.298
76	2 LAPS	1:52.416	76	2 LAPS	1:50.835	48	2 LAPS	1:45.651	58	2 LAPS	1:57.848	6	3 LAPS	1:49.360
94	5 LAPS	1:59.297	5	2 LAPS	1:54.617	6	3 LAPS	1:50.873	6	3 LAPS	1:49.180	58	2 LAPS	1:55.457
80	51.298	1:45.745	12	2 LAPS	2:06.715	60	1 LAP	1:49.446	60	1 LAP	1:49.875	90	4 LAPS	2:02.260
59	3 LAPS	2:45.849	80	51.580	1:44.744	99	4 LAPS	2:04.707	80	53.551	1:45.143	60	1 LAP	1:49.687
91	5 LAPS	2:39.904P	94	5 LAPS	1:59.811	76	2 LAPS	1:48.619	76	2 LAPS	1:49.948	76	2 LAPS	1:51.504
40	1:16.287	1:50.028	59	3 LAPS	2:04.106	80	52.481	1:44.778	5	2 LAPS	1:52.273	5	2 LAPS	1:49.464
84	10 LAPS	1:54.641	40	1:22.219	1:50.394	5	2 LAPS	1:49.120	99	4 LAPS	2:04.083	99	4 LAPS	2:00.245
3	1 LAP	1:48.946	26	3 LAPS	3:29.653P	12	2 LAPS	1:56.703	12	2 LAPS	1:58.016	12	2 LAPS	1:56.022
67	8 LAPS	2:04.740	84	10 LAPS	1:54.147	66	10 LAPS	7:16.486P	33	1:20.938	3:02.789P	33	1:28.949	1:52.503
63	1 LAP	1:50.251	91	5 LAPS	2:17.225	94	5 LAPS	2:00.461	94	5 LAPS	1:59.666	40	1:36.201	1:48.879
86	3 LAPS	2:06.043	3	1 LAP	1:46.993	40	1:27.219	1:48.877	40	1:31.814	1:48.668			
						59	3 LAPS	2:02.955						
						3	1 LAP	1:48.568						
						26	3 LAPS	2:02.795						

Britcar

RACE CLASSIFICATION - RACE 6 - LAP CHART

(contd.)

Lap 31			Lap 32			Lap 33			Lap 34			Lap 35		
No	Behind	Laptime	No	Behind	Laptime	No	Behind	Laptime	No	Behind	Laptime	No	Behind	Laptime
37		1:43.086	37		1:43.411	37		1:43.242	37		1:43.397	37		3:05.433P
94	6 LAPS	1:58.680	3	2 LAPS	1:46.433	99	5 LAPS	1:58.153	59	6 LAPS	2:06.110	80	1 LAP	1:49.520
3	2 LAPS	1:46.232	94	6 LAPS	1:59.528	12	3 LAPS	1:54.528	91	7 LAPS	2:06.742	33	9.744	1:43.840
63	2 LAPS	1:47.656	63	2 LAPS	1:47.777	3	2 LAPS	1:46.411	3	2 LAPS	1:47.052	78	4 LAPS	1:54.567
32	1 LAP	1:48.699	32	1 LAP	1:47.129	63	2 LAPS	1:47.684	12	3 LAPS	1:55.355	76	2 LAPS	1:48.381
67	9 LAPS	1:49.001	67	9 LAPS	1:48.393	72	2 LAPS	3:10.757P	99	5 LAPS	1:59.156	86	7 LAPS	2:06.509
84	11 LAPS	1:55.359	86	7 LAPS	7:10.076P	32	1 LAP	1:48.578	63	2 LAPS	1:47.306	5	2 LAPS	1:53.370
48	2 LAPS	1:44.377	84	11 LAPS	1:52.667	67	9 LAPS	1:47.534	32	1 LAP	1:48.396	40	1 LAP	1:53.413
72	1 LAP	1:49.081	48	2 LAPS	1:45.148	94	6 LAPS	2:01.647	67	9 LAPS	1:48.845	84	13 LAPS	6:36.204P
6	3 LAPS	1:48.043	6	3 LAPS	1:48.701	60	2 LAPS	3:08.753P	72	2 LAPS	1:54.980	3	1 LAP	1:46.879
80	1 LAP	3:22.419P	78	4 LAPS	1:56.791	48	2 LAPS	1:44.519	48	2 LAPS	1:44.540	32	1 LAP	3:13.907P
59	5 LAPS	4:29.411P	80	1 LAP	2:00.853	6	3 LAPS	1:49.069	94	6 LAPS	2:00.433	90	4 LAPS	1:59.109
78	4 LAPS	1:55.466	90	4 LAPS	1:57.629	86	7 LAPS	2:14.059	60	2 LAPS	1:58.430	59	5 LAPS	2:01.721
60	1 LAP	1:51.928	59	5 LAPS	2:12.923	66	14 LAPS	8:29.623P	6	3 LAPS	1:51.627	63	1 LAP	1:48.217
58	2 LAPS	1:55.851	40	1 LAP	3:13.281P	58	3 LAPS	3:39.663P	80	1 LAP	1:51.747	58	3 LAPS	2:14.456
91	6 LAPS	2:09.809	76	2 LAPS	1:48.653	80	1 LAP	1:50.485	86	7 LAPS	2:05.296	12	2 LAPS	1:54.599
90	4 LAPS	1:58.693	91	6 LAPS	2:05.794	78	4 LAPS	1:55.275	78	4 LAPS	1:55.767	99	4 LAPS	1:56.087
5	2 LAPS	1:50.153	5	2 LAPS	1:58.516	33	1:31.154	1:46.255	33	1:31.337	1:43.580	48	1 LAP	1:45.218
76	2 LAPS	1:58.730	33	1:28.141	1:42.710	76	2 LAPS	1:50.438	66	14 LAPS	2:14.368	72	1 LAP	1:47.679
33	1:28.842	1:42.979				90	4 LAPS	2:00.438	76	2 LAPS	1:51.042	91	6 LAPS	2:08.369
99	4 LAPS	2:00.484				5	2 LAPS	1:53.219	5	2 LAPS	1:53.981	67	8 LAPS	1:48.725
12	2 LAPS	1:54.609				40	1 LAP	1:59.734	40	1 LAP	1:52.880	60	1 LAP	1:50.317
									90	4 LAPS	2:00.823	6	2 LAPS	1:48.337
									58	3 LAPS	2:25.918	94	5 LAPS	1:59.256
									3	1 LAP	1:45.755			
									59	5 LAPS	2:01.939			
									91	6 LAPS	2:05.644			
									12	2 LAPS	1:56.031			
									99	4 LAPS	1:55.642			
									63	1 LAP	1:47.796			
									48	1 LAP	1:46.975			
									72	1 LAP	1:49.943			
									67	8 LAPS	1:50.853			
									60	1 LAP	1:50.197			
									94	5 LAPS	1:59.381			
									6	2 LAPS	1:47.922			

Britcar

RACE CLASSIFICATION - RACE 6 - LAP CHART

(contd.)

Lap 36			Lap 37			Lap 38			Lap 39			Lap 40		
No	Behind	Laptime	No	Behind	Laptime	No	Behind	Laptime	No	Behind	Laptime	No	Behind	Laptime
33		1:44.184	33		1:43.530	33		1:44.170	33		2:16.158	33		2:47.325
80	1 LAP	1:51.160	94	6 LAPS	1:58.006	91	7 LAPS	2:07.200	91	7 LAPS	2:12.211	91	7 LAPS	2:46.534
37	9.142	2:03.070	80	1 LAP	1:48.813	58	4 LAPS	2:12.346	58	4 LAPS	2:29.532	94	6 LAPS	2:41.530
76	2 LAPS	1:48.362	37	21.111	1:55.499	94	6 LAPS	2:00.916	94	6 LAPS	2:20.663	76	2 LAPS	2:41.306
78	4 LAPS	1:56.194	76	2 LAPS	1:47.515	76	2 LAPS	1:49.858	76	2 LAPS	2:18.758	37	24.279	2:40.976
40	1 LAP	1:51.074	78	4 LAPS	1:54.926	37	31.853	1:54.912	37	30.628	2:14.933	3	1 LAP	2:40.944
86	7 LAPS	2:02.604	3	1 LAP	1:47.072	3	1 LAP	1:46.348	3	1 LAP	2:06.239	78	4 LAPS	2:41.367
3	1 LAP	1:47.474	40	1 LAP	1:49.579	78	4 LAPS	1:55.330	78	4 LAPS	2:04.891	40	1 LAP	2:40.577
5	2 LAPS	1:54.195	5	2 LAPS	1:48.174	40	1 LAP	1:50.176	40	1 LAP	2:03.241	5	2 LAPS	2:36.557
84	13 LAPS	2:00.670	66	16 LAPS	5:48.603P	5	2 LAPS	1:49.662	5	2 LAPS	2:08.085	66	16 LAPS	2:35.296
90	4 LAPS	1:58.568	84	13 LAPS	1:51.074	66	16 LAPS	2:01.836	66	16 LAPS	1:57.205	84	13 LAPS	2:34.682
32	1 LAP	2:01.083	63	1 LAP	1:48.292	84	13 LAPS	1:51.174	84	13 LAPS	1:57.141	63	1 LAP	2:34.682
63	1 LAP	1:48.063	32	1 LAP	1:49.934	63	1 LAP	1:48.031	63	1 LAP	1:54.989	48	1 LAP	2:34.982
48	1 LAP	1:45.097	48	1 LAP	1:45.265	48	1 LAP	1:47.574	32	1 LAP	1:52.832	32	1 LAP	2:36.090
12	2 LAPS	1:56.130	90	4 LAPS	1:59.440	32	1 LAP	1:50.459	48	1 LAP	1:55.661	72	1 LAP	2:27.963
72	1 LAP	1:48.486	72	1 LAP	1:48.364	72	1 LAP	1:49.109	72	1 LAP	1:50.627	67	8 LAPS	2:28.566
67	8 LAPS	1:49.110	67	8 LAPS	1:47.684	67	8 LAPS	1:48.851	67	8 LAPS	1:50.710	90	4 LAPS	2:14.567
59	5 LAPS	2:04.492	12	2 LAPS	1:53.833	90	4 LAPS	2:01.060	90	4 LAPS	2:00.314	12	2 LAPS	2:09.828
99	4 LAPS	1:57.141	99	4 LAPS	1:57.193	12	2 LAPS	1:56.458	12	2 LAPS	2:00.605	58	4 LAPS	3:25.942P
91	6 LAPS	2:06.074	59	5 LAPS	2:03.675	99	4 LAPS	2:31.414	99	4 LAPS	2:48.055	99	4 LAPS	2:46.319
60	1 LAP	1:50.062	60	1 LAP	1:49.952	60	1 LAP	2:24.421	60	1 LAP	2:47.693	60	1 LAP	2:46.316
58	3 LAPS	2:19.842	6	2 LAPS	1:49.529	6	2 LAPS	2:21.782	6	2 LAPS	2:47.737	6	2 LAPS	2:45.805
6	2 LAPS	1:48.000				59	5 LAPS	2:29.775	59	5 LAPS	2:47.261	59	5 LAPS	2:45.986

Britcar

RACE CLASSIFICATION - RACE 6 - LAP CHART

(contd.)

Lap 41			Lap 42			Lap 43			Lap 44			Lap 45		
No	Behind	Laptime	No	Behind	Laptime	No	Behind	Laptime	No	Behind	Laptime	No	Behind	Laptime
33		2:45.928	33		2:38.564	33		1:49.563	33		1:50.269	33		1:51.885
91	7 LAPS	2:46.084	91	7 LAPS	2:39.590	76	2 LAPS	1:54.570	3	1 LAP	1:50.026	60	2 LAPS	1:55.600
94	6 LAPS	2:25.171	94	6 LAPS	2:38.367	3	1 LAP	1:53.451	76	2 LAPS	1:53.733	3	1 LAP	1:50.676
76	2 LAPS	2:25.460	76	2 LAPS	2:37.912	37	9.917	1:56.325	48	1 LAP	1:48.014	48	1 LAP	1:47.917
37	3.824	2:25.473	37	3.155	2:37.895	40	1 LAP	1:52.792	37	14.470	1:54.822	76	2 LAPS	1:53.026
3	1 LAP	2:25.860	3	1 LAP	2:38.520	63	1 LAP	1:52.612	40	1 LAP	1:54.844	40	1 LAP	1:55.077
78	4 LAPS	2:25.464	78	4 LAPS	2:40.534	48	1 LAP	1:52.868	63	1 LAP	1:53.342	37	18.899	1:56.314
40	1 LAP	2:25.209	40	1 LAP	2:40.151	99	5 LAPS	2:08.774	72	1 LAP	1:52.548	63	1 LAP	1:54.400
5	2 LAPS	2:24.959	5	2 LAPS	2:39.377	5	2 LAPS	2:00.385	5	2 LAPS	1:55.455	72	1 LAP	1:51.086
66	16 LAPS	2:25.327	66	16 LAPS	2:38.746	72	1 LAP	1:55.142	67	8 LAPS	1:53.195	67	8 LAPS	1:53.044
84	13 LAPS	2:25.518	84	13 LAPS	2:38.429	78	4 LAPS	2:03.040	32	1 LAP	1:54.809	5	2 LAPS	1:57.788
63	1 LAP	2:25.607	63	1 LAP	2:39.010	59	6 LAPS	2:10.595	84	13 LAPS	1:56.619	32	1 LAP	1:55.178
48	1 LAP	2:25.538	48	1 LAP	2:40.344	84	13 LAPS	2:02.177	66	16 LAPS	1:57.113	84	13 LAPS	1:55.243
32	1 LAP	2:25.429	32	1 LAP	2:39.932	67	8 LAPS	1:56.783	78	4 LAPS	2:01.957	66	16 LAPS	1:54.830
72	1 LAP	2:26.146	72	1 LAP	2:39.863	32	1 LAP	1:59.208	99	5 LAPS	2:06.005	78	4 LAPS	2:02.065
67	8 LAPS	2:25.688	67	8 LAPS	2:39.750	94	6 LAPS	2:09.997	12	2 LAPS	2:03.548	99	5 LAPS	2:03.188
90	4 LAPS	2:24.966	90	4 LAPS	2:41.313	66	16 LAPS	2:03.840	94	6 LAPS	2:13.284	12	2 LAPS	2:06.111
12	2 LAPS	2:24.942	12	2 LAPS	2:40.276	12	2 LAPS	1:57.071	90	4 LAPS	2:07.675	94	6 LAPS	2:08.201
58	4 LAPS	2:53.822	58	4 LAPS	2:19.853	90	4 LAPS	2:06.513	59	6 LAPS	2:26.545	90	4 LAPS	2:07.882
60	1 LAP	2:39.061	60	1 LAP	1:50.044	91	7 LAPS	2:22.780	91	7 LAPS	2:16.529	59	6 LAPS	2:11.474
99	4 LAPS	2:40.229	6	2 LAPS	1:49.804	58	4 LAPS	2:15.950	58	4 LAPS	2:17.269	91	7 LAPS	2:18.205
6	2 LAPS	2:38.707				60	1 LAP	1:50.639	6	2 LAPS	1:51.398	6	2 LAPS	1:54.343
59	5 LAPS	2:39.097				6	2 LAPS	1:50.374						