



BRITCAR RACEDAY

Donington Park National Circuit

6th November 2004



Results Provided by MST Sports Timing Ltd
www.mstworld.com

Britsports & Gold Arts 100

QUALIFYING - RACE 1

POS	NO	CL	DRIVER	CAR	TIME	LAPS	GAP	MPH
1	18	1	Hobday/Buncombe	Chiron LMP3-04	1:16.678	12		91.89
2	46	1	Sinclair/Allpass	Jade Trackstar	1:17.261	12	0.583	91.20
3	66	1	Halkiopoulis/Holley	Juno SS V6	1:17.942	14	1.264	90.40
4	25	1	Richardson/Vergers	Radical SR3	1:19.806	13	3.128	88.29
5	8	2	Hogarth/Knutton	Radical	1:21.107	12	4.429	86.87
6	4	2	Dredge/Brodman	Radical SR3	1:21.979	10	5.301	85.95
7	22	1	Quaife/Mortimer	Radical SR3	1:22.017	13	5.339	85.91
8	70	1	Paul HOGARTH		1:25.895	12	9.217	82.03
9	15	1	Oldershaw/Huggins	Juno	1:26.912	12	10.234	81.07
10	69	2	Jeff DAVIES	Radical Prosport	1:28.042	13	11.364	80.03
11	60	2	Richard FEARNES	Radical SR3	1:28.816	12	12.138	79.33
12	10	3	Hayman/Green	Ariel Atom	1:30.252	12	13.574	78.07
13	59	2	Laslett/Wilshire	Radical SR3	1:30.691	12	14.013	77.69
14	21		TBD		1:31.348	11	14.670	77.13
15	41	3	Graham BOOTH	Caterham Blackbird	1:34.561	8	17.883	74.51
16	9	3	Hoskins/Ruben	Ariel Atom	1:34.580	12	17.902	74.50
17	14	3	Studer/Edwards	Westfield SC	1:36.017	11	19.339	73.38
18	5	3	Mike JONES	Caterham Blackbird	1:37.470	11	20.792	72.29
19	61	3	John TAYLOR		1:38.865	10	22.187	71.27
20	43	3	Rachid BAZOUBA	Caterham	1:39.031	12	22.353	71.15
21	28	3	Hawkins/Kershaw	Westfield SE1	1:41.006	12	24.328	69.76

Weather / Track : Cloudy / Wet

These results are provisional until the conclusion of any judicial and technical matters.

Donington Park

Circuit Length = 1.9573 miles.

Start: 09:00 End: 09:20

Clerk of Course:

Timekeeper:

Britsports & Gold Arts 100

LAP ANALYSIS - QUALIFYING - RACE 1

21	TBD			
1 -	X:00.000	6 -	1:32.369	11 - 1:31.348
2 -	1:49.075	7 -	1:31.407	
3 -	1:44.885	8 -	1:33.050	
4 -	1:34.579	9 -	1:44.382P	
5 -	1:33.172	10 -	3:20.167	
4	Dredge/Brodman		Radical SR3	
1 -	X:00.000	6 -	1:36.978P	
2 -	1:44.172	7 -	2:35.717	
3 -	2:00.440	8 -	1:21.979	
4 -	4:55.499	9 -	1:22.635	
5 -	1:31.444	10 -	1:24.307	
5	Mike JONES		Caterham Blackbird	
1 -	X:00.000P	6 -	1:39.936	11 - 1:39.747
2 -	2:05.859	7 -	1:39.112	
3 -	1:40.604	8 -	1:38.109	
4 -	1:42.053	9 -	1:39.006	
5 -	1:41.235	10 -	1:37.470	
8	Hogarth/Knutton		Radical	
1 -	X:00.000	6 -	1:21.107	11 - 1:25.148
2 -	1:38.940	7 -	1:22.648	12 - 1:35.607P
3 -	1:31.218	8 -	1:23.090	
4 -	1:27.565	9 -	1:26.497	
5 -	1:22.522	10 -	1:39.945	
9	Hoskins/Ruben		Ariel Atom	
1 -	X:00.000	6 -	2:16.947	11 - 1:38.328
2 -	1:44.488	7 -	1:37.034	12 - 1:35.510
3 -	1:41.742	8 -	1:35.941	
4 -	1:39.822	9 -	1:34.580	
5 -	1:46.951P	10 -	1:34.979	
10	Hayman/Green		Ariel Atom	
1 -	X:00.000	6 -	1:36.295	11 - 1:30.252
2 -	1:41.982	7 -	1:45.803P	12 - 1:31.660
3 -	1:41.882	8 -	3:13.090	
4 -	1:38.438	9 -	1:32.795	
5 -	1:39.414	10 -	1:33.697	
14	Studer/Edwards		Westfield SC	
1 -	X:00.000	6 -	1:36.017	11 - 1:54.236
2 -	1:46.664	7 -	1:41.034P	
3 -	1:43.482	8 -	3:25.542	
4 -	1:44.813	9 -	1:39.546	
5 -	1:36.866	10 -	1:37.182	

Britsports & Gold Arts 100

LAP ANALYSIS - QUALIFYING - RACE 1

(contd.)

15	Oldershaw/Huggins	Juno
1 - X:00.000	6 - 1:30.289P	11 - 1:28.856
2 - 1:35.023	7 - 2:43.489	12 - 1:33.610P
3 - 1:31.693	8 - 1:29.492	
4 - 1:29.459	9 - 1:28.626	
5 - 1:26.912	10 - 1:28.167	
18	Hobday/Buncombe	Chiron LMP3-04
1 - X:00.000	6 - 1:21.934	11 - 1:17.809
2 - 1:32.264	7 - 1:18.336	12 - 1:16.678
3 - 1:32.876	8 - 1:18.222	
4 - 1:34.720P	9 - 1:17.719	
5 - 3:52.904	10 - 1:25.913	
22	Quaife/Mortimer	Radical SR3
1 - X:00.000	6 - 1:24.245	11 - 1:24.529
2 - 1:37.897	7 - 1:23.069	12 - 1:24.799
3 - 1:32.720	8 - 1:29.917P	13 - 1:22.017
4 - 1:29.822	9 - 2:38.707	
5 - 1:27.202	10 - 1:22.801	
25	Richardson/Vergers	Radical SR3
1 - X:00.000P	6 - 1:26.704	11 - 1:19.806
2 - 2:20.285	7 - 1:27.913	12 - 1:20.117
3 - 1:27.200	8 - 1:32.020P	13 - 1:21.206
4 - 1:27.596	9 - 2:21.506	
5 - 1:28.539	10 - 1:21.593	
28	Hawkins/Kershaw	Westfield SE1
1 - X:00.000	6 - 1:48.387	11 - 1:41.540
2 - 1:58.659	7 - 1:44.507	12 - 1:46.082
3 - 1:47.410	8 - 1:41.443	
4 - 1:44.837	9 - 1:41.006	
5 - 1:45.026	10 - 1:41.471	
41	Graham BOOTH	Caterham Blackbird
1 - X:00.000	6 - 1:34.561	
2 - 1:43.926	7 - 2:00.651	
3 - 1:44.379	8 - 1:44.676P	
4 - 1:37.908		
5 - 1:38.068		
43	Rachid BAZOUBA	Caterham
1 - X:00.000	6 - 1:40.838	11 - 1:39.031
2 - 1:55.440	7 - 1:40.943	12 - 1:41.970
3 - 1:46.750	8 - 1:39.597	
4 - 1:46.126	9 - 1:39.927	
5 - 1:42.201	10 - 1:40.749	

Britsports & Gold Arts 100

LAP ANALYSIS - QUALIFYING - RACE 1

(contd.)

46	Sinclair/Allpass	Jade Trackstar
1 - X:00.000	6 - 1:22.721	11 - 1:20.054
2 - 2:05.633	7 - 1:22.909	12 - 1:17.261
3 - 1:27.389	8 - 1:23.208	
4 - 1:25.748	9 - 1:35.202P	
5 - 1:26.569	10 - 3:28.429	
59	Laslett/Wilshire	Radical SR3
1 - X:00.000	6 - 1:33.332	11 - 1:34.035
2 - 1:42.652	7 - 1:47.262	12 - 1:33.471
3 - 1:37.120	8 - 1:30.691	
4 - 1:36.454	9 - 1:37.025P	
5 - 1:35.567	10 - 3:00.339	
60	Richard FEARNs	Radical SR3
1 - X:00.000	6 - 1:32.199	11 - 2:02.178P
2 - 1:38.820	7 - 1:32.197	12 - 2:59.278
3 - 1:39.832	8 - 1:36.589	
4 - 1:37.349	9 - 1:31.651	
5 - 1:31.826	10 - 1:28.816	
61	John TAYLOR	
1 - X:00.000	6 - 2:08.567	
2 - 1:46.265	7 - 1:42.676	
3 - 1:41.396	8 - 1:38.865	
4 - 1:43.044	9 - 1:40.357	
5 - 1:40.941	10 - 1:59.316P	
66	Halkiopoulis/Holley	Juno SS V6
1 - X:00.000	6 - 1:21.058	11 - 1:28.302P
2 - 1:37.140	7 - 1:19.769	12 - 2:50.535
3 - 1:25.199	8 - 1:23.551	13 - 1:21.962
4 - 1:22.778	9 - 1:17.942	14 - 1:22.074
5 - 1:21.284	10 - 1:18.718	
69	Jeff DAVIES	Radical Prosport
1 - X:00.000	6 - 1:31.409	11 - 1:32.786
2 - 1:36.463	7 - 1:33.234	12 - 1:28.042
3 - 1:45.047	8 - 1:31.262	13 - 1:28.085
4 - 1:32.846	9 - 1:30.560	
5 - 1:30.379	10 - 1:28.197	
70	Paul HOGARTH	
1 - X:00.000	6 - 1:28.998	11 - 1:25.895
2 - 1:39.000	7 - 1:26.844	12 - 1:25.960
3 - 1:31.264	8 - 1:25.952	
4 - 1:32.097	9 - 1:26.895	
5 - 1:29.134	10 - 1:27.580	

Britsports & Gold Arts 100

GRID - RACE 1

ROW 11	1:41.006 28 Hawkins/Kershaw	
ROW 10	1:38.865 61 TAYLOR	1:39.031 43 BAZOUBA
ROW 9	1:36.017 14 Studer/Edwards	1:37.470 5 JONES
ROW 8	1:34.561 41 BOOTH	1:34.580 9 Hoskins/Ruben
ROW 7	1:30.691 59 Laslett/Wilshire	1:31.348 21
ROW 6	1:28.816 60 FEARNS	1:30.252 10 Hayman/Green
ROW 5	1:26.912 15 Oldershaw/Huggins	1:28.042 69 DAVIES
ROW 4	1:22.017 22 Quaife/Mortimer	1:25.895 70 HOGARTH
ROW 3	1:21.107 8 Hogarth/Knutton	1:21.979 4 Dredge/Brodman
ROW 2	1:17.942 66 Halkiopoulis/Holley	1:19.806 25 Richardson/Vergers
ROW 1	1:16.678 18 Hobday/Buncombe	1:17.261 46 Sinclair/Allpass
POLE		

Weather / Track : Cloudy / Wet

These results are provisional until the conclusion of any judicial and technical matters.

Snetterton
Circuit Length = 1.9520 miles.
Start: 09:00 End: 09:20

Clerk of Course:

Timekeeper:

Britsports & Gold Arts 100

RACE CLASSIFICATION - RACE 1

POS	NO	CL	DRIVER	CAR	TIME	LAPS	GAP	MPH	BEST
1	25	1	Richardson/Vergers	Radical SR3	46:10.254	32		81.35	1:14.457
2	66	1	Halkiopoulos/Katsimis	Juno SS V6	46:11.409	32	1.155	81.31	1:13.463
3	22	1	Quaife/Mortimer	Radical SR3	46:40.493	32	30.239	80.47	1:16.697
4	8	2	Mike RICHARDS	Radical	46:17.731	31	1 LAP	78.59	1:17.628
5	4	2	Dredge/Brodman	Radical SR3	46:38.555	31	1 LAP	78.01	1:20.180
6	46	1	Sinclair/Allpass	Jade Trackstar	46:43.671	31	1 LAP	77.87	1:15.746
7	18	1	Hobday/Buncombe	Chiron LMP3-04	47:05.991	31	1 LAP	77.25	1:16.518
8	60	2	Richard FEARNS	Radical SR3	47:21.219	30	2 LAPS	74.36	1:22.129
9	21	2	Gomes/Hopkins	Radical Prosport	47:28.163	30	2 LAPS	74.18	1:22.195
10	59	2	Laslett/Wilshire	Radical SR3	47:29.902	30	2 LAPS	74.13	1:24.690
11	41	3	Graham BOOTH	Caterham Blackbird	46:37.803	29	3 LAPS	72.99	1:26.615
12	70	2	Paul HOGARTH	Radical	46:39.940	29	3 LAPS	72.94	1:20.471
13	14	3	Studer/Edwards	Westfield SC	46:41.206	29	3 LAPS	72.90	1:27.326
14	10	3	Hayman/Green	Ariel Atom	47:12.190	29	3 LAPS	72.11	1:27.758
15	5	3	Mike JONES	Caterham Blackbird	47:18.075	29	3 LAPS	71.96	1:26.779
16	9	3	Hoskins/Ruben	Ariel Atom	47:21.326	29	3 LAPS	71.87	1:26.984
17	43	3	Rachid BAZOUBA	Caterham	46:33.444	28	4 LAPS	70.58	1:29.459
18	61	3	John TAYLOR	Caterham 7	46:35.759	28	4 LAPS	70.53	1:29.863
19	28	3	John HAWKINS	Westfield SE1	46:37.275	27	5 LAPS	67.97	1:30.426

NOT CLASSIFIED

15	1	Oldershaw/Huggins	Juno	24:41.394	14	D.N.F.	66.51	1:21.196
69	2	Jeff DAVIES	Radical Prosport	7:09.242	5	D.N.F.	81.81	1:23.281

FASTEST LAP

66	1	Halkiopoulos/Katsimis	Juno SS V6	1:13.463	29	95.91mph	154.36kph
8	2	Mike RICHARDS	Radical	1:17.628	25	90.77mph	146.07kph
41	3	Graham BOOTH	Caterham Blackbird	1:26.615	29	81.35mph	130.92kph

Weather / Track : Cloudy / Damp

These results are provisional until the conclusion of any judicial and technical matters.

Donington Park
Circuit Length = 1.9573 miles.
Start: 10:54 End: 11:40

Clerk of Course:	Timekeeper:
------------------	-------------

Britsports & Gold Arts 100

LAP CHART - RACE 1

Lap 1			Lap 2			Lap 3			Lap 4			Lap 5		
No	Behind	Laptime	No	Behind	Laptime	No	Behind	Laptime	No	Behind	Laptime	No	Behind	Laptime
66		1:26.264	66		1:20.595	66		1:20.032	66		1:18.828	66		1:18.644
8	0.946	1:27.210	8	0.654	1:20.303	8	0.650	1:20.028	8	0.807	1:18.985	22	7.421	1:20.984
18	0.966	1:27.230	22	2.640	1:21.674	22	3.588	1:20.980	22	5.081	1:20.321	8	9.210	1:27.047
22	1.561	1:27.825	18	3.647	1:23.276	4	8.961	1:22.300	4	11.719	1:21.586	4	14.246	1:21.171
46	2.071	1:28.335	4	6.693	1:23.013	25	10.637	1:23.636	25	13.639	1:21.830	25	17.187	1:22.192
25	2.873	1:29.137	25	7.033	1:24.755	15	13.897	1:25.141	15	18.904	1:23.835	15	23.063	1:22.803
4	4.275	1:30.539	15	8.788	1:25.048	70	14.285	1:25.216	70	19.523	1:24.066	70	24.043	1:23.164
15	4.335	1:30.599	70	9.101	1:24.756	69	14.567	1:24.832	69	20.242	1:24.503	69	24.879	1:23.281
70	4.940	1:31.204	69	9.767	1:24.838	18	18.421	1:34.806	18	21.937	1:22.344	18	25.645	1:22.352
69	5.524	1:31.788	10	14.163	1:28.029	10	21.916	1:27.785	10	31.586	1:28.498	60	40.247	1:26.774
10	6.729	1:32.993	60	15.806	1:28.218	60	23.777	1:28.003	60	32.117	1:27.168	46	40.645	1:21.764
60	8.183	1:34.447	59	17.479	1:28.887	59	26.433	1:28.986	59	37.288	1:29.683	10	42.469	1:29.527
59	9.187	1:35.451	21	20.841	1:29.622	21	29.912	1:29.103	46	37.525	1:21.244	59	47.365	1:28.721
21	11.814	1:38.078	41	23.680	1:31.990	46	35.109	1:25.050	21	40.561	1:29.477	21	49.919	1:28.002
41	12.285	1:38.549	9	26.168	1:33.080	41	36.804	1:33.156	41	49.967	1:31.991	41	1:03.089	1:31.766
9	13.683	1:39.947	14	28.732	1:33.808	9	38.959	1:32.823	9	51.913	1:31.782	9	1:04.227	1:30.958
14	15.519	1:41.783	46	30.091	1:48.615	14	42.476	1:33.776	14	55.934	1:32.286	14	1:09.446	1:32.156
5	17.160	1:43.424	5	31.909	1:35.344	5	47.864	1:35.987	5	1:02.975	1:33.939	5	1:17.947	1:33.616
43	18.552	1:44.816	43	33.478	1:35.521	43	48.187	1:34.741	43	1:03.408	1:34.049	61	1:19.067	1:33.710
61	19.099	1:45.363	61	34.534	1:36.030	61	48.698	1:34.196	61	1:04.001	1:34.131	43	1:19.615	1:34.851
28	20.275	1:46.539	28	36.208	1:36.528	28	51.644	1:35.468	28	1:08.817	1:36.001			

Britsports & Gold Arts 100

LAP CHART - RACE 1

(contd.)

Lap 6			Lap 7			Lap 8			Lap 9			Lap 10		
No	Behind	Laptime	No	Behind	Laptime	No	Behind	Laptime	No	Behind	Laptime	No	Behind	Laptime
66		1:21.985	66		1:22.308	66		1:24.484P	8		1:23.760P	8		2:12.736
28	1 LAP	1:36.236	8	8.087	1:23.443	41	1 LAP	1:33.327	41	1 LAP	1:35.255	60	1 LAP	2:25.013
22	5.673	1:20.237	22	8.990	1:25.625	8	3.505	1:19.902	9	1 LAP	1:38.696P	28	2 LAPS	2:29.772
8	6.952	1:19.727	61	1 LAP	1:37.621	14	1 LAP	1:32.567	14	1 LAP	1:31.841	10	1 LAP	2:26.751
4	13.038	1:20.777	5	1 LAP	1:40.488	22	6.620	1:22.114	22	13.469	1:34.114P	46	1 LAP	2:31.368
25	17.428	1:22.226	4	14.350	1:23.620	4	16.639	1:26.773	4	15.252	1:25.878P	61	1 LAP	1:43.977P
15	23.499	1:22.421	43	1 LAP	1:41.650	61	1 LAP	1:37.765	61	1 LAP	1:36.943	5	1 LAP	1:42.748P
70	25.212	1:23.154	25	17.625	1:22.505	5	1 LAP	1:39.074	5	1 LAP	1:40.010	9	1 LAP	2:16.414
18	34.715	1:31.055	28	1 LAP	1:37.381	43	1 LAP	2:16.808P	15	2:04.534	2:22.462	22	14.560	2:13.827
46	39.220	1:20.560	15	22.387	1:21.196	15	1:09.337	2:11.434	18	2:05.536	2:22.806	4	38.831	2:36.315
60	45.502	1:27.240	70	29.940	1:27.036P	25	1:10.529	2:17.388P	21	2:06.662	2:20.102	70	2 LAPS	5:35.859
10	49.161	1:28.677	18	34.426	1:22.019	18	1:09.995	2:00.053	59	2:07.196	2:19.794	15	1:57.216	2:05.418P
59	54.272	1:28.892	46	36.632	1:19.720	28	1 LAP	2:17.144P	41	2:08.010	2:00.623	18	1:58.594	2:05.794P
21	54.869	1:26.935	60	49.306	1:26.112	46	1:13.495	2:01.347P	14	2:09.027	1:59.151	59	2:00.244	2:05.784
41	1:12.862	1:31.758	10	54.611	1:27.758	21	1:13.825	1:37.374	66	2:09.778	3:37.043	21	2:02.021	2:08.095P
9	1:13.467	1:31.225	21	1:00.935	1:28.374	59	1:14.667	1:37.660	43	1 LAP	2:28.459	41	2:04.190	2:08.916
14	1:19.525	1:32.064	59	1:01.491	1:29.527	60	1:15.856	1:51.034P	25	2:11.897	2:28.633	14	2:05.171	2:08.880
			9	1:23.567	1:32.408	10	1:17.289	1:47.162P				66	2:05.638	2:08.596
												43	1 LAP	2:10.030
												25	2:12.515	2:13.354

Britsports & Gold Arts 100 LAP CHART - RACE 1

(contd.)

Lap 11			Lap 12			Lap 13			Lap 14			Lap 15		
No	Behind	Laptime	No	Behind	Laptime	No	Behind	Laptime	No	Behind	Laptime	No	Behind	Laptime
8		2:28.630	8		2:39.830	8		1:59.506	8		1:20.031	8		1:19.508
60	1 LAP	2:28.498	60	1 LAP	2:40.399	60	1 LAP	1:59.662	46	1 LAP	1:23.253	46	1 LAP	1:19.386
28	2 LAPS	2:28.526	28	2 LAPS	2:40.341	28	2 LAPS	1:59.750	22	7.163	1:21.756	22	6.496	1:18.841
10	1 LAP	2:26.995	10	1 LAP	2:40.588	10	1 LAP	1:59.241	60	1 LAP	1:28.584	25	13.273	1:17.704
46	1 LAP	2:27.228	46	1 LAP	2:40.523	46	1 LAP	1:58.456	70	2 LAPS	1:27.272	66	17.389	1:20.190
9	1 LAP	2:19.178	9	1 LAP	2:41.070	22	5.438	1:58.352	4	14.605	1:28.001	18	1 LAP	1:22.550
22	5.493	2:19.563	22	6.592	2:40.929	4	6.635	1:58.969	18	1 LAP	1:25.146	60	1 LAP	1:28.243
4	6.407	1:56.206	4	7.172	2:40.595	70	2 LAPS	1:58.851	25	15.077	1:21.480	70	2 LAPS	1:25.070
70	2 LAPS	1:35.012	70	2 LAPS	2:39.913	61	1 LAP	2:00.051	15	1 LAP	1:26.043	15	1 LAP	1:24.107
61	1 LAP	2:31.520	61	1 LAP	2:39.042	5	1 LAP	1:59.304	66	16.707	1:23.950	4	21.658	1:26.561
5	1 LAP	2:31.762	5	1 LAP	2:34.955	18	1 LAP	1:58.093	10	1 LAP	1:34.166	10	1 LAP	1:31.375
59	1:02.311	1:30.697	18	1 LAP	3:21.118	15	1 LAP	1:57.682	21	1 LAP	1:31.196	21	1 LAP	1:27.842
41	1:08.586	1:33.026	15	1 LAP	3:23.205	21	1 LAP	1:57.662	28	2 LAPS	1:40.837	5	1 LAP	1:32.497
14	1:10.245	1:33.704	21	1 LAP	3:19.123	41	11.488	1:56.398	5	1 LAP	1:34.794	28	2 LAPS	1:35.181
66	1:11.111	1:34.103	41	14.596	1:45.840	14	12.745	1:56.241	61	1 LAP	1:36.311	9	1 LAP	1:32.343
43	1 LAP	1:34.366	14	16.010	1:45.595	66	12.788	1:55.691	9	1 LAP	1:33.944	61	1 LAP	1:34.578
25	1:13.881	1:29.996	66	16.603	1:45.322	9	1 LAP	2:06.576	43	1 LAP	1:34.365	43	1 LAP	1:33.279
			43	1 LAP	1:43.490	43	1 LAP	1:55.632	41	29.242	1:37.785P			
			59	18.034	1:55.553P	25	13.628	1:54.890	14	29.875	1:37.161P			
			25	18.244	1:44.193	59	58.910	2:40.382	59	1:09.178	1:30.299			

Britsports & Gold Arts 100

LAP CHART - RACE 1

(contd.)

Lap 16			Lap 17			Lap 18			Lap 19			Lap 20		
No	Behind	Laptime	No	Behind	Laptime	No	Behind	Laptime	No	Behind	Laptime	No	Behind	Laptime
8		1:19.322	8		1:18.441	8		1:19.080	8		1:20.023	25		1:16.598
59	1 LAP	1:29.773	25	9.039	1:16.919	25	5.780	1:15.821	25	1.673	1:15.916	8	1.434	1:19.705
41	1 LAP	2:16.098	22	9.715	1:20.157	22	8.419	1:17.784	43	2 LAPS	1:34.051	22	7.238	1:18.306
46	1 LAP	1:20.797	46	1 LAP	1:20.964	46	1 LAP	1:18.230	22	7.203	1:18.807	5	2 LAPS	1:30.658
22	7.999	1:20.825	59	1 LAP	1:30.670	66	14.180	1:17.570	61	2 LAPS	1:35.648	46	1 LAP	1:18.050
25	10.561	1:16.610	66	15.690	1:17.707	59	1 LAP	1:29.197	46	1 LAP	1:18.672	9	2 LAPS	1:31.823
14	1 LAP	2:24.197	41	1 LAP	1:30.035	18	1 LAP	1:20.926	28	3 LAPS	1:36.686	66	10.717	1:18.123
66	16.424	1:18.357	18	1 LAP	1:20.168	41	1 LAP	1:30.006	66	10.865	1:16.708	43	2 LAPS	1:32.351
18	1 LAP	1:20.545	14	1 LAP	1:31.180	70	2 LAPS	1:24.424	18	1 LAP	1:18.549	61	2 LAPS	1:32.695
70	2 LAPS	1:24.956	70	2 LAPS	1:24.064	4	36.688	1:23.590	59	1 LAP	1:27.897	18	1 LAP	1:19.147
4	27.173	1:24.837	4	32.178	1:23.446	60	1 LAP	1:25.657	41	1 LAP	1:29.598	28	3 LAPS	1:32.271
60	1 LAP	1:28.108	60	1 LAP	1:25.530	14	1 LAP	1:33.007	4	39.523	1:22.858	59	1 LAP	1:27.134
21	1 LAP	1:29.587	21	1 LAP	1:27.286	21	1 LAP	1:27.463	70	2 LAPS	1:23.777	4	44.279	1:23.027
10	1 LAP	1:33.494	10	1 LAP	1:31.294	10	1 LAP	1:30.861	60	1 LAP	1:24.920	70	2 LAPS	1:23.085
5	1 LAP	1:32.246	5	1 LAP	1:31.550	5	1 LAP	1:30.720	14	1 LAP	1:29.852	41	1 LAP	1:29.723
9	1 LAP	1:32.386	9	1 LAP	1:30.018	9	1 LAP	1:30.883	21	1 LAP	1:26.738	60	1 LAP	1:24.563
61	1 LAP	1:33.426	61	1 LAP	1:34.971				10	1 LAP	1:29.074	14	1 LAP	1:28.632
28	2 LAPS	1:35.131	28	2 LAPS	1:34.991							21	1 LAP	1:26.250
43	1 LAP	1:33.384	43	1 LAP	1:34.979									

Britsports & Gold Arts 100

LAP CHART - RACE 1

(contd.)

Lap 21			Lap 22			Lap 23			Lap 24			Lap 25		
No	Behind	Laptime	No	Behind	Laptime	No	Behind	Laptime	No	Behind	Laptime	No	Behind	Laptime
25		1:15.807	25		1:16.097	25		1:16.122	25		1:16.058	25		1:16.906
8	4.058	1:18.431	21	2 LAPS	1:25.096	8	9.736	1:19.713	60	2 LAPS	1:24.732	43	3 LAPS	1:30.403
22	9.082	1:17.651	8	6.145	1:18.184	14	2 LAPS	1:27.796	41	2 LAPS	1:28.232	61	3 LAPS	1:31.571
66	12.016	1:17.106	22	9.682	1:16.697	22	10.733	1:17.173	66	12.014	1:16.628	59	2 LAPS	1:27.769
10	2 LAPS	1:30.375	66	11.694	1:15.775	66	11.444	1:15.872	8	12.429	1:18.751	28	4 LAPS	1:32.192
46	1 LAP	1:29.240	10	2 LAPS	1:28.721	21	2 LAPS	1:24.457	22	12.568	1:17.893	60	2 LAPS	1:23.923
5	2 LAPS	1:31.262	46	1 LAP	1:20.637	46	1 LAP	1:17.390	21	2 LAPS	1:24.009	66	10.198	1:15.090
9	2 LAPS	1:30.584	18	1 LAP	1:17.773	18	1 LAP	1:17.548	14	2 LAPS	1:29.080	8	13.151	1:17.628
18	1 LAP	1:18.380	5	2 LAPS	1:30.806	10	2 LAPS	1:28.317	46	1 LAP	1:16.728	22	13.970	1:18.308
43	2 LAPS	1:30.973	9	2 LAPS	1:29.692	5	2 LAPS	1:28.971	18	1 LAP	1:16.518	41	2 LAPS	1:28.043
61	2 LAPS	1:31.746	43	2 LAPS	1:30.594	9	2 LAPS	1:29.333	10	2 LAPS	1:29.150	46	1 LAP	1:17.211
28	3 LAPS	1:31.684	61	2 LAPS	1:31.298	70	2 LAPS	1:22.674	5	2 LAPS	1:28.592	21	2 LAPS	1:24.066
4	50.553	1:22.081	28	3 LAPS	1:30.778	4	1:05.144	1:23.325	9	2 LAPS	1:28.433	18	1 LAP	1:17.774
70	2 LAPS	1:21.862	4	57.941	1:23.485	43	2 LAPS	1:31.788	70	2 LAPS	1:22.060	14	2 LAPS	1:30.229
59	1 LAP	1:28.522	70	2 LAPS	1:22.960	61	2 LAPS	1:32.543	4	1:10.738	1:21.652	10	2 LAPS	1:28.143
60	1 LAP	1:25.630	59	1 LAP	1:27.204	28	3 LAPS	1:32.727				5	2 LAPS	1:28.522
41	1 LAP	1:28.979	60	1 LAP	1:24.349	59	1 LAP	1:27.624				9	2 LAPS	1:28.134
14	1 LAP	1:27.884	41	1 LAP	1:28.766							4	1:15.064	1:21.232
												70	2 LAPS	1:21.897

Britsports & Gold Arts 100 LAP CHART - RACE 1

(contd.)

Lap 26			Lap 27			Lap 28			Lap 29			Lap 30		
No	Behind	Laptime	No	Behind	Laptime	No	Behind	Laptime	No	Behind	Laptime	No	Behind	Laptime
25		1:16.253	25		1:17.205	25		1:16.200	25		1:16.972	25		1:16.676
66	9.434	1:15.489	4	1 LAP	1:21.320	66	7.418	1:15.823	66	3.909	1:13.463	66	1.687	1:14.454
8	17.059	1:20.161	70	3 LAPS	1:21.572	4	1 LAP	1:21.322	4	1 LAP	1:20.296	14	3 LAPS	1:27.344
22	17.327	1:19.610	66	7.795	1:15.566	70	3 LAPS	1:21.971	70	3 LAPS	1:21.252	4	1 LAP	1:20.181
43	3 LAPS	1:29.783	5	3 LAPS	1:29.881	10	3 LAPS	1:29.882	22	22.108	1:16.918	70	3 LAPS	1:21.272
59	2 LAPS	1:28.132	9	3 LAPS	1:30.160	22	22.162	1:17.960	10	3 LAPS	1:29.611	22	22.212	1:16.780
60	2 LAPS	1:28.111	22	20.402	1:20.280	5	3 LAPS	1:27.516	46	1 LAP	1:15.828	46	1 LAP	1:17.292
61	3 LAPS	1:33.788	8	25.930	1:26.076P	9	3 LAPS	1:27.907	5	3 LAPS	1:27.369	10	3 LAPS	1:28.420
28	4 LAPS	1:33.216	43	3 LAPS	1:29.500	46	1 LAP	1:17.095	9	3 LAPS	1:27.633	5	3 LAPS	1:27.704
46	1 LAP	1:18.063	60	2 LAPS	1:25.614	18	1 LAP	1:16.940	18	1 LAP	1:32.714	9	3 LAPS	1:27.375
18	1 LAP	1:17.392	59	2 LAPS	1:26.954	60	2 LAPS	1:25.920	60	2 LAPS	1:26.619	18	1 LAP	1:17.401
21	2 LAPS	1:23.548	46	1 LAP	1:18.533	59	2 LAPS	1:27.375	59	2 LAPS	1:25.433	60	2 LAPS	1:22.129
41	2 LAPS	1:30.463	18	1 LAP	1:18.655	43	3 LAPS	1:32.706	21	2 LAPS	1:22.412	59	2 LAPS	1:24.690
14	2 LAPS	1:28.485	61	3 LAPS	1:32.937	21	2 LAPS	1:24.107	43	3 LAPS	1:40.995	21	2 LAPS	1:22.863
10	2 LAPS	1:28.386	28	4 LAPS	1:33.124	61	3 LAPS	1:29.863	61	3 LAPS	1:32.295			
			21	2 LAPS	1:23.410	28	4 LAPS	1:31.193	28	4 LAPS	1:30.840			
			41	2 LAPS	1:28.159	41	2 LAPS	1:28.088	41	2 LAPS	1:28.120			
			14	2 LAPS	1:27.326	8	1:01.984	1:52.254	8	1:15.391	1:30.379			
						14	2 LAPS	1:29.859						

**Britsports & Gold Arts 100
LAP CHART - RACE 1**

(contd.)

Lap 31			Lap 32			Lap 33			Lap 34			Lap 35		
No	Behind	Laptime	No	Behind	Laptime	No	Behind	Laptime	No	Behind	Laptime	No	Behind	Laptime
25		1:15.718	25		1:14.457									
66	1.850	1:15.881	66	1.155	1:13.762									
8	1 LAP	1:21.198	8	1 LAP	1:17.739									
43	4 LAPS	1:29.459	43	4 LAPS	1:30.421									
61	4 LAPS	1:30.598	61	4 LAPS	1:31.142									
28	5 LAPS	1:32.312	28	5 LAPS	1:30.426									
41	3 LAPS	1:36.498	41	3 LAPS	1:26.615									
14	3 LAPS	1:27.644	4	1 LAP	1:23.419									
4	1 LAP	1:20.180	70	3 LAPS	1:21.070									
70	3 LAPS	1:20.471	22	30.239	1:20.458									
22	24.238	1:17.744	14	3 LAPS	1:27.678									
46	1 LAP	1:16.346	46	1 LAP	1:15.746									
10	3 LAPS	1:28.384	18	1 LAP	1:17.654									
18	1 LAP	1:19.265	10	3 LAPS	1:28.533									
5	3 LAPS	1:27.557	5	3 LAPS	1:26.779									
9	3 LAPS	1:26.984	60	2 LAPS	1:23.281									
60	2 LAPS	1:22.738	9	3 LAPS	1:29.537									
59	2 LAPS	1:24.968	21	2 LAPS	1:23.691									
21	2 LAPS	1:22.195	59	2 LAPS	1:26.244									

Britsports & Gold Arts 100

LAP ANALYSIS - QUALIFYING - RACE 1

4	Dredge/Brodman	Radical SR3					
1 - 1:30.539	6 - 1:20.777	11 - 1:56.206	16 - 1:24.837	21 - 1:22.081	26 - 1:21.320	31 - 1:23.419	
2 - 1:23.013	7 - 1:23.620	12 - 2:40.595	17 - 1:23.446	22 - 1:23.485	27 - 1:21.322		
3 - 1:22.300	8 - 1:26.773	13 - 1:58.969	18 - 1:23.590	23 - 1:23.325	28 - 1:20.296		
4 - 1:21.586	9 - 1:25.878P	14 - 1:28.001	19 - 1:22.858	24 - 1:21.652	29 - 1:20.181		
5 - 1:21.171	10 - 2:36.315	15 - 1:26.561	20 - 1:23.027	25 - 1:21.232	30 - 1:20.180		
5	Mike JONES	Caterham Blackbird					
1 - 1:43.424	6 - 1:40.488	11 - 2:34.955	16 - 1:31.550	21 - 1:28.971	26 - 1:27.369		
2 - 1:35.344	7 - 1:39.074	12 - 1:59.304	17 - 1:30.720	22 - 1:28.592	27 - 1:27.704		
3 - 1:35.987	8 - 1:40.010	13 - 1:34.794	18 - 1:30.658	23 - 1:28.522	28 - 1:27.557		
4 - 1:33.939	9 - 1:42.748P	14 - 1:32.497	19 - 1:31.262	24 - 1:29.881	29 - 1:26.779		
5 - 1:33.616	10 - 2:31.762	15 - 1:32.246	20 - 1:30.806	25 - 1:27.516			
8	Mike RICHARDS	Radical					
1 - 1:27.210	6 - 1:19.727	11 - 2:28.630	16 - 1:19.322	21 - 1:18.431	26 - 1:20.161	31 - 1:17.739	
2 - 1:20.303	7 - 1:23.443	12 - 2:39.830	17 - 1:18.441	22 - 1:18.184	27 - 1:26.076P		
3 - 1:20.028	8 - 1:19.902	13 - 1:59.506	18 - 1:19.080	23 - 1:19.713	28 - 1:52.254		
4 - 1:18.985	9 - 1:23.760P	14 - 1:20.031	19 - 1:20.023	24 - 1:18.751	29 - 1:30.379		
5 - 1:27.047	10 - 2:12.736	15 - 1:19.508	20 - 1:19.705	25 - 1:17.628	30 - 1:21.198		
9	Hoskins/Ruben	Ariel Atom					
1 - 1:39.947	6 - 1:31.225	11 - 2:41.070	16 - 1:30.018	21 - 1:29.333	26 - 1:27.633		
2 - 1:33.080	7 - 1:32.408	12 - 2:06.576	17 - 1:30.883	22 - 1:28.433	27 - 1:27.375		
3 - 1:32.823	8 - 1:38.696P	13 - 1:33.944	18 - 1:31.823	23 - 1:28.134	28 - 1:26.984		
4 - 1:31.782	9 - 2:16.414	14 - 1:32.343	19 - 1:30.584	24 - 1:30.160	29 - 1:29.537		
5 - 1:30.958	10 - 2:19.178	15 - 1:32.386	20 - 1:29.692	25 - 1:27.907			
10	Hayman/Green	Ariel Atom					
1 - 1:32.993	6 - 1:28.677	11 - 2:40.588	16 - 1:31.294	21 - 1:28.317	26 - 1:29.611		
2 - 1:28.029	7 - 1:27.758	12 - 1:59.241	17 - 1:30.861	22 - 1:29.150	27 - 1:28.420		
3 - 1:27.785	8 - 1:47.162P	13 - 1:34.166	18 - 1:29.074	23 - 1:28.143	28 - 1:28.384		
4 - 1:28.498	9 - 2:26.751	14 - 1:31.375	19 - 1:30.375	24 - 1:28.386	29 - 1:28.533		
5 - 1:29.527	10 - 2:26.995	15 - 1:33.494	20 - 1:28.721	25 - 1:29.882			
14	Studer/Edwards	Westfield SC					
1 - 1:41.783	6 - 1:32.064	11 - 1:33.704	16 - 1:31.180	21 - 1:27.796	26 - 1:29.859		
2 - 1:33.808	7 - 1:32.567	12 - 1:45.595	17 - 1:33.007	22 - 1:29.080	27 - 1:27.344		
3 - 1:33.776	8 - 1:31.841	13 - 1:56.241	18 - 1:29.852	23 - 1:30.229	28 - 1:27.644		
4 - 1:32.286	9 - 1:59.151	14 - 1:37.161P	19 - 1:28.632	24 - 1:28.485	29 - 1:27.678		
5 - 1:32.156	10 - 2:08.880	15 - 2:24.197	20 - 1:27.884	25 - 1:27.326			
15	Oldershaw/Huggins	Juno					
1 - 1:30.599	6 - 1:22.421	11 - 3:23.205					
2 - 1:25.048	7 - 1:21.196	12 - 1:57.682					
3 - 1:25.141	8 - 2:11.434	13 - 1:26.043					
4 - 1:23.835	9 - 2:22.462	14 - 1:24.107					
5 - 1:22.803	10 - 2:05.418P						

Britsports & Gold Arts 100

LAP ANALYSIS - QUALIFYING - RACE 1

(contd.)

18	Hobday/Buncombe	Chiron LMP3-04					
1 - 1:27.230	6 - 1:31.055	11 - 3:21.118	16 - 1:20.168	21 - 1:17.773	26 - 1:18.655	31 - 1:17.654	
2 - 1:23.276	7 - 1:22.019	12 - 1:58.093	17 - 1:20.926	22 - 1:17.548	27 - 1:16.940		
3 - 1:34.806	8 - 2:00.053	13 - 1:25.146	18 - 1:18.549	23 - 1:16.518	28 - 1:32.714		
4 - 1:22.344	9 - 2:22.806	14 - 1:22.550	19 - 1:19.147	24 - 1:17.774	29 - 1:17.401		
5 - 1:22.352	10 - 2:05.794P	15 - 1:20.545	20 - 1:18.380	25 - 1:17.392	30 - 1:19.265		
21	Gomes/Hopkins	Radical Prosport					
1 - 1:38.078	6 - 1:26.935	11 - 3:19.123	16 - 1:27.286	21 - 1:24.457	26 - 1:24.107		
2 - 1:29.622	7 - 1:28.374	12 - 1:57.662	17 - 1:27.463	22 - 1:24.009	27 - 1:22.412		
3 - 1:29.103	8 - 1:37.374	13 - 1:31.196	18 - 1:26.738	23 - 1:24.066	28 - 1:22.863		
4 - 1:29.477	9 - 2:20.102	14 - 1:27.842	19 - 1:26.250	24 - 1:23.548	29 - 1:22.195		
5 - 1:28.002	10 - 2:08.095P	15 - 1:29.587	20 - 1:25.096	25 - 1:23.410	30 - 1:23.691		
22	Quaife/Mortimer	Radical SR3					
1 - 1:27.825	6 - 1:20.237	11 - 2:19.563	16 - 1:20.825	21 - 1:17.651	26 - 1:19.610	31 - 1:17.744	
2 - 1:21.674	7 - 1:25.625	12 - 2:40.929	17 - 1:20.157	22 - 1:16.697	27 - 1:20.280	32 - 1:20.458	
3 - 1:20.980	8 - 1:22.114	13 - 1:58.352	18 - 1:17.784	23 - 1:17.173	28 - 1:17.960		
4 - 1:20.321	9 - 1:34.114P	14 - 1:21.756	19 - 1:18.807	24 - 1:17.893	29 - 1:16.918		
5 - 1:20.984	10 - 2:13.827	15 - 1:18.841	20 - 1:18.306	25 - 1:18.308	30 - 1:16.780		
25	Richardson/Vergers	Radical SR3					
1 - 1:29.137	6 - 1:22.226	11 - 1:29.996	16 - 1:16.610	21 - 1:15.807	26 - 1:16.253	31 - 1:15.718	
2 - 1:24.755	7 - 1:22.505	12 - 1:44.193	17 - 1:16.919	22 - 1:16.097	27 - 1:17.205	32 - 1:14.457	
3 - 1:23.636	8 - 2:17.388P	13 - 1:54.890	18 - 1:15.821	23 - 1:16.122	28 - 1:16.200		
4 - 1:21.830	9 - 2:28.633	14 - 1:21.480	19 - 1:15.916	24 - 1:16.058	29 - 1:16.972		
5 - 1:22.192	10 - 2:13.354	15 - 1:17.704	20 - 1:16.598	25 - 1:16.906	30 - 1:16.676		
28	John HAWKINS	Westfield SE1					
1 - 1:46.539	6 - 1:37.381	11 - 1:59.750	16 - 1:36.686	21 - 1:32.192	26 - 1:32.312		
2 - 1:36.528	7 - 2:17.144P	12 - 1:40.837	17 - 1:32.271	22 - 1:33.216	27 - 1:30.426		
3 - 1:35.468	8 - 2:29.772	13 - 1:35.181	18 - 1:31.684	23 - 1:33.124			
4 - 1:36.001	9 - 2:28.526	14 - 1:35.131	19 - 1:30.778	24 - 1:31.193			
5 - 1:36.236	10 - 2:40.341	15 - 1:34.991	20 - 1:32.727	25 - 1:30.840			
41	Graham BOOTH	Caterham Blackbird					
1 - 1:38.549	6 - 1:31.758	11 - 1:33.026	16 - 1:30.035	21 - 1:28.766	26 - 1:28.088		
2 - 1:31.990	7 - 1:33.327	12 - 1:45.840	17 - 1:30.006	22 - 1:28.232	27 - 1:28.120		
3 - 1:33.156	8 - 1:35.255	13 - 1:56.398	18 - 1:29.598	23 - 1:28.043	28 - 1:36.498		
4 - 1:31.991	9 - 2:00.623	14 - 1:37.785P	19 - 1:29.723	24 - 1:30.463	29 - 1:26.615		
5 - 1:31.766	10 - 2:08.916	15 - 2:16.098	20 - 1:28.979	25 - 1:28.159			
43	Rachid BAZOUBA	Caterham					
1 - 1:44.816	6 - 1:41.650	11 - 1:43.490	16 - 1:34.979	21 - 1:31.788	26 - 1:40.995		
2 - 1:35.521	7 - 2:16.808P	12 - 1:55.632	17 - 1:34.051	22 - 1:30.403	27 - 1:29.459		
3 - 1:34.741	8 - 2:28.459	13 - 1:34.365	18 - 1:32.351	23 - 1:29.783	28 - 1:30.421		
4 - 1:34.049	9 - 2:10.030	14 - 1:33.279	19 - 1:30.973	24 - 1:29.500			
5 - 1:34.851	10 - 1:34.366	15 - 1:33.384	20 - 1:30.594	25 - 1:32.706			


Britsports & Gold Arts 100

LAP ANALYSIS - QUALIFYING - RACE 1

(contd.)

46	Sinclair/Allpass	Jade Trackstar					
1 - 1:28.335	6 - 1:20.560	11 - 2:40.523	16 - 1:20.964	21 - 1:20.637	26 - 1:18.533	31 - 1:15.746	
2 - 1:48.615	7 - 1:19.720	12 - 1:58.456	17 - 1:18.230	22 - 1:17.390	27 - 1:17.095		
3 - 1:25.050	8 - 2:01.347P	13 - 1:23.253	18 - 1:18.672	23 - 1:16.728	28 - 1:15.828		
4 - 1:21.244	9 - 2:31.368	14 - 1:19.386	19 - 1:18.050	24 - 1:17.211	29 - 1:17.292		
5 - 1:21.764	10 - 2:27.228	15 - 1:20.797	20 - 1:29.240	25 - 1:18.063	30 - 1:16.346		
59	Laslett/Wilshire	Radical SR3					
1 - 1:35.451	6 - 1:28.892	11 - 1:30.697	16 - 1:30.670	21 - 1:27.204	26 - 1:27.375		
2 - 1:28.887	7 - 1:29.527	12 - 1:55.553P	17 - 1:29.197	22 - 1:27.624	27 - 1:25.433		
3 - 1:28.986	8 - 1:37.660	13 - 2:40.382	18 - 1:27.897	23 - 1:27.769	28 - 1:24.690		
4 - 1:29.683	9 - 2:19.794	14 - 1:30.299	19 - 1:27.134	24 - 1:28.132	29 - 1:24.968		
5 - 1:28.721	10 - 2:05.784	15 - 1:29.773	20 - 1:28.522	25 - 1:26.954	30 - 1:26.244		
60	Richard FEARNES	Radical SR3					
1 - 1:34.447	6 - 1:27.240	11 - 2:40.399	16 - 1:25.530	21 - 1:24.349	26 - 1:25.920		
2 - 1:28.218	7 - 1:26.112	12 - 1:59.662	17 - 1:25.657	22 - 1:24.732	27 - 1:26.619		
3 - 1:28.003	8 - 1:51.034P	13 - 1:28.584	18 - 1:24.920	23 - 1:23.923	28 - 1:22.129		
4 - 1:27.168	9 - 2:25.013	14 - 1:28.243	19 - 1:24.563	24 - 1:28.111	29 - 1:22.738		
5 - 1:26.774	10 - 2:28.498	15 - 1:28.108	20 - 1:25.630	25 - 1:25.614	30 - 1:23.281		
61	John TAYLOR	Caterham 7					
1 - 1:45.363	6 - 1:37.621	11 - 2:39.042	16 - 1:34.971	21 - 1:32.543	26 - 1:32.295		
2 - 1:36.030	7 - 1:37.765	12 - 2:00.051	17 - 1:35.648	22 - 1:31.571	27 - 1:30.598		
3 - 1:34.196	8 - 1:36.943	13 - 1:36.311	18 - 1:32.695	23 - 1:33.788	28 - 1:31.142		
4 - 1:34.131	9 - 1:43.977P	14 - 1:34.578	19 - 1:31.746	24 - 1:32.937			
5 - 1:33.710	10 - 2:31.520	15 - 1:33.426	20 - 1:31.298	25 - 1:29.863			
66	Halkiopoulos/Katsimis	Juno SS V6					
1 - 1:26.264	6 - 1:21.985	11 - 1:34.103	16 - 1:18.357	21 - 1:17.106	26 - 1:15.489	31 - 1:15.881	
2 - 1:20.595	7 - 1:22.308	12 - 1:45.322	17 - 1:17.707	22 - 1:15.775	27 - 1:15.566	32 - 1:13.762	
3 - 1:20.032	8 - 1:24.484P	13 - 1:55.691	18 - 1:17.570	23 - 1:15.872	28 - 1:15.823		
4 - 1:18.828	9 - 3:37.043	14 - 1:23.950	19 - 1:16.708	24 - 1:16.628	29 - 1:13.463		
5 - 1:18.644	10 - 2:08.596	15 - 1:20.190	20 - 1:18.123	25 - 1:15.090	30 - 1:14.454		
69	Jeff DAVIES	Radical Prosport					
1 - 1:31.788							
2 - 1:24.838							
3 - 1:24.832							
4 - 1:24.503							
5 - 1:23.281							
70	Paul HOGARTH	Radical					
1 - 1:31.204	6 - 1:23.154	11 - 1:58.851	16 - 1:24.424	21 - 1:22.674	26 - 1:21.252		
2 - 1:24.756	7 - 1:27.036P	12 - 1:27.272	17 - 1:23.777	22 - 1:22.060	27 - 1:21.272		
3 - 1:25.216	8 - 5:35.859	13 - 1:25.070	18 - 1:23.085	23 - 1:21.897	28 - 1:20.471		
4 - 1:24.066	9 - 1:35.012	14 - 1:24.956	19 - 1:21.862	24 - 1:21.572	29 - 1:21.070		
5 - 1:23.164	10 - 2:39.913	15 - 1:24.064	20 - 1:22.960	25 - 1:21.971			

**Britsports & Gold Arts 100
GRID - RACE 2**

ROW 11	1:23.281 69 DAVIES	
ROW 10	1:30.426 28 HAWKINS	1:21.196 15 Oldershaw/Huggins
ROW 9	1:29.459 43 BAZOUBA	1:29.863 61 TAYLOR
ROW 8	1:26.779 5 JONES	1:26.984 9 Hoskins/Ruben
ROW 7	1:27.326 14 Studer/Edwards	1:27.758 10 Hayman/Green
ROW 6	1:26.615 41 BOOTH	1:20.471 70 HOGARTH
ROW 5	1:22.195 21 Gomes/Hopkins	1:24.690 59 Laslett/Wilshire
ROW 4	1:16.518 18 Hobday/Buncombe	1:22.129 60 FEARNS
ROW 3	1:20.180 4 Dredge/Brodman	1:15.746 46 Sinclair/Allpass
ROW 2	1:16.697 22 Quaife/Mortimer	1:17.628 8 RICHARDS
ROW 1	1:14.457 25 Richardson/Vergers	1:13.463 66 Halkiopoulos/Katsimis
POLE		
		

Weather / Track : Cloudy / Damp

These results are provisional until the conclusion of any judicial and technical matters.

Donington Park
Circuit Length = 1.9573 miles.
Start: 10:54 End: 11:40

Clerk of Course:		Timekeeper:
------------------	--	-------------

Britsports & Gold Arts 100

RACE CLASSIFICATION - RACE 2

POS	NO	CL	DRIVER	CAR	TIME	LAPS	GAP	MPH	BEST
1	46	1	Sinclair/Allpass	Jade Trackstar	46:06.127	34		86.56	1:07.983
2	25	1	Richardson/Vergers	Radical SR3	46:31.272	33	1 LAP	83.26	1:10.277
3	8	2	Mike RICHARDS	Radical	46:33.389	33	1 LAP	83.20	1:10.422
4	22	1	Quaife/Mortimer	Radical SR3	46:34.304	33	1 LAP	83.17	1:10.124
5	21	2	Gomes/Hopkins	Radical Prosport	47:17.105	32	2 LAPS	79.43	1:14.060
6	14	3	Studer/Edwards	Westfield SC	46:15.411	31	3 LAPS	78.66	1:14.581
7	60	2	Richard FEARNs	Radical SR3	46:59.161	31	3 LAPS	77.44	1:16.069
8	59	2	Laslett/Wilshire	Radical SR3	47:07.218	31	3 LAPS	77.22	1:19.429
9	18	1	Hobday/Buncombe	Chiron LMP3-04	47:16.052	31	3 LAPS	76.98	1:12.207
10	10	3	Hayman/Green	Ariel Atom	47:18.224	31	3 LAPS	76.92	1:20.804
11	9	3	Hoskins/Ruben	Ariel Atom	46:29.430	30	4 LAPS	75.74	1:23.192
12	43	3	Rachid BAZOUBA	Caterham	46:32.361	30	4 LAPS	75.66	1:18.723
13	28	3	John HAWKINS	Westfield SE1	46:34.321	30	4 LAPS	75.60	1:22.438
14	41	3	Graham BOOTH	Caterham Blackbird	46:09.848	29	5 LAPS	73.73	1:22.465
15	5	3	Mike JONES	Caterham Blackbird	46:32.283	29	5 LAPS	73.14	1:23.410
16	4	2	Dredge/Brodman	Radical SR3	46:31.430	27	7 LAPS	68.11	1:12.499
17	66	1	Halkiopoulos/Katsimis	Juno SS V6	46:32.586	27	7 LAPS	68.08	1:08.097

NOT CLASSIFIED

61	3	John TAYLOR	Caterham 7	31:08.804	19	D.N.F.	71.57	1:23.511
69	2	Jeff DAVIES	Radical Prosport	45:31.488	15	D.N.F.	38.65	1:18.632
70	2	Paul HOGARTH	Radical	1:43.955	1	D.N.F.	66.70	

FASTEST LAP

46	1	Sinclair/Allpass	Jade Trackstar	1:07.983	30	103.64mph	166.80kph
8	2	Mike RICHARDS	Radical	1:10.422	30	100.05mph	161.02kph
14	3	Studer/Edwards	Westfield SC	1:14.581	25	94.47mph	152.04kph

Weather / Track : Cloudy / Damp

These results are provisional until the conclusion of any judicial and technical matters.

Donington Park
Circuit Length = 1.9573 miles.
Start: 12:38 End: 13:25

Clerk of Course:	Timekeeper:
------------------	-------------

Britsports & Gold Arts 100

LAP CHART - RACE 2

Lap 1			Lap 2			Lap 3			Lap 4			Lap 5		
No	Behind	Laptime	No	Behind	Laptime	No	Behind	Laptime	No	Behind	Laptime	No	Behind	Laptime
46		1:17.601	46		1:11.796	46		1:10.702	46		1:10.541	46		1:11.802
8	8.834	1:26.435	4	16.443	1:18.096	4	21.325	1:15.584	4	25.042	1:14.258	9	1 LAP	1:26.994
4	10.143	1:27.744	8	17.623	1:20.585	8	23.681	1:16.760	8	29.034	1:15.894	61	1 LAP	1:26.977
22	10.298	1:27.899	22	18.170	1:19.668	22	24.649	1:17.181	22	30.409	1:16.301	28	1 LAP	1:26.483
18	10.935	1:28.536	18	19.212	1:20.073	18	25.884	1:17.374	18	31.659	1:16.316	4	26.466	1:13.226
25	12.274	1:29.875	25	22.708	1:22.230	25	33.345	1:21.339	21	43.099	1:20.199	8	32.090	1:14.858
59	13.567	1:31.168	21	22.751	1:20.875	21	33.441	1:21.392	25	44.099	1:21.295	22	33.668	1:15.061
21	13.672	1:31.273	10	25.174	1:22.831	10	37.008	1:22.536	10	48.600	1:22.133	18	35.242	1:15.385
10	14.139	1:31.740	59	26.226	1:24.455	59	38.269	1:22.745	59	50.192	1:22.464	21	50.125	1:18.828
60	18.016	1:35.617	60	34.404	1:28.184	60	47.749	1:24.047	60	1:01.881	1:24.673	25	52.496	1:20.199
41	19.613	1:37.214	41	34.734	1:26.917	41	49.204	1:25.172	41	1:03.701	1:25.038	10	59.567	1:22.769
5	20.413	1:38.014	9	36.299	1:27.279	5	54.169	1:27.794	5	1:10.756	1:27.128	59	1:00.664	1:22.274
9	20.816	1:38.417	5	37.077	1:28.460	14	54.358	1:27.142	14	1:10.934	1:27.117	60	1:13.963	1:23.884
14	21.293	1:38.894	14	37.918	1:28.421	43	55.274	1:27.620	43	1:11.586	1:26.853			
43	21.752	1:39.353	43	38.356	1:28.400	9	56.370	1:30.773						
61	23.103	1:40.704	61	39.235	1:27.928	61	56.978	1:28.445						
28	24.904	1:42.505	28	41.661	1:28.553	28	57.775	1:26.816						
70	26.354	1:43.955P												
66	26.893	1:44.494P												

Britsports & Gold Arts 100

LAP CHART - RACE 2

(contd.)

Lap 6			Lap 7			Lap 8			Lap 9			Lap 10		
No	Behind	Laptime	No	Behind	Laptime	No	Behind	Laptime	No	Behind	Laptime	No	Behind	Laptime
46		1:13.987	46		1:10.262	46		1:11.535	46		1:10.260	46		1:13.752
41	1 LAP	1:25.772	60	1 LAP	1:22.302	59	1 LAP	1:21.635	59	1 LAP	1:20.527	18	1 LAP	1:18.032
14	1 LAP	1:25.850	41	1 LAP	1:24.602	10	1 LAP	1:22.711	10	1 LAP	1:21.238	21	1 LAP	1:18.138
5	1 LAP	1:27.119	14	1 LAP	1:23.835	60	1 LAP	1:21.348	60	1 LAP	1:20.652	59	1 LAP	1:20.439
9	1 LAP	1:25.385	5	1 LAP	1:24.630	41	1 LAP	1:23.851	4	37.639	1:13.697	10	1 LAP	1:21.435
43	1 LAP	1:27.150	9	1 LAP	1:25.231	4	34.202	1:16.973	8	43.190	1:14.648	4	36.601	1:12.714
61	1 LAP	1:25.558	43	1 LAP	1:24.830	14	1 LAP	1:22.711	25	1 LAP	1:57.460	60	1 LAP	1:20.701
28	1 LAP	1:25.890	4	28.764	1:13.843	8	38.802	1:15.811	41	1 LAP	1:25.744	8	41.982	1:12.544
4	25.183	1:12.704	61	1 LAP	1:25.877	5	1 LAP	1:24.014	14	1 LAP	1:22.479	25	1 LAP	1:12.577
8	31.554	1:13.451	28	1 LAP	1:27.329	9	1 LAP	1:26.251	22	50.737	1:17.022	14	1 LAP	1:21.167
22	34.223	1:14.542	8	34.526	1:13.234	22	43.975	1:17.278	5	1 LAP	1:25.376	41	1 LAP	1:24.074
18	35.542	1:14.287	22	38.232	1:14.271	61	1 LAP	1:28.433	9	1 LAP	1:26.459	66	7 LAPS	1:12.754
21	53.981	1:17.843	18	39.189	1:13.909	28	1 LAP	1:29.662	66	7 LAPS	10:02.578	22	1:05.235	1:28.250
25	57.680	1:19.171	21	1:01.106	1:17.387	43	1 LAP	1:36.770	61	1 LAP	1:25.438	5	1 LAP	1:27.041
10	1:07.976	1:22.396	25	1:08.042	1:20.624P	18	1:06.413	1:38.759	43	1 LAP	1:22.370	9	1 LAP	1:25.199
59	1:08.430	1:21.753				21	1:06.787	1:17.216	28	1 LAP	1:27.305	61	1 LAP	1:23.511

Britsports & Gold Arts 100

LAP CHART - RACE 2

(contd.)

Lap 11			Lap 12			Lap 13			Lap 14			Lap 15		
No	Behind	Laptime	No	Behind	Laptime	No	Behind	Laptime	No	Behind	Laptime	No	Behind	Laptime
46		1:11.752	46		1:12.287	46		1:13.158	46		1:15.816P	46		2:41.519
43	2 LAPS	1:20.673	9	2 LAPS	1:24.413	14	2 LAPS	1:20.391	14	2 LAPS	1:24.777P	4	1 LAP	2:47.289
18	1 LAP	1:17.847	21	1 LAP	1:16.583	22	1 LAP	1:22.673	22	1 LAP	1:20.460	18	2 LAPS	2:56.010
21	1 LAP	1:17.372	61	2 LAPS	1:24.434	41	2 LAPS	1:25.242	41	2 LAPS	1:24.521	69	14 LAPS	19:53.498
28	2 LAPS	1:28.087	18	1 LAP	1:17.236	21	1 LAP	2:04.371	8	1 LAP	2:03.623	14	2 LAPS	2:48.116
59	1 LAP	1:20.371	5	2 LAPS	1:29.582P	18	1 LAP	2:05.944P	21	1 LAP	2:08.211P	8	1 LAP	1:18.936
10	1 LAP	1:21.473	43	2 LAPS	1:25.547	8	1 LAP	2:39.428	59	1 LAP	2:03.491P	25	1 LAP	1:20.531
4	37.348	1:12.499	28	2 LAPS	1:26.469	9	2 LAPS	2:07.925P	25	1 LAP	2:31.386	10	1 LAP	1:26.390
25	1 LAP	1:11.384	4	38.287	1:13.226	61	2 LAPS	2:08.043P	10	1 LAP	2:31.182	66	7 LAPS	1:26.255
60	1 LAP	1:21.231	59	1 LAP	1:21.523	43	2 LAPS	2:06.937P	66	7 LAPS	2:30.108	5	3 LAPS	1:30.799
8	49.836	1:19.606P	25	1 LAP	1:14.262	59	1 LAP	1:37.921	5	3 LAPS	4:46.719	22	1:39.654	1:45.811P
66	7 LAPS	1:17.818	10	1 LAP	1:22.732	28	2 LAPS	1:59.415P	22	2:35.362	2:24.620	41	1 LAP	1:45.457
14	1 LAP	1:23.109	60	1 LAP	1:19.054	25	1 LAP	1:38.335	41	1 LAP	2:19.608	9	2 LAPS	1:49.719
41	1 LAP	1:23.628	66	7 LAPS	1:10.624	4	1:10.484	1:45.355P	9	2 LAPS	2:48.104	28	2 LAPS	1:54.055
22	1:08.870	1:15.387				10	1 LAP	1:35.543	28	2 LAPS	2:45.041	43	2 LAPS	1:53.898
						66	7 LAPS	1:22.914	43	2 LAPS	2:47.612	61	2 LAPS	1:53.819
						60	1 LAP	1:32.025P	61	2 LAPS	2:49.489	60	1 LAP	1:53.384
									60	1 LAP	2:42.002			

Britsports & Gold Arts 100

LAP CHART - RACE 2

(contd.)

Lap 16			Lap 17			Lap 18			Lap 19			Lap 20		
No	Behind	Laptime	No	Behind	Laptime	No	Behind	Laptime	No	Behind	Laptime	No	Behind	Laptime
46		2:23.722	46		2:11.292	46		1:14.826	46		1:10.402	46		1:09.446
4	1 LAP	2:23.940	18	2 LAPS	2:11.683	8	1 LAP	1:14.575	8	1 LAP	1:13.695	8	1 LAP	1:13.405
18	2 LAPS	2:22.306	8	1 LAP	2:08.570	25	1 LAP	1:20.320	4	2 LAPS	2:23.975P	25	1 LAP	2:10.772
21	2 LAPS	3:12.991	21	2 LAPS	2:11.202	21	2 LAPS	1:23.276	25	1 LAP	1:13.104	66	7 LAPS	2:05.510
69	14 LAPS	2:09.778	69	14 LAPS	2:10.877	14	2 LAPS	1:24.306	66	7 LAPS	1:15.039	22	1 LAP	2:04.652
59	2 LAPS	3:13.114	59	2 LAPS	2:11.159	66	7 LAPS	1:23.015	22	1 LAP	1:15.925	21	2 LAPS	2:04.875
14	2 LAPS	2:10.591	14	2 LAPS	2:10.878	22	1 LAP	1:22.780	21	2 LAPS	1:20.143	14	2 LAPS	2:04.458
8	1 LAP	1:59.347	25	1 LAP	2:09.593	59	2 LAPS	1:27.723	14	2 LAPS	1:18.418	59	2 LAPS	1:59.733
25	1 LAP	1:25.463	10	1 LAP	2:06.483	10	1 LAP	1:26.764	59	2 LAPS	1:20.638	18	3 LAPS	1:50.314
10	1 LAP	1:22.804	66	7 LAPS	2:06.411	5	3 LAPS	1:26.221	10	1 LAP	1:20.804	10	1 LAP	2:01.522P
66	7 LAPS	1:23.046	22	1 LAP	3:01.477	41	1 LAP	1:26.473	5	3 LAPS	1:26.336	5	3 LAPS	1:52.776
5	3 LAPS	1:28.209	4	1 LAP	2:18.720P	9	2 LAPS	1:25.130	9	2 LAPS	1:26.071	43	2 LAPS	1:52.161
41	1 LAP	1:24.476	5	3 LAPS	1:55.338	43	2 LAPS	1:22.445	18	3 LAPS	3:00.097	9	2 LAPS	1:54.075
9	2 LAPS	1:26.604	41	1 LAP	1:39.293	69	14 LAPS	1:41.878P	43	2 LAPS	1:20.415	28	2 LAPS	1:44.206
28	2 LAPS	1:33.632	9	2 LAPS	1:33.391	60	1 LAP	1:24.025	60	1 LAP	1:18.544	61	2 LAPS	1:45.230
43	2 LAPS	1:33.587	28	2 LAPS	1:29.657	28	2 LAPS	1:29.352	41	1 LAP	1:29.832P			
61	2 LAPS	1:33.667	43	2 LAPS	1:29.452	61	2 LAPS	1:28.605	28	2 LAPS	1:23.785			
60	1 LAP	1:33.694	61	2 LAPS	1:29.736				61	2 LAPS	1:23.846			
			60	1 LAP	1:29.939									

Britsports & Gold Arts 100

LAP CHART - RACE 2

(contd.)

Lap 21			Lap 22			Lap 23			Lap 24			Lap 25		
No	Behind	Laptime	No	Behind	Laptime	No	Behind	Laptime	No	Behind	Laptime	No	Behind	Laptime
46		1:24.030	46		2:15.751	46		1:51.776	46		1:09.822	46		1:10.717
8	1 LAP	1:17.112	8	1 LAP	2:14.407	8	1 LAP	1:51.434	8	1 LAP	1:12.625	43	3 LAPS	1:46.850
60	2 LAPS	2:45.335P	69	17 LAPS	5:32.155	69	17 LAPS	1:51.658	25	1 LAP	1:15.009	8	1 LAP	1:11.581
25	1 LAP	1:45.821	41	3 LAPS	4:11.719	41	3 LAPS	1:52.038	22	1 LAP	1:18.301	25	1 LAP	1:12.257
66	7 LAPS	1:46.125	4	4 LAPS	4:45.453	4	4 LAPS	1:51.657	69	17 LAPS	1:24.891	22	1 LAP	1:11.250
22	1 LAP	1:46.272	10	2 LAPS	2:24.587	10	2 LAPS	1:51.552	66	7 LAPS	1:22.134	66	7 LAPS	1:11.328
21	2 LAPS	1:46.336	25	1 LAP	1:13.986	25	1 LAP	1:22.375	21	2 LAPS	1:22.210	21	2 LAPS	1:17.381
14	2 LAPS	1:46.536	66	7 LAPS	1:14.086	66	7 LAPS	1:22.083	14	2 LAPS	1:22.313	14	2 LAPS	1:16.988
59	2 LAPS	1:49.990	22	1 LAP	1:13.824	22	1 LAP	1:21.958	41	3 LAPS	1:27.216	69	17 LAPS	1:20.930
18	3 LAPS	1:52.231	21	2 LAPS	1:15.523	21	2 LAPS	1:20.115	10	2 LAPS	1:26.331	18	3 LAPS	1:15.358
5	3 LAPS	1:54.814	14	2 LAPS	1:18.004	14	2 LAPS	1:17.807	18	3 LAPS	1:17.952	10	2 LAPS	1:22.133
43	2 LAPS	1:54.754	59	2 LAPS	1:20.772	59	2 LAPS	1:20.309	59	2 LAPS	1:23.989	41	3 LAPS	1:23.754
9	2 LAPS	1:54.233	18	3 LAPS	1:18.260	18	3 LAPS	1:20.392	4	4 LAPS	1:43.771	59	2 LAPS	1:20.042
28	2 LAPS	1:55.284	5	3 LAPS	1:27.246	5	3 LAPS	1:26.115	5	3 LAPS	1:24.173	4	4 LAPS	1:25.962P
61	2 LAPS	1:59.064P	43	2 LAPS	1:27.179	43	2 LAPS	1:25.873	9	2 LAPS	1:23.951	60	2 LAPS	1:19.524
			9	2 LAPS	1:26.967	9	2 LAPS	1:25.834	60	2 LAPS	1:20.193	9	2 LAPS	1:24.388
			28	2 LAPS	1:29.323	28	2 LAPS	1:28.180	28	2 LAPS	1:24.841	5	3 LAPS	1:25.307
			60	2 LAPS	2:41.640	60	2 LAPS	1:19.666						

Britsports & Gold Arts 100

LAP CHART - RACE 2

(contd.)

Lap 26			Lap 27			Lap 28			Lap 29			Lap 30		
No	Behind	Laptime	No	Behind	Laptime	No	Behind	Laptime	No	Behind	Laptime	No	Behind	Laptime
46		1:08.426	46		1:12.663	46		1:09.338	46		1:09.609	46		1:07.983
28	3 LAPS	1:23.035	60	3 LAPS	1:18.329	60	3 LAPS	1:16.738	10	3 LAPS	1:23.154	59	3 LAPS	1:20.247
8	1 LAP	1:13.368	9	3 LAPS	1:23.482	8	1 LAP	1:11.729	59	3 LAPS	1:22.992	8	1 LAP	1:11.265
25	1 LAP	1:11.330	8	1 LAP	1:11.885	25	1 LAP	1:11.060	41	4 LAPS	1:24.869	10	3 LAPS	1:23.689
22	1 LAP	1:10.778	5	4 LAPS	1:24.834	22	1 LAP	1:11.867	8	1 LAP	1:11.597	25	1 LAP	1:11.713
66	7 LAPS	1:10.336	25	1 LAP	1:10.626	66	7 LAPS	1:12.133	25	1 LAP	1:10.277	22	1 LAP	1:10.909
43	3 LAPS	1:26.795	28	3 LAPS	1:22.482	9	3 LAPS	1:23.961	60	3 LAPS	1:18.590	66	7 LAPS	1:10.419
21	2 LAPS	1:14.593	22	1 LAP	1:10.124	5	4 LAPS	1:23.410	22	1 LAP	1:10.527	60	3 LAPS	1:17.861
14	2 LAPS	1:15.075	66	7 LAPS	1:09.318	28	3 LAPS	1:23.905	66	7 LAPS	1:08.950	41	4 LAPS	1:38.239
18	3 LAPS	1:16.659	43	3 LAPS	1:19.823	21	2 LAPS	1:15.124	9	3 LAPS	1:23.573	21	2 LAPS	1:14.948
69	17 LAPS	1:21.321	21	2 LAPS	1:14.481	14	2 LAPS	1:15.177	5	4 LAPS	1:23.642	9	3 LAPS	1:24.178
10	2 LAPS	1:22.699	14	2 LAPS	1:14.581	43	3 LAPS	1:23.381	28	3 LAPS	1:22.438	5	4 LAPS	1:23.583
41	3 LAPS	1:22.465	18	3 LAPS	1:12.967	18	3 LAPS	1:13.754	21	2 LAPS	1:14.458	18	3 LAPS	1:13.563
59	2 LAPS	1:19.531	69	17 LAPS	1:19.999	4	6 LAPS	3:30.136	14	2 LAPS	1:15.172	28	3 LAPS	1:23.105
			41	3 LAPS	1:22.566	69	17 LAPS	1:19.541	18	3 LAPS	1:15.224	14	2 LAPS	1:16.590
			10	2 LAPS	1:23.937				43	3 LAPS	1:19.619	43	3 LAPS	1:18.723
			59	2 LAPS	1:19.782				4	6 LAPS	1:18.218			
									69	17 LAPS	1:18.632			

Britsports & Gold Arts 100

LAP CHART - RACE 2

(contd.)

Lap 31			Lap 32			Lap 33			Lap 34			Lap 35		
No	Behind	Laptime	No	Behind	Laptime	No	Behind	Laptime	No	Behind	Laptime	No	Behind	Laptime
46		1:09.192	46		1:08.943	46		1:12.189	46		1:09.230			
4	7 LAPS	1:17.946	43	4 LAPS	1:18.863	14	3 LAPS	1:16.609	41	5 LAPS	1:22.788			
69	18 LAPS	1:20.296	4	7 LAPS	1:15.980	9	4 LAPS	1:23.192	14	3 LAPS	1:17.225			
8	1 LAP	1:10.422	8	1 LAP	1:10.440	5	5 LAPS	1:24.878	9	4 LAPS	1:24.745			
25	1 LAP	1:11.023	69	18 LAPS	1:19.672	43	4 LAPS	1:20.015	25	1 LAP	1:13.814			
66	7 LAPS	1:11.312	25	1 LAP	1:10.663	28	4 LAPS	1:25.945	4	7 LAPS	1:21.944			
59	3 LAPS	1:19.429	66	7 LAPS	1:08.097	4	7 LAPS	1:16.520	5	5 LAPS	1:24.423			
22	1 LAP	1:13.767	22	1 LAP	1:10.682	25	1 LAP	1:11.398	43	4 LAPS	1:24.413			
10	3 LAPS	1:23.511	59	3 LAPS	1:19.665	66	7 LAPS	1:10.948	66	7 LAPS	1:14.751			
60	3 LAPS	1:16.069	60	3 LAPS	1:17.056	8	1 LAP	1:15.255	8	1 LAP	1:14.864			
41	4 LAPS	1:24.300	10	3 LAPS	1:24.502	22	1 LAP	1:10.877	22	1 LAP	1:11.910			
21	2 LAPS	1:15.194	41	4 LAPS	1:22.980	69	18 LAPS	1:26.362P	28	4 LAPS	1:24.891			
18	3 LAPS	1:15.856	21	2 LAPS	1:15.009	59	3 LAPS	1:22.533	60	3 LAPS	1:16.115			
9	3 LAPS	1:23.506	18	3 LAPS	1:12.207	60	3 LAPS	1:16.739	59	3 LAPS	1:24.804			
14	2 LAPS	1:20.674				10	3 LAPS	1:22.680	18	3 LAPS	1:13.851			
5	4 LAPS	1:24.302				21	2 LAPS	1:14.060	21	2 LAPS	1:15.498			
28	3 LAPS	1:22.650				18	3 LAPS	1:13.670	10	3 LAPS	1:23.963			

Britsports & Gold Arts 100

LAP ANALYSIS - RACE 2

4	Dredge/Brodman	Radical SR3											
1 -	1:27.744	6 -	1:12.704	11 -	1:12.499	16 -	2:18.720P	21 -	1:25.962P	26 -	1:16.520		
2 -	1:18.096	7 -	1:13.843	12 -	1:13.226	17 -	2:23.975P	22 -	3:30.136	27 -	1:21.944		
3 -	1:15.584	8 -	1:16.973	13 -	1:45.355P	18 -	4:45.453	23 -	1:18.218				
4 -	1:14.258	9 -	1:13.697	14 -	2:47.289	19 -	1:51.657	24 -	1:17.946				
5 -	1:13.226	10 -	1:12.714	15 -	2:23.940	20 -	1:43.771	25 -	1:15.980				
5	Mike JONES	Caterham Blackbird											
1 -	1:38.014	6 -	1:24.630	11 -	4:46.719	16 -	1:26.336	21 -	1:24.173	26 -	1:23.583		
2 -	1:28.460	7 -	1:24.014	12 -	1:30.799	17 -	1:52.776	22 -	1:25.307	27 -	1:24.302		
3 -	1:27.794	8 -	1:25.376	13 -	1:28.209	18 -	1:54.814	23 -	1:24.834	28 -	1:24.878		
4 -	1:27.128	9 -	1:27.041	14 -	1:55.338	19 -	1:27.246	24 -	1:23.410	29 -	1:24.423		
5 -	1:27.119	10 -	1:29.582P	15 -	1:26.221	20 -	1:26.115	25 -	1:23.642				
8	Mike RICHARDS	Radical											
1 -	1:26.435	6 -	1:13.451	11 -	1:19.606P	16 -	2:08.570	21 -	2:14.407	26 -	1:11.885	31 -	1:10.440
2 -	1:20.585	7 -	1:13.234	12 -	2:39.428	17 -	1:14.575	22 -	1:51.434	27 -	1:11.729	32 -	1:15.255
3 -	1:16.760	8 -	1:15.811	13 -	2:03.623	18 -	1:13.695	23 -	1:12.625	28 -	1:11.597	33 -	1:14.864
4 -	1:15.894	9 -	1:14.648	14 -	1:18.936	19 -	1:13.405	24 -	1:11.581	29 -	1:11.265		
5 -	1:14.858	10 -	1:12.544	15 -	1:59.347	20 -	1:17.112	25 -	1:13.368	30 -	1:10.422		
9	Hoskins/Ruben	Ariel Atom											
1 -	1:38.417	6 -	1:25.231	11 -	2:07.925P	16 -	1:25.130	21 -	1:25.834	26 -	1:23.573		
2 -	1:27.279	7 -	1:26.251	12 -	2:48.104	17 -	1:26.071	22 -	1:23.951	27 -	1:24.178		
3 -	1:30.773	8 -	1:26.459	13 -	1:49.719	18 -	1:54.075	23 -	1:24.388	28 -	1:23.506		
4 -	1:26.994	9 -	1:25.199	14 -	1:26.604	19 -	1:54.233	24 -	1:23.482	29 -	1:23.192		
5 -	1:25.385	10 -	1:24.413	15 -	1:33.391	20 -	1:26.967	25 -	1:23.961	30 -	1:24.745		
10	Hayman/Green	Ariel Atom											
1 -	1:31.740	6 -	1:22.396	11 -	1:22.732	16 -	2:06.483	21 -	1:51.552	26 -	1:23.154	31 -	1:23.963
2 -	1:22.831	7 -	1:22.711	12 -	1:35.543	17 -	1:26.764	22 -	1:26.331	27 -	1:23.689		
3 -	1:22.536	8 -	1:21.238	13 -	2:31.182	18 -	1:20.804	23 -	1:22.133	28 -	1:23.511		
4 -	1:22.133	9 -	1:21.435	14 -	1:26.390	19 -	2:01.522P	24 -	1:22.699	29 -	1:24.502		
5 -	1:22.769	10 -	1:21.473	15 -	1:22.804	20 -	2:24.587	25 -	1:23.937	30 -	1:22.680		
14	Studer/Edwards	Westfield SC											
1 -	1:38.894	6 -	1:23.835	11 -	1:20.391	16 -	1:24.306	21 -	1:17.807	26 -	1:15.177	31 -	1:17.225
2 -	1:28.421	7 -	1:22.711	12 -	1:24.777P	17 -	1:18.418	22 -	1:22.313	27 -	1:15.172		
3 -	1:27.142	8 -	1:22.479	13 -	2:48.116	18 -	2:04.458	23 -	1:16.988	28 -	1:16.590		
4 -	1:27.117	9 -	1:21.167	14 -	2:10.591	19 -	1:46.536	24 -	1:15.075	29 -	1:20.674		
5 -	1:25.850	10 -	1:23.109	15 -	2:10.878	20 -	1:18.004	25 -	1:14.581	30 -	1:16.609		
18	Hobday/Buncombe	Chiron LMP3-04											
1 -	1:28.536	6 -	1:14.287	11 -	1:17.236	16 -	3:00.097	21 -	1:17.952	26 -	1:15.224	31 -	1:13.851
2 -	1:20.073	7 -	1:13.909	12 -	2:05.944P	17 -	1:50.314	22 -	1:15.358	27 -	1:13.563		
3 -	1:17.374	8 -	1:38.759	13 -	2:56.010	18 -	1:52.231	23 -	1:16.659	28 -	1:15.856		
4 -	1:16.316	9 -	1:18.032	14 -	2:22.306	19 -	1:18.260	24 -	1:12.967	29 -	1:12.207		
5 -	1:15.385	10 -	1:17.847	15 -	2:11.683	20 -	1:20.392	25 -	1:13.754	30 -	1:13.670		

Britsports & Gold Arts 100

LAP ANALYSIS - RACE 2

(contd.)

21	Gomes/Hopkins	Radical Prosport					
1 - 1:31.273	6 - 1:17.843	11 - 1:16.583	16 - 1:23.276	21 - 1:20.115	26 - 1:15.124	31 - 1:14.060	
2 - 1:20.875	7 - 1:17.387	12 - 2:04.371	17 - 1:20.143	22 - 1:22.210	27 - 1:14.458	32 - 1:15.498	
3 - 1:21.392	8 - 1:17.216	13 - 2:08.211P	18 - 2:04.875	23 - 1:17.381	28 - 1:14.948		
4 - 1:20.199	9 - 1:18.138	14 - 3:12.991	19 - 1:46.336	24 - 1:14.593	29 - 1:15.194		
5 - 1:18.828	10 - 1:17.372	15 - 2:11.202	20 - 1:15.523	25 - 1:14.481	30 - 1:15.009		
22	Quaife/Mortimer	Radical SR3					
1 - 1:27.899	6 - 1:14.542	11 - 1:15.387	16 - 3:01.477	21 - 1:13.824	26 - 1:10.124	31 - 1:10.682	
2 - 1:19.668	7 - 1:14.271	12 - 1:22.673	17 - 1:22.780	22 - 1:21.958	27 - 1:11.867	32 - 1:10.877	
3 - 1:17.181	8 - 1:17.278	13 - 1:20.460	18 - 1:15.925	23 - 1:18.301	28 - 1:10.527	33 - 1:11.910	
4 - 1:16.301	9 - 1:17.022	14 - 2:24.620	19 - 2:04.652	24 - 1:11.250	29 - 1:10.909		
5 - 1:15.061	10 - 1:28.250	15 - 1:45.811P	20 - 1:46.272	25 - 1:10.778	30 - 1:13.767		
25	Richardson/Vergers	Radical SR3					
1 - 1:29.875	6 - 1:19.171	11 - 1:14.262	16 - 2:09.593	21 - 1:13.986	26 - 1:10.626	31 - 1:10.663	
2 - 1:22.230	7 - 1:20.624P	12 - 1:38.335	17 - 1:20.320	22 - 1:22.375	27 - 1:11.060	32 - 1:11.398	
3 - 1:21.339	8 - 1:57.460	13 - 2:31.386	18 - 1:13.104	23 - 1:15.009	28 - 1:10.277	33 - 1:13.814	
4 - 1:21.295	9 - 1:12.577	14 - 1:20.531	19 - 2:10.772	24 - 1:12.257	29 - 1:11.713		
5 - 1:20.199	10 - 1:11.384	15 - 1:25.463	20 - 1:45.821	25 - 1:11.330	30 - 1:11.023		
28	John HAWKINS	Westfield SE1					
1 - 1:42.505	6 - 1:27.329	11 - 1:59.415P	16 - 1:29.352	21 - 1:28.180	26 - 1:22.438		
2 - 1:28.553	7 - 1:29.662	12 - 2:45.041	17 - 1:23.785	22 - 1:24.841	27 - 1:23.105		
3 - 1:26.816	8 - 1:27.305	13 - 1:54.055	18 - 1:44.206	23 - 1:23.035	28 - 1:22.650		
4 - 1:26.483	9 - 1:28.087	14 - 1:33.632	19 - 1:55.284	24 - 1:22.482	29 - 1:25.945		
5 - 1:25.890	10 - 1:26.469	15 - 1:29.657	20 - 1:29.323	25 - 1:23.905	30 - 1:24.891		
41	Graham BOOTH	Caterham Blackbird					
1 - 1:37.214	6 - 1:24.602	11 - 1:25.242	16 - 1:39.293	21 - 1:27.216	26 - 1:38.239		
2 - 1:26.917	7 - 1:23.851	12 - 1:24.521	17 - 1:26.473	22 - 1:23.754	27 - 1:24.300		
3 - 1:25.172	8 - 1:25.744	13 - 2:19.608	18 - 1:29.832P	23 - 1:22.465	28 - 1:22.980		
4 - 1:25.038	9 - 1:24.074	14 - 1:45.457	19 - 4:11.719	24 - 1:22.566	29 - 1:22.788		
5 - 1:25.772	10 - 1:23.628	15 - 1:24.476	20 - 1:52.038	25 - 1:24.869			
43	Rachid BAZOUBA	Caterham					
1 - 1:39.353	6 - 1:24.830	11 - 2:06.937P	16 - 1:22.445	21 - 1:25.873	26 - 1:19.619		
2 - 1:28.400	7 - 1:36.770	12 - 2:47.612	17 - 1:20.415	22 - 1:46.850	27 - 1:18.723		
3 - 1:27.620	8 - 1:22.370	13 - 1:53.898	18 - 1:52.161	23 - 1:26.795	28 - 1:18.863		
4 - 1:26.853	9 - 1:20.673	14 - 1:33.587	19 - 1:54.754	24 - 1:19.823	29 - 1:20.015		
5 - 1:27.150	10 - 1:25.547	15 - 1:29.452	20 - 1:27.179	25 - 1:23.381	30 - 1:24.413		
46	Sinclair/Allpass	Jade Trackstar					
1 - 1:17.601	6 - 1:13.987	11 - 1:11.752	16 - 2:23.722	21 - 1:24.030	26 - 1:08.426	31 - 1:09.192	
2 - 1:11.796	7 - 1:10.262	12 - 1:12.287	17 - 2:11.292	22 - 2:15.751	27 - 1:12.663	32 - 1:08.943	
3 - 1:10.702	8 - 1:11.535	13 - 1:13.158	18 - 1:14.826	23 - 1:51.776	28 - 1:09.338	33 - 1:12.189	
4 - 1:10.541	9 - 1:10.260	14 - 1:15.816P	19 - 1:10.402	24 - 1:09.822	29 - 1:09.609	34 - 1:09.230	
5 - 1:11.802	10 - 1:13.752	15 - 2:41.519	20 - 1:09.446	25 - 1:10.717	30 - 1:07.983		

Weather / Track : Cloudy / Damp

Donington Park
Circuit Length = 1.9573 miles.
Start: 12:38 End: 13:25

Britsports & Gold Arts 100

LAP ANALYSIS - RACE 2

(contd.)

59	Laslett/Wilshire	Radical SR3					
1 - 1:31.168	6 - 1:21.753	11 - 1:21.523	16 - 1:27.723	21 - 1:20.309	26 - 1:22.992	31 - 1:24.804	
2 - 1:24.455	7 - 1:21.635	12 - 1:37.921	17 - 1:20.638	22 - 1:23.989	27 - 1:20.247		
3 - 1:22.745	8 - 1:20.527	13 - 2:03.491P	18 - 1:59.733	23 - 1:20.042	28 - 1:19.429		
4 - 1:22.464	9 - 1:20.439	14 - 3:13.114	19 - 1:49.990	24 - 1:19.531	29 - 1:19.665		
5 - 1:22.274	10 - 1:20.371	15 - 2:11.159	20 - 1:20.772	25 - 1:19.782	30 - 1:22.533		
60	Richard FEARNES	Radical SR3					
1 - 1:35.617	6 - 1:22.302	11 - 1:19.054	16 - 1:29.939	21 - 1:19.666	26 - 1:18.590	31 - 1:16.115	
2 - 1:28.184	7 - 1:21.348	12 - 1:32.025P	17 - 1:24.025	22 - 1:20.193	27 - 1:17.861		
3 - 1:24.047	8 - 1:20.652	13 - 2:42.002	18 - 1:18.544	23 - 1:19.524	28 - 1:16.069		
4 - 1:24.673	9 - 1:20.701	14 - 1:53.384	19 - 2:45.335P	24 - 1:18.329	29 - 1:17.056		
5 - 1:23.884	10 - 1:21.231	15 - 1:33.694	20 - 2:41.640	25 - 1:16.738	30 - 1:16.739		
61	John TAYLOR	Caterham 7					
1 - 1:40.704	6 - 1:25.877	11 - 2:08.043P	16 - 1:28.605				
2 - 1:27.928	7 - 1:28.433	12 - 2:49.489	17 - 1:23.846				
3 - 1:28.445	8 - 1:25.438	13 - 1:53.819	18 - 1:45.230				
4 - 1:26.977	9 - 1:23.511	14 - 1:33.667	19 - 1:59.064P				
5 - 1:25.558	10 - 1:24.434	15 - 1:29.736					
66	Halkiopoulos/Katsimis	Juno SS V6					
1 - 1:44.494P	6 - 1:22.914	11 - 1:23.015	16 - 1:22.083	21 - 1:12.133	26 - 1:10.948		
2 - X:00.000	7 - 2:30.108	12 - 1:15.039	17 - 1:22.134	22 - 1:08.950	27 - 1:14.751		
3 - 1:12.754	8 - 1:26.255	13 - 2:05.510	18 - 1:11.328	23 - 1:10.419			
4 - 1:17.818	9 - 1:23.046	14 - 1:46.125	19 - 1:10.336	24 - 1:11.312			
5 - 1:10.624	10 - 2:06.411	15 - 1:14.086	20 - 1:09.318	25 - 1:08.097			
69	Jeff DAVIES	Radical Prosport					
1 - X:00.000	6 - 1:51.658	11 - 1:19.541					
2 - 2:09.778	7 - 1:24.891	12 - 1:18.632					
3 - 2:10.877	8 - 1:20.930	13 - 1:20.296					
4 - 1:41.878P	9 - 1:21.321	14 - 1:19.672					
5 - 5:32.155	10 - 1:19.999	15 - 1:26.362P					
70	Paul HOGARTH	Radical					
1 - 1:43.955P							

Britsports & Gold Arts 100

RACE CLASSIFICATION - RACE 1 and 2

POS	NO	CL	DRIVER	CAR	TIME	LAPS	GAP	MPH	BEST
1	25	1	Richardson/Vergers	Radical SR3	1:32:41.526	65		82.33	1:10.277
2	46	1	Sinclair/Allpass	Jade Trackstar	1:32:49.798	65	8.272	82.21	1:07.983
3	22	1	Quaife/Mortimer	Radical SR3	1:33:14.797	65	33.271	81.84	1:10.124
4	8	2	Mike RICHARDS	Radical	1:32:51.120	64	1 LAP	80.92	1:10.422
5	18	1	Hobday/Buncombe	Chiron LMP3-04	1:34:22.043	62	3 LAPS	77.13	1:12.207
6	21	2	Gomes/Hopkins	Radical Prosport	1:34:45.268	62	3 LAPS	76.82	1:14.060
7	60	2	Richard FEARNS	Radical SR3	1:34:20.380	61	4 LAPS	75.91	1:16.069
8	59	2	Laslett/Wilshire	Radical SR3	1:34:37.120	61	4 LAPS	75.69	1:19.429
9	14	3	Studer/Edwards	Westfield SC	1:32:56.617	60	5 LAPS	75.79	1:14.581
10	10	3	Hayman/Green	Ariel Atom	1:34:30.414	60	5 LAPS	74.53	1:20.804
11	66	1	Halkiopoulos/Katsimis	Juno SS V6	1:32:43.995	59	6 LAPS	74.69	1:08.097
12	9	3	Hoskins/Ruben	Ariel Atom	1:33:50.756	59	6 LAPS	73.81	1:23.192
13	41	3	Graham BOOTH	Caterham Blackbird	1:32:47.651	58	7 LAPS	73.38	1:22.465
14	43	3	Rachid BAZOUBA	Caterham	1:33:05.805	58	7 LAPS	73.14	1:18.723
15	4	2	Dredge/Brodman	Radical SR3	1:33:09.985	58	7 LAPS	73.09	1:12.499
16	5	3	Mike JONES	Caterham Blackbird	1:33:50.358	58	7 LAPS	72.56	1:23.410
17	28	3	John HAWKINS	Westfield SE1	1:33:11.596	57	8 LAPS	71.80	1:22.438

NOT CLASSIFIED

61	3	John TAYLOR	Caterham 7	1:17:44.563	47	D.N.F.	70.97	1:23.511
70	2	Paul HOGARTH	Radical	48:23.895	30	D.N.F.	72.75	1:20.471
69	2	Jeff DAVIES	Radical Prosport	52:40.730	20	D.N.F.	44.55	1:18.632
15	1	Oldershaw/Huggins	Juno	24:41.394	14	D.N.F.	66.51	1:21.196

FASTEST LAP

46	1	Sinclair/Allpass	Jade Trackstar	1:07.983	61	103.64mph	166.80kph
8	2	Mike RICHARDS	Radical	1:10.422	61	100.05mph	161.02kph
14	3	Studer/Edwards	Westfield SC	1:14.581	54	94.47mph	152.04kph

Weather / Track : Cloudy / Damp

These results are provisional until the conclusion of any judicial and technical matters.

Donington Park
Circuit Length = 1.9573 miles.
Start: 12:38 End: 13:25

Clerk of Course:	Timekeeper:
------------------	-------------

Open 2HR Race

QUALIFYING - RACE 3

POS	NO	CL	DRIVER	CAR	TIME	LAPS	GAP	MPH
1	28		Taysom/Westbrook	Porsche GT3 Cup	1:18.887	20		89.32
2	30		Cole/Lebase	Corvette C5	1:19.903	20	1.016	88.18
3	43		Burton/Flux	F360	1:20.036	20	1.149	88.03
4	17		ECLIPSE	TVR 400	1:21.363	20	2.476	86.60
5	5		Hurst/Wood	Audi A4 Super Tourer	1:21.465	18	2.578	86.49
6	21		Coleman/Sugden	Ferrari F380 Cup	1:21.567	19	2.680	86.38
7	37		Young/Healey	Porsche GT3 Cup	1:21.591	19	2.704	86.36
8	4		Westwood/Corridan	Porsche 996 GT3	1:21.718	19	2.831	86.22
9	10		TBD		1:21.919	18	3.032	86.01
10	20		Noble/MacKinon/Glover	Noble 400	1:22.267	16	3.380	85.65
11	24		Mustill/Middlehurst	Nissan Skyline	1:22.946	17	4.059	84.95
12	99		TBD		1:23.256	16	4.369	84.63
13	22		Griffin/Waterworth	V10 Viper	1:23.329	10	4.442	84.56
14	88		Turner/Allard	VW Golf TDi	1:23.589	13	4.702	84.29
15	26		Gilbert/Forbes/Howard	TVR Tuscan	1:25.819	15	6.932	82.10
16	11		Edwards/Newman	Marcos GT Cup	1:27.665	18	8.778	80.37
17	32		Rodriguez/Moore	BMW CSL	1:27.667	8	8.780	80.37
18	35		Witt GAMASKI	F355	1:29.171	14	10.284	79.02
19	33		Thorpe/Reynolds	Lotus Exige Cup	1:29.370	19	10.483	78.84
20	15		Upton/Orford	TVR Tuscan	1:29.389	18	10.502	78.82
21	23		Treasure/Cummings	Lotus Exige	1:33.948	13	15.061	75.00
22	25		Tony RODGERS	Porsche 996	27:31.151	1	26:12.264	4.26

Weather / Track : Cloudy / Damp

These results are provisional until the conclusion of any judicial and technical matters.

Donington Park
Circuit Length = 1.9573 miles.
Start: 09:27 End: 09:57

Clerk of Course:	Timekeeper:
------------------	-------------

Open 2HR Race

LAP ANALYSIS - QUALIFYING - RACE 3

4	Westwood/Corridan	Porsche 996 GT3					
1 -	6:22.274	6 -	1:21.718	11 -	1:29.936	16 -	1:27.644
2 -	1:28.969	7 -	1:21.997	12 -	1:28.441	17 -	1:26.241
3 -	1:24.266	8 -	1:29.934P	13 -	1:25.082	18 -	1:27.108
4 -	1:22.190	9 -	3:46.829	14 -	1:26.522	19 -	1:26.363
5 -	1:21.776	10 -	1:35.573	15 -	1:25.687		
5	Hurst/Wood	Audi A4 Super Tourer					
1 -	6:18.883	6 -	1:24.284	11 -	1:24.563	16 -	1:21.560
2 -	1:34.037	7 -	1:24.824	12 -	1:21.747	17 -	1:42.808
3 -	1:29.727	8 -	1:25.674	13 -	1:21.465	18 -	2:43.698P
4 -	1:29.383	9 -	1:36.358P	14 -	1:22.352		
5 -	1:24.196	10 -	3:28.787	15 -	1:22.296		
10	TBD						
1 -	6:31.107	6 -	1:31.563	11 -	1:24.082	16 -	1:23.487
2 -	1:38.201	7 -	1:31.362	12 -	1:24.770	17 -	1:22.870
3 -	1:32.213	8 -	1:39.168P	13 -	1:22.055	18 -	1:21.919
4 -	1:31.472	9 -	4:26.348	14 -	1:23.841		
5 -	1:39.193	10 -	1:25.659	15 -	1:22.723		
11	Edwards/Newman	Marcos GT Cup					
1 -	6:34.490	6 -	1:38.922P	11 -	1:29.813	16 -	1:28.122
2 -	1:41.228	7 -	3:15.250	12 -	1:28.984	17 -	1:28.602
3 -	1:36.467	8 -	1:31.478	13 -	1:28.144	18 -	1:27.665
4 -	1:39.355P	9 -	1:29.963	14 -	1:28.683		
5 -	2:27.608	10 -	1:30.987	15 -	1:28.400		
15	Upton/Orford	TVR Tuscan					
1 -	7:24.602	6 -	1:31.778	11 -	3:08.999	16 -	1:31.277
2 -	1:48.902	7 -	1:33.222	12 -	1:40.678	17 -	1:29.389
3 -	1:40.653	8 -	1:30.149	13 -	1:29.692	18 -	1:30.169
4 -	1:36.621	9 -	1:31.038	14 -	1:31.796		
5 -	1:32.870	10 -	1:42.483P	15 -	1:29.735		
17	ECLIPSE	TVR 400					
1 -	6:22.039	6 -	1:23.573	11 -	3:14.691	16 -	1:23.412
2 -	1:35.392	7 -	1:22.602	12 -	1:48.058	17 -	1:24.057
3 -	1:25.635	8 -	1:22.637	13 -	1:27.025	18 -	1:23.232
4 -	1:27.293	9 -	1:21.363	14 -	1:25.081	19 -	1:25.627
5 -	1:24.233	10 -	1:30.768P	15 -	1:27.478	20 -	1:23.902
20	Noble/MacKinson/Glover	Noble 400					
1 -	6:36.153	6 -	1:30.009	11 -	1:25.654	16 -	1:33.867P
2 -	1:39.895	7 -	1:30.040	12 -	1:22.866		
3 -	1:31.772	8 -	1:35.914P	13 -	1:25.492		
4 -	1:32.095P	9 -	2:21.946	14 -	1:23.670		
5 -	2:46.869	10 -	1:25.980	15 -	1:22.267		

Open 2HR Race

LAP ANALYSIS - QUALIFYING - RACE 3

(contd.)

21	Coleman/Sugden	Ferrari F380 Cup			
1 -	6:35.424	6 -	1:29.787	11 -	1:26.933
2 -	1:41.917	7 -	1:30.980	12 -	1:39.127P
3 -	1:33.915	8 -	1:33.086	13 -	3:07.971
4 -	1:31.714	9 -	1:27.048	14 -	1:24.117
5 -	1:32.890	10 -	1:27.404	15 -	1:22.431
16 -	1:23.232				
17 -	1:23.078				
18 -	1:21.567				
19 -	1:24.415				
22	Griffin/Waterworth	V10 Viper			
1 -	X:00.000	6 -	1:27.031		
2 -	1:34.814	7 -	1:30.713P		
3 -	1:29.708	8 -	3:35.357		
4 -	1:42.665	9 -	1:24.024		
5 -	1:27.375	10 -	1:23.329		
23	Treasure/Cummings	Lotus Exige			
1 -	6:34.348P	6 -	1:41.016	11 -	5:51.326
2 -	2:45.527	7 -	1:41.112	12 -	1:36.331
3 -	1:43.303	8 -	1:38.439	13 -	1:33.948
4 -	2:05.186P	9 -	1:41.662		
5 -	4:51.323	10 -	1:53.647P		
24	Mustill/Middlehurst	Nissan Skyline			
1 -	9:48.399	6 -	1:30.507	11 -	1:25.744
2 -	1:29.471	7 -	1:28.253	12 -	1:22.946
3 -	1:30.642	8 -	1:26.469	13 -	1:41.459P
4 -	1:26.810	9 -	1:25.795	14 -	3:54.413
5 -	1:27.799	10 -	1:27.446	15 -	1:23.604
16 -	1:25.631				
17 -	1:24.251				
25	Tony RODGERS	Porsche 996			
1 -	X:00.000				
26	Gilbert/Forbes/Howard	TVR Tuscan			
1 -	6:46.394	6 -	1:43.930P	11 -	1:26.995
2 -	1:53.322	7 -	3:14.938	12 -	2:54.189
3 -	1:42.502	8 -	1:30.463	13 -	1:25.819
4 -	3:01.851	9 -	1:32.616	14 -	1:26.816
5 -	1:38.929	10 -	1:31.095	15 -	1:44.009P
28	Taysom/Westbrook	Porsche GT3 Cup			
1 -	6:17.027	6 -	1:27.122	11 -	1:20.744
2 -	1:34.004	7 -	1:27.914	12 -	1:22.367
3 -	1:31.219	8 -	1:35.462P	13 -	1:19.848
4 -	1:31.736	9 -	3:33.309	14 -	1:19.843
5 -	1:28.698	10 -	1:23.281	15 -	1:24.404
16 -	1:18.887				
17 -	1:28.228				
18 -	1:20.741				
19 -	1:19.708				
20 -	1:19.648				

Open 2HR Race

LAP ANALYSIS - QUALIFYING - RACE 3

(contd.)

30	Cole/Lebase	Corvette C5					
1 -	6:20.991	6 -	1:28.703P	11 -	1:20.808	16 -	1:22.511
2 -	1:33.700	7 -	2:25.045	12 -	1:19.903	17 -	1:21.830
3 -	1:25.383	8 -	1:21.814	13 -	1:19.940	18 -	1:20.985
4 -	1:22.046	9 -	1:21.554	14 -	1:27.046P	19 -	1:21.152
5 -	1:20.869	10 -	1:20.453	15 -	3:02.798	20 -	1:20.110
32	Rodriguez/Moore	BMW CSL					
1 -	X:00.000	6 -	2:40.920				
2 -	1:31.208	7 -	1:30.432				
3 -	1:30.738	8 -	1:29.591				
4 -	1:27.667						
5 -	1:32.635P						
33	Thorpe/Reynolds	Lotus Exige Cup					
1 -	6:27.431	6 -	1:32.554	11 -	1:32.351	16 -	1:30.367
2 -	1:38.653	7 -	1:32.265	12 -	1:30.829	17 -	1:29.745
3 -	1:34.650	8 -	1:35.871	13 -	1:30.580	18 -	1:30.326
4 -	1:32.666	9 -	1:38.822P	14 -	1:30.414	19 -	1:47.395P
5 -	1:37.202	10 -	3:02.012	15 -	1:29.370		
35	Witt GAMASKI	F355					
1 -	X:00.000	6 -	3:11.087	11 -	2:48.794		
2 -	1:34.106	7 -	1:30.435	12 -	1:29.830		
3 -	1:31.394	8 -	1:30.828	13 -	1:29.271		
4 -	1:31.119	9 -	1:29.171	14 -	1:31.726		
5 -	1:37.818P	10 -	1:35.999P				
37	Young/Healey	Porsche GT3 Cup					
1 -	6:24.877	6 -	1:21.591	11 -	1:30.070	16 -	1:23.231
2 -	1:30.403	7 -	1:31.911P	12 -	1:24.366	17 -	1:23.662
3 -	1:25.505	8 -	3:51.559	13 -	1:33.920	18 -	1:23.320
4 -	1:23.326	9 -	1:25.844	14 -	1:23.929	19 -	1:25.123
5 -	1:22.221	10 -	1:25.041	15 -	1:35.126		
43	Burton/Flux	F360					
1 -	6:38.934	6 -	2:55.750	11 -	1:23.139	16 -	1:20.940
2 -	1:39.385	7 -	1:25.327	12 -	1:24.302	17 -	1:22.397
3 -	1:35.126	8 -	1:24.394	13 -	1:21.265	18 -	1:21.835
4 -	1:33.454	9 -	1:22.373	14 -	1:21.811	19 -	1:26.499
5 -	1:37.260P	10 -	1:26.874	15 -	1:20.618	20 -	1:20.036
88	Turner/Allard	VW Golf TDi					
1 -	6:24.757	6 -	7:44.276	11 -	2:47.084		
2 -	1:44.421	7 -	1:25.115	12 -	1:30.289		
3 -	1:44.387	8 -	1:24.234	13 -	1:25.275		
4 -	1:41.974	9 -	1:23.589				
5 -	1:50.276P	10 -	1:30.313P				


Open 2HR Race

LAP ANALYSIS - QUALIFYING - RACE 3

(contd.)

99	TBD				
1 - 9:54.194	6 - 1:25.690	11 - 1:25.022	16 - 1:32.213P		
2 - 1:29.996	7 - 1:33.201P	12 - 1:23.292			
3 - 1:31.972	8 - 4:24.430	13 - 1:24.082			
4 - 1:29.175	9 - 1:24.021	14 - 1:23.256			
5 - 1:27.073	10 - 1:24.682	15 - 1:23.545			

Open 2HR Race GRID - RACE 3

ROW 11	1:33.948 23 Treasure/Cummings	27:31.151 25 RODGERS
ROW 10	1:29.370 33 Thorpe/Reynolds	1:29.389 15 Upton/Orford
ROW 9	1:27.667 32 Rodriguez/Moore	1:29.171 35 GAMASKI
ROW 8	1:25.819 26 Gilbert/Forbes/Howard	1:27.665 11 Edwards/Newman
ROW 7	1:23.329 22 Griffin/Waterworth	1:23.589 88 Turner/Allard
ROW 6	1:22.946 24 Mustill/Middlehurst	1:23.256 99 TBD
ROW 5	1:21.919 10 TBD	1:22.267 20 Noble/MacKinon/Glover
ROW 4	1:21.591 37 Young/Healey	1:21.718 4 Westwood/Corridan
ROW 3	1:21.465 5 Hurst/Wood	1:21.567 21 Coleman/Sugden
ROW 2	1:20.036 43 Burton/Flux	1:21.363 17 ECLIPSE
ROW 1	1:18.887 28 Taysom/Westbrook	1:19.903 30 Cole/Lebase
POLE		
		

Weather / Track : Cloudy / Damp

These results are provisional until the conclusion of any judicial and technical matters.

Donington Park
Circuit Length = 1.9573 miles.
Start: 09:27 End: 09:57

Clerk of Course:

Timekeeper:

Donington Open 2 Hour Race

RACE CLASSIFICATION - RACE 3

POS	NO	CL	DRIVER	CAR	TIME	LAPS	GAP	MPH	BEST
1	30		Cole/Lebase	Corvette C5	1:00:37.023	46		89.08	1:11.123
2	22		Griffin/Waterworth	V10 Viper	1:01:43.253	46	1:06.230	87.49	1:12.168
3	17		Griffiths/Ryan	TVR 400	1:01:43.627	46	1:06.604	87.48	1:11.090
4	43		Burton/Flux	F360	1:01:01.679	45	1 LAP	86.56	1:12.684
5	28		Taysom/Westbrook	Porsche GT3 Cup	1:00:38.978	44	2 LAPS	85.16	1:11.790
6	88		Turner/Allard	VW Golf TDi	1:00:59.560	44	2 LAPS	84.68	1:13.983
7	10		Back/Wood	Ferrari GT Cup	1:01:47.092	44	2 LAPS	83.60	1:15.586
8	37		Young/Healey	Porsche GT3 Cup	1:01:06.833	43	3 LAPS	82.59	1:12.409
9	11		Edwards/Demitriou	Marcos GT Cup	1:01:09.323	43	3 LAPS	82.54	1:16.798
10	24		Nigel MUSTILL	Nissan Skyline	1:01:42.638	43	3 LAPS	81.80	1:16.408
11	32		Rodriguez/Dawe	BMW CSL	1:01:46.141	43	3 LAPS	81.72	1:18.464
12	33		Thorpe/Reynolds	Lotus Exige Cup	1:00:26.849	42	4 LAPS	81.56	1:17.815
13	35		Witt GAMASKI	F355	1:01:28.471	41	5 LAPS	78.29	1:18.609
14	23		Treasure/Cummings	Lotus Exige	54:49.391	35	11 LAPS	74.94	1:21.533
15	15		Upton/Arford/Watt	TVR Tuscan	1:01:03.865	35	11 LAPS	67.28	1:17.127
16	5		Hurst/Wood	Audi A4 Super Tourer	52:08.517	27	19 LAPS	60.77	1:12.149
17	4		Westwood/Corridan	Porsche 996 GT3	35:47.463	26	20 LAPS	85.26	1:12.331
18	99		Davidson/Greensall	Super Mini Britcar	31:36.910	21	25 LAPS	77.94	1:14.751
19	26		Gilbert/Howard	TVR Tuscan	29:41.507	13	33 LAPS	51.35	1:20.669
20	20		Noble/MacKinon/Short	Noble 400	35:28.817	10	36 LAPS	33.04	1:17.636
21	21		Coleman/Sugden	Ferrari F380 Cup	1:01:48.116	6	40 LAPS	11.37	1:14.894

FASTEST LAP

17	Griffiths/Ryan	TVR 400	1:11.090	40	99.11mph	159.51kph
----	-----------------------	---------	----------	----	----------	-----------

Weather / Track : Cloudy / Damp

These results are provisional until the conclusion of any judicial and technical matters.

Donington Park
Circuit Length = 1.9573 miles.
Start: 13:37 End: 14:39

Clerk of Course:

Timekeeper:

Donington Open 2 Hour Race LAP CHART - RACE 3

Lap 1			Lap 2			Lap 3			Lap 4			Lap 5		
No	Behind	Laptime	No	Behind	Laptime	No	Behind	Laptime	No	Behind	Laptime	No	Behind	Laptime
28		1:16.111	28		1:12.322	28		1:12.339	28		1:12.165	28		1:16.307
5	2.209	1:18.320	5	5.413	1:15.526	5	6.640	1:13.566	5	7.816	1:13.341	26	1 LAP	1:29.311
37	5.008	1:21.119	37	6.257	1:13.571	37	7.769	1:13.851	37	8.413	1:12.809	11	1 LAP	1:23.217
17	6.226	1:22.337	17	9.615	1:15.711	17	12.773	1:15.497	17	15.538	1:14.930	15	1 LAP	1:28.132
30	6.931	1:23.042	4	13.314	1:17.621	4	16.382	1:15.407	4	17.749	1:13.532	10	1 LAP	1:23.053
43	7.733	1:23.844	43	14.044	1:18.633	43	16.807	1:15.102	43	18.253	1:13.611	24	2 LAPS	3:04.820
4	8.015	1:24.126	20	15.447	1:17.905	20	20.744	1:17.636	30	27.921	1:15.219	5	5.236	1:13.727
20	9.864	1:25.975	30	21.305	1:26.696	30	24.867	1:15.901	20	28.355	1:19.776	37	5.652	1:13.546
88	15.282	1:31.393	88	23.347	1:20.387	88	28.255	1:17.247	88	32.392	1:16.302	17	12.687	1:13.456
99	15.312	1:31.423	22	31.193	1:24.014	22	37.726	1:18.872	22	42.352	1:16.791	4	14.539	1:13.097
24	15.698	1:31.809	35	35.588	1:24.901	35	44.728	1:21.479	35	52.885	1:20.322	43	14.904	1:12.958
22	19.501	1:35.612	24	41.227	1:37.851P	33	56.096	1:24.074	33	1:05.039	1:21.108	30	25.340	1:13.726
35	23.009	1:39.120	33	44.361	1:30.162	32	57.731	1:24.683	99	1:05.797	1:17.771	88	31.205	1:15.120
26	24.855	1:40.966	32	45.387	1:31.683	99	1:00.191	1:20.168	32	1:08.882	1:23.316	20	35.120	1:23.072P
32	26.026	1:42.137	23	45.727	1:28.935	23	1:01.772	1:28.384	23	1:15.870	1:26.263	22	42.273	1:16.228
33	26.521	1:42.632	26	46.460	1:33.927	26	1:03.196	1:29.075				35	55.514	1:18.936
15	28.676	1:44.787	15	47.143	1:30.789	15	1:04.879	1:30.075				99	1:05.623	1:16.133
23	29.114	1:45.225	99	52.362	1:49.372	11	1:09.496	1:23.281				33	1:10.261	1:21.529
11	47.395	2:03.506	11	58.554	1:23.481	10	1:10.183	1:21.959						
10	47.808	2:03.919	10	1:00.563	1:25.077									

Donington Open 2 Hour Race

LAP CHART - RACE 3

(contd.)

Lap 6			Lap 7			Lap 8			Lap 9			Lap 10		
No	Behind	Laptime	No	Behind	Laptime	No	Behind	Laptime	No	Behind	Laptime	No	Behind	Laptime
28		1:12.063	28		1:12.636	28		1:12.150	28		1:12.612	28		1:12.368
32	1 LAP	1:20.926	33	1 LAP	1:21.669	99	1 LAP	1:15.866	99	1 LAP	1:17.468	99	1 LAP	1:15.074
37	10.830	1:17.241	32	1 LAP	1:21.334	37	13.887	1:14.111	35	1 LAP	1:20.655	35	1 LAP	1:19.227
23	1 LAP	1:26.136	37	11.926	1:13.732	33	1 LAP	1:21.912	37	14.288	1:13.013	37	14.805	1:12.885
11	1 LAP	1:22.870	5	18.212	1:14.699	5	18.596	1:12.534	5	19.729	1:13.745	5	19.853	1:12.492
5	16.149	1:22.976	4	19.180	1:15.136	4	20.007	1:12.977	4	20.678	1:13.283	4	20.789	1:12.479
4	16.680	1:14.204	43	19.899	1:15.428	32	1 LAP	1:22.340	43	21.169	1:13.200	43	21.485	1:12.684
43	17.107	1:14.266	11	1 LAP	1:23.198	43	20.581	1:12.832	33	1 LAP	1:22.221	30	30.725	1:12.576
10	1 LAP	1:28.252	17	27.552	1:15.470	30	30.616	1:14.690	32	1 LAP	1:20.639	33	1 LAP	1:21.053
17	24.718	1:24.094	30	28.076	1:14.408	11	1 LAP	1:21.423	30	30.517	1:12.513	32	1 LAP	1:20.235
15	1 LAP	1:32.391	10	1 LAP	1:21.549	10	1 LAP	1:19.566	11	1 LAP	1:19.896	17	49.093	1:16.405
30	26.304	1:13.027	23	1 LAP	1:29.467	17	41.845	1:26.443	10	1 LAP	1:19.305	11	1 LAP	1:20.599
88	34.473	1:15.331	88	36.635	1:14.798	88	42.089	1:17.604	17	45.056	1:15.823	88	51.597	1:18.090
24	2 LAPS	1:47.199	15	1 LAP	1:27.414	23	1 LAP	1:27.736	88	45.875	1:16.398	10	1 LAP	1:21.273
22	47.285	1:17.075	24	2 LAPS	1:21.365	22	54.385	1:16.541	22	55.616	1:13.843	22	56.899	1:13.651
35	1:03.359	1:19.908	22	49.994	1:15.345	15	1 LAP	1:26.945	23	1 LAP	1:26.265	24	2 LAPS	1:19.815
99	1:09.477	1:15.917	35	1:10.713	1:19.990	24	2 LAPS	1:19.901	24	2 LAPS	1:19.705	23	1 LAP	1:25.074
									15	1 LAP	1:26.729			

Donington Open 2 Hour Race

LAP CHART - RACE 3

(contd.)

Lap 11			Lap 12			Lap 13			Lap 14			Lap 15		
No	Behind	Laptime	No	Behind	Laptime	No	Behind	Laptime	No	Behind	Laptime	No	Behind	Laptime
28		1:13.967	28		1:12.944	28		1:12.490	28		1:12.991	28		1:13.843
15	2 LAPS	1:26.628	24	3 LAPS	1:20.745	24	3 LAPS	1:18.933	24	3 LAPS	1:17.620	11	2 LAPS	1:18.353
99	1 LAP	1:15.799	23	2 LAPS	1:26.036	99	1 LAP	1:15.599	99	1 LAP	1:14.751	10	2 LAPS	1:19.116
37	14.440	1:13.602	99	1 LAP	1:15.710	5	18.779	1:13.585	5	17.937	1:12.149	5	17.047	1:12.953
5	18.076	1:12.190	37	15.705	1:14.209	37	19.530	1:16.315	37	19.305	1:12.766	37	20.357	1:14.895
35	1 LAP	1:20.094	5	17.684	1:12.552	4	21.074	1:12.762	4	20.942	1:12.859	4	20.620	1:13.521
4	19.948	1:13.126	4	20.802	1:13.798	43	21.635	1:12.849	43	22.043	1:13.399	24	3 LAPS	1:20.415
43	20.236	1:12.718	43	21.276	1:13.984	23	2 LAPS	1:27.210	30	27.034	1:11.474	43	23.460	1:15.260
30	28.852	1:12.094	15	2 LAPS	1:28.443	30	28.551	1:13.574	23	2 LAPS	1:25.167	99	1 LAP	1:20.005
33	1 LAP	1:19.437	35	1 LAP	1:19.867	35	1 LAP	1:22.656	35	1 LAP	1:19.085	30	24.741	1:11.550
32	1 LAP	1:19.282	30	27.467	1:11.559	15	2 LAPS	1:27.197	15	2 LAPS	1:25.387	23	2 LAPS	1:24.102
17	49.567	1:14.441	33	1 LAP	1:21.166	26	7 LAPS	2:06.113	17	52.897	1:14.071	35	1 LAP	1:19.885
88	55.006	1:17.376	32	1 LAP	1:21.619	17	51.817	1:13.859	26	7 LAPS	1:32.997P	17	53.258	1:14.204
11	1 LAP	1:20.574	17	50.448	1:13.825	33	1 LAP	1:22.299	88	1:03.048	1:15.896	22	1:03.532	1:13.503
22	57.804	1:14.872	88	57.088	1:15.026	88	1:00.143	1:15.545	22	1:03.872	1:14.767	88	1:04.094	1:14.889
10	1 LAP	1:19.407	22	1:01.678	1:16.818	32	1 LAP	1:22.973	33	1 LAP	1:21.812	15	2 LAPS	1:32.986P
26	6 LAPS	8:11.421P	11	1 LAP	1:19.427	22	1:02.096	1:12.908	32	1 LAP	1:20.866	33	1 LAP	1:18.283
			10	1 LAP	1:19.253	11	1 LAP	1:18.698				32	1 LAP	1:18.464
						10	1 LAP	1:18.498						

Donington Open 2 Hour Race

LAP CHART - RACE 3

(contd.)

Lap 16			Lap 17			Lap 18			Lap 19			Lap 20		
No	Behind	Laptime	No	Behind	Laptime	No	Behind	Laptime	No	Behind	Laptime	No	Behind	Laptime
28		1:13.299	28		1:13.888	28		1:13.066	28		1:50.696	28		2:18.829
11	2 LAPS	1:18.270	33	2 LAPS	1:19.076	33	2 LAPS	1:17.815	23	3 LAPS	1:54.509P	37	1,919	2:15.167
10	2 LAPS	1:18.417	32	2 LAPS	1:18.994	32	2 LAPS	1:18.596	32	2 LAPS	1:43.808	32	2 LAPS	2:18.645P
37	20.635	1:13.577	11	2 LAPS	1:18.842	11	2 LAPS	1:18.520	11	2 LAPS	1:38.441	4	3,526	2:14.965
4	21.306	1:13.985	10	2 LAPS	1:18.924	10	2 LAPS	1:18.025	10	2 LAPS	1:37.748	11	2 LAPS	2:19.405P
30	24.579	1:13.137	37	19.534	1:12.787	37	20.404	1:13.936	37	5.581	1:35.873	43	4,281	2:15.187
43	25.745	1:15.584	4	20.095	1:12.677	30	20.696	1:11.948	33	2 LAPS	1:49.121P	99	1 LAP	2:15.308
24	3 LAPS	1:19.699	30	21.814	1:11.123	4	21.017	1:13.988	30	6.181	1:36.181	10	2 LAPS	2:21.521P
99	1 LAP	1:19.069	43	25.476	1:13.619	43	26.036	1:13.626	4	7.390	1:37.069	30	8,859	2:21.507P
26	8 LAPS	2:17.704	99	1 LAP	1:15.970	99	1 LAP	1:15.110	43	7.923	1:32.583	24	3 LAPS	2:13.412
17	54.732	1:14.773	24	3 LAPS	1:18.237	24	3 LAPS	1:18.554	99	1 LAP	1:26.396	35	4 LAPS	5:41.882
23	2 LAPS	1:24.001	17	55.673	1:14.829	22	1:48.004	1:56.647P	24	3 LAPS	1:25.081	15	6 LAPS	6:48.808
22	1:02.595	1:12.362	26	8 LAPS	1:20.669	17	1:47.343	2:04.736	17	2:14.254	2:17.607	20	14 LAPS	19:34.360
35	1 LAP	1:28.492P	22	1:04.423	1:15.716	26	8 LAPS	2:04.111	26	8 LAPS	2:18.899	88	1 LAP	2:40.320
88	1:05.360	1:14.565	88	1:06.857	1:15.385	88	1:50.059	1:56.268P				23	3 LAPS	2:58.751
			23	2 LAPS	1:26.776							22	1 LAP	3:04.984
												33	2 LAPS	3:10.639
												17	2:00.923	2:05.498
												26	8 LAPS	2:05.884

Donington Open 2 Hour Race

LAP CHART - RACE 3

(contd.)

Lap 21			Lap 22			Lap 23			Lap 24			Lap 25		
No	Behind	Laptime	No	Behind	Laptime	No	Behind	Laptime	No	Behind	Laptime	No	Behind	Laptime
28		2:33.657	28		1:56.266	28		1:12.441	28		1:11.790	28		1:12.238
37	0.505	2:32.243	37	0.941	1:56.702	37	1.337	1:12.837	37	1.956	1:12.409	37	2.835	1:13.117
43	2.193	2:31.569P	4	1.098	1:56.272	4	1.985	1:13.328	4	2.526	1:12.331	4	2.999	1:12.711
4	1.092	2:31.223	24	3 LAPS	1:57.585	24	3 LAPS	1:17.384	24	3 LAPS	1:17.020	5	9 LAPS	15:51.569P
24	3 LAPS	2:27.446	35	4 LAPS	1:57.636	35	4 LAPS	1:19.598	22	1 LAP	1:14.483	22	1 LAP	1:13.998
35	4 LAPS	2:26.834	15	6 LAPS	1:57.563	88	1 LAP	1:17.666	88	1 LAP	1:18.495	24	3 LAPS	1:17.746
99	1 LAP	2:31.571P	88	1 LAP	1:58.240	22	1 LAP	1:16.468	35	4 LAPS	1:20.290	88	1 LAP	1:16.143
15	6 LAPS	2:27.505	23	3 LAPS	1:58.502	15	6 LAPS	1:21.190	30	20.349	1:15.555	30	23.276	1:15.165
20	14 LAPS	2:26.329	22	1 LAP	1:57.912	30	16.584	1:19.312	15	6 LAPS	1:19.141	35	4 LAPS	1:20.389
88	1 LAP	2:17.761	20	14 LAPS	2:02.012P	23	3 LAPS	1:24.567	17	1 LAP	2:33.690	17	1 LAP	1:14.445
23	3 LAPS	1:56.740	30	9.713	1:57.757	33	2 LAPS	1:22.060	23	3 LAPS	1:23.732	10	2 LAPS	1:16.415
22	1 LAP	1:56.926	33	2 LAPS	1:58.525	32	2 LAPS	1:23.245	10	2 LAPS	1:20.178	23	3 LAPS	1:23.479
30	8.222	2:33.020	32	2 LAPS	1:54.894	10	2 LAPS	1:22.559	32	2 LAPS	1:22.451	32	2 LAPS	1:22.584
33	2 LAPS	1:43.546	11	2 LAPS	1:55.931	11	2 LAPS	1:36.915	33	2 LAPS	1:26.871	33	2 LAPS	1:21.961
10	2 LAPS	2:37.806	10	2 LAPS	1:58.281	43	1:04.140	1:18.399	11	2 LAPS	1:19.667	11	2 LAPS	1:17.567
11	2 LAPS	2:41.805	17	20.110	1:34.155P				20	15 LAPS	3:16.931			
32	2 LAPS	2:43.800	43	58.182	2:52.255				43	1:08.844	1:16.494			
17	42.221	1:14.955	99	1 LAP	2:52.430P									
26	8 LAPS	1:30.430P												

Donington Open 2 Hour Race

LAP CHART - RACE 3

(contd.)

Lap 26			Lap 27			Lap 28			Lap 29			Lap 30		
No	Behind	Laptime	No	Behind	Laptime	No	Behind	Laptime	No	Behind	Laptime	No	Behind	Laptime
28		1:12.148	28		1:17.012	28		1:14.296	28		1:13.131	28		1:14.251
43	1 LAP	1:16.731	88	2 LAPS	2:08.475	43	1 LAP	1:17.946	33	3 LAPS	1:21.650	5	12 LAPS	1:19.687
20	16 LAPS	1:24.821P	43	1 LAP	1:18.996	88	2 LAPS	1:20.367	43	1 LAP	1:16.027	32	3 LAPS	1:24.189
4	21.837	1:30.986P	22	1 LAP	1:18.293	22	1 LAP	1:16.419	88	2 LAPS	1:18.240	33	3 LAPS	1:20.538
22	1 LAP	1:19.997	24	3 LAPS	1:18.655	24	3 LAPS	1:18.229	22	1 LAP	1:14.655	43	1 LAP	1:15.952
37	29.302	1:38.615P	30	37.378	1:18.975	30	39.018	1:15.936	24	3 LAPS	1:16.860	88	2 LAPS	1:16.821
24	3 LAPS	1:22.834	17	1 LAP	1:16.569	17	1 LAP	1:14.572	30	40.558	1:14.671	37	3 LAPS	4:56.828
30	35.415	1:24.287	10	2 LAPS	1:18.905	10	2 LAPS	1:17.546	17	1 LAP	1:14.796	22	1 LAP	1:13.683
17	1 LAP	1:19.739	35	4 LAPS	1:22.980	35	4 LAPS	1:20.677	15	10 LAPS	6:40.245	23	5 LAPS	1:51.483
35	4 LAPS	1:25.061	32	2 LAPS	1:20.890	11	2 LAPS	1:20.728	10	2 LAPS	1:18.106	30	41.857	1:15.550
10	2 LAPS	1:17.976	11	2 LAPS	1:20.079	23	4 LAPS	2:36.411	35	4 LAPS	1:19.645	17	1 LAP	1:15.478
32	2 LAPS	1:26.179	33	2 LAPS	1:23.476	32	2 LAPS	1:22.176	11	2 LAPS	1:18.044	24	3 LAPS	1:19.403
11	2 LAPS	1:20.884				5	11 LAPS	4:43.107				10	2 LAPS	1:17.302
33	2 LAPS	1:27.853										15	10 LAPS	1:20.312
23	3 LAPS	1:32.669P										35	4 LAPS	1:19.771

Donington Open 2 Hour Race

LAP CHART - RACE 3

(contd.)

Lap 31			Lap 32			Lap 33			Lap 34			Lap 35		
No	Behind	Laptime	No	Behind	Laptime	No	Behind	Laptime	No	Behind	Laptime	No	Behind	Laptime
28		1:12.975	28		1:12.807	28		1:17.798P	30		1:12.173	30		1:12.399
11	3 LAPS	1:18.365	5	12 LAPS	1:14.828	35	5 LAPS	1:19.694	24	3 LAPS	1:17.254	37	3 LAPS	1:16.266
5	12 LAPS	1:14.717	11	3 LAPS	1:17.269	5	12 LAPS	1:13.196	10	2 LAPS	1:16.771	24	3 LAPS	1:17.472
32	3 LAPS	1:19.583	43	1 LAP	1:16.434	11	3 LAPS	1:17.418	23	5 LAPS	1:22.463	10	2 LAPS	1:16.530
43	1 LAP	1:15.228	88	2 LAPS	1:14.981	43	1 LAP	1:15.293	15	10 LAPS	1:19.814	5	11 LAPS	1:14.971
33	3 LAPS	1:19.508	32	3 LAPS	1:20.830	88	2 LAPS	1:14.567	5	11 LAPS	1:15.286	23	5 LAPS	1:21.890
88	2 LAPS	1:15.509	33	3 LAPS	1:19.696	32	3 LAPS	1:18.902	35	4 LAPS	1:21.483	15	10 LAPS	1:19.714
22	1 LAP	1:12.737	22	1 LAP	1:12.639	33	3 LAPS	1:19.190	28	53.318	2:44.885	35	4 LAPS	1:19.063
37	3 LAPS	1:18.489	37	3 LAPS	1:16.302	22	1 LAP	1:13.441	11	2 LAPS	1:19.012	43	1:00.542	1:17.304
17	1 LAP	1:14.540	17	1 LAP	1:12.166	37	3 LAPS	1:16.434	43	55.637	1:14.844	11	2 LAPS	1:19.943
30	44.646	1:15.764	30	44.669	1:12.830	17	1 LAP	1:11.817	88	1 LAP	1:14.977	88	1 LAP	1:17.741
23	5 LAPS	1:27.575	24	3 LAPS	1:17.333	30	39.394	1:12.523	22	1:00.497	1:12.168	22	1:01.979	1:13.881
24	3 LAPS	1:17.431	23	5 LAPS	1:24.547	24	3 LAPS	1:16.671	32	2 LAPS	1:19.092	28	1:07.575	1:26.656
10	2 LAPS	1:17.202	10	2 LAPS	1:16.787	10	2 LAPS	1:17.079	17	1:10.033	1:11.523	17	1:09.532	1:11.898
15	10 LAPS	1:18.563	15	10 LAPS	1:18.550	23	5 LAPS	1:23.055	33	2 LAPS	1:19.266			
35	4 LAPS	1:19.000				15	10 LAPS	1:20.264						
						5	11 LAPS	1:14.210						
						35	4 LAPS	1:21.702						
						11	2 LAPS	1:17.474						
						43	1:32.360	1:17.565						
						88	1 LAP	1:15.618						
						22	1:39.896	1:15.592						
						32	2 LAPS	1:19.156						
						33	2 LAPS	1:20.256						
						17	1:50.077	1:13.042						
						37	2 LAPS	1:15.998						

Donington Open 2 Hour Race

LAP CHART - RACE 3

(contd.)

Lap 36			Lap 37			Lap 38			Lap 39			Lap 40		
No	Behind	Laptime	No	Behind	Laptime	No	Behind	Laptime	No	Behind	Laptime	No	Behind	Laptime
30		1:13.640	30		1:13.765	30		1:12.449	30		1:14.175	30		1:13.137
32	3 LAPS	1:20.453	28	1 LAP	1:24.102	37	3 LAPS	1:16.329	5	12 LAPS	1:32.619P	43	1 LAP	1:17.777
33	3 LAPS	1:19.028	37	3 LAPS	1:16.210	28	1 LAP	1:22.421	11	3 LAPS	1:17.280	88	2 LAPS	1:15.376
37	3 LAPS	1:15.382	32	3 LAPS	1:18.973	32	3 LAPS	1:18.989	35	5 LAPS	1:18.609	11	3 LAPS	1:19.243
24	3 LAPS	1:16.900	33	3 LAPS	1:18.986	33	3 LAPS	1:18.730	37	3 LAPS	1:16.377	23	6 LAPS	1:22.561
10	2 LAPS	1:16.719	24	3 LAPS	1:16.872	24	3 LAPS	1:16.830	21	38 LAPS	52:28.628	35	5 LAPS	1:19.049
5	11 LAPS	1:18.612	10	2 LAPS	1:16.212	10	2 LAPS	1:16.044	32	3 LAPS	1:22.480	37	3 LAPS	1:15.437
15	10 LAPS	1:19.410	5	11 LAPS	1:21.360	15	10 LAPS	1:18.516	33	3 LAPS	1:22.446	21	38 LAPS	1:16.866
23	5 LAPS	1:22.464	15	10 LAPS	1:18.187	22	1:06.555	1:14.643	28	1 LAP	1:24.453	32	3 LAPS	1:19.000
43	1:02.868	1:15.966	23	5 LAPS	1:21.628	43	1:09.535	1:16.688	24	3 LAPS	1:16.408	33	3 LAPS	1:19.179
22	1:04.693	1:16.354	22	1:04.361	1:13.433	17	1:09.663	1:13.231	10	2 LAPS	1:15.793	28	1 LAP	1:20.379
11	2 LAPS	1:18.224	43	1:05.296	1:16.193	88	1 LAP	1:14.883	22	1:05.342	1:12.962	24	3 LAPS	1:16.747
35	4 LAPS	1:21.675	17	1:08.881	1:15.069	23	5 LAPS	1:24.055	17	1:08.075	1:12.587	10	2 LAPS	1:15.940
88	1 LAP	1:18.589	88	1 LAP	1:16.904				15	10 LAPS	1:19.452	22	1:04.381	1:12.176
17	1:07.577	1:11.685	11	2 LAPS	1:18.440							17	1:06.028	1:11.090
			35	4 LAPS	1:19.577									

Donington Open 2 Hour Race

LAP CHART - RACE 3

(contd.)

Lap 41			Lap 42			Lap 43			Lap 44			Lap 45		
No	Behind	Laptime	No	Behind	Laptime	No	Behind	Laptime	No	Behind	Laptime	No	Behind	Laptime
30		1:12.428	30		1:13.261	30		1:14.000	30		1:12.440	30		1:12.093
15	11 LAPS	1:17.629	15	11 LAPS	1:19.437	15	11 LAPS	1:19.255	43	1 LAP	1:16.586	88	2 LAPS	1:15.366
88	2 LAPS	1:13.983	43	1 LAP	1:17.057	43	1 LAP	1:18.533	15	11 LAPS	1:17.719	43	1 LAP	1:16.895
43	1 LAP	1:17.381	88	2 LAPS	1:26.595	88	2 LAPS	1:15.252	88	2 LAPS	1:14.284	15	11 LAPS	1:17.127
11	3 LAPS	1:17.230	11	3 LAPS	1:17.327	11	3 LAPS	1:17.816	11	3 LAPS	1:16.808	37	3 LAPS	1:14.445
23	6 LAPS	1:21.533	37	3 LAPS	1:15.929	37	3 LAPS	1:16.519	37	3 LAPS	1:15.131	11	3 LAPS	1:17.055
35	5 LAPS	1:20.497	35	5 LAPS	1:19.100	35	5 LAPS	1:19.685	35	5 LAPS	1:19.101	35	5 LAPS	1:20.976
37	3 LAPS	1:15.040	21	39 LAPS	2:28.045	32	3 LAPS	1:20.143	21	40 LAPS	2:42.481	21	40 LAPS	1:14.894
32	3 LAPS	1:19.182	32	3 LAPS	1:19.707	33	3 LAPS	1:20.185	32	3 LAPS	1:19.214	32	3 LAPS	1:19.282
33	3 LAPS	1:19.264	33	3 LAPS	1:19.570	24	3 LAPS	1:17.674	33	3 LAPS	1:19.025	24	3 LAPS	1:17.547
28	1 LAP	1:21.904	28	1 LAP	1:21.210	10	2 LAPS	1:16.778	24	3 LAPS	1:16.750	33	3 LAPS	1:20.032
24	3 LAPS	1:18.195	24	3 LAPS	1:17.711	28	1 LAP	1:21.733	10	2 LAPS	1:15.586	22	1:03.701	1:13.342
10	2 LAPS	1:16.616	10	2 LAPS	1:16.196	22	1:02.203	1:12.795	22	1:02.452	1:12.689	10	2 LAPS	1:17.558
22	1:04.218	1:12.265	22	1:03.408	1:12.451	17	1:02.520	1:12.767	17	1:02.801	1:12.721	17	1:04.995	1:14.287
17	1:04.985	1:11.385	17	1:03.753	1:12.029				28	1 LAP	1:21.844			

Donington Open 2 Hour Race

LAP CHART - RACE 3

(contd.)

Lap 46			Lap 47			Lap 48			Lap 49			Lap 50		
No	Behind	Laptime	No	Behind	Laptime	No	Behind	Laptime	No	Behind	Laptime	No	Behind	Laptime
30		1:13.773												
28	2 LAPS	1:21.495												
88	2 LAPS	1:14.787												
43	1 LAP	1:16.199												
15	11 LAPS	1:17.561												
37	3 LAPS	1:14.789												
11	3 LAPS	1:16.798												
35	5 LAPS	1:19.880												
24	3 LAPS	1:16.520												
22	1:06.230	1:16.302												
17	1:06.604	1:15.382												
32	3 LAPS	1:20.207												
10	2 LAPS	1:19.345												
21	40 LAPS	1:37.202												

Donington Open 2 Hour Race LAP ANALYSIS - QUALIFYING - RACE 3

4	Westwood/Corridan	Porsche 996 GT3					
1 - 1:24.126	6 - 1:14.204	11 - 1:13.126	16 - 1:13.985	21 - 2:31.223	26 - 1:30.986P		
2 - 1:17.621	7 - 1:15.136	12 - 1:13.798	17 - 1:12.677	22 - 1:56.272			
3 - 1:15.407	8 - 1:12.977	13 - 1:12.762	18 - 1:13.988	23 - 1:13.328			
4 - 1:13.532	9 - 1:13.283	14 - 1:12.859	19 - 1:37.069	24 - 1:12.331			
5 - 1:13.097	10 - 1:12.479	15 - 1:13.521	20 - 2:14.965	25 - 1:12.711			
5	Hurst/Wood	Audi A4 Super Tourer					
1 - 1:18.320	6 - 1:22.976	11 - 1:12.190	16 - X:00.000P	21 - 1:13.196	26 - 1:21.360		
2 - 1:15.526	7 - 1:14.699	12 - 1:12.552	17 - 4:43.107	22 - 1:14.210	27 - 1:32.619P		
3 - 1:13.566	8 - 1:12.534	13 - 1:13.585	18 - 1:19.687	23 - 1:15.286			
4 - 1:13.341	9 - 1:13.745	14 - 1:12.149	19 - 1:14.717	24 - 1:14.971			
5 - 1:13.727	10 - 1:12.492	15 - 1:12.953	20 - 1:14.828	25 - 1:18.612			
10	Back/Wood	Ferrari GT Cup					
1 - 2:03.919	11 - 1:19.253	21 - 1:22.559	31 - 1:17.079	41 - 1:16.778			
2 - 1:25.077	12 - 1:18.498	22 - 1:20.178	32 - 1:16.771	42 - 1:15.586			
3 - 1:21.959	13 - 1:19.116	23 - 1:16.415	33 - 1:16.530	43 - 1:17.558			
4 - 1:23.053	14 - 1:18.417	24 - 1:17.976	34 - 1:16.719	44 - 1:19.345			
5 - 1:28.252	15 - 1:18.924	25 - 1:18.905	35 - 1:16.212				
6 - 1:21.549	16 - 1:18.025	26 - 1:17.546	36 - 1:16.044				
7 - 1:19.566	17 - 1:37.748	27 - 1:18.106	37 - 1:15.793				
8 - 1:19.305	18 - 2:21.521P	28 - 1:17.302	38 - 1:15.940				
9 - 1:21.273	19 - 2:37.806	29 - 1:17.202	39 - 1:16.616				
10 - 1:19.407	20 - 1:58.281	30 - 1:16.787	40 - 1:16.196				
11	Edwards/Demitriou	Marcos GT Cup					
1 - 2:03.506	11 - 1:19.427	21 - 1:36.915	31 - 1:17.474	41 - 1:16.808			
2 - 1:23.481	12 - 1:18.698	22 - 1:19.667	32 - 1:19.012	42 - 1:17.055			
3 - 1:23.281	13 - 1:18.353	23 - 1:17.567	33 - 1:19.943	43 - 1:16.798			
4 - 1:23.217	14 - 1:18.270	24 - 1:20.884	34 - 1:18.224				
5 - 1:22.870	15 - 1:18.842	25 - 1:20.079	35 - 1:18.440				
6 - 1:23.198	16 - 1:18.520	26 - 1:20.728	36 - 1:17.280				
7 - 1:21.423	17 - 1:38.441	27 - 1:18.044	37 - 1:19.243				
8 - 1:19.896	18 - 2:19.405P	28 - 1:18.365	38 - 1:17.230				
9 - 1:20.599	19 - 2:41.805	29 - 1:17.269	39 - 1:17.327				
10 - 1:20.574	20 - 1:55.931	30 - 1:17.418	40 - 1:17.816				
15	Upton/Arford/Watt	TVR Tuscan					
1 - 1:44.787	6 - 1:27.414	11 - 1:27.197	16 - 1:57.563	21 - 1:18.563	26 - 1:19.410	31 - 1:19.437	
2 - 1:30.789	7 - 1:26.945	12 - 1:25.387	17 - 1:21.190	22 - 1:18.550	27 - 1:18.187	32 - 1:19.255	
3 - 1:30.075	8 - 1:26.729	13 - 1:32.986P	18 - 1:19.141	23 - 1:20.264	28 - 1:18.516	33 - 1:17.719	
4 - 1:28.132	9 - 1:26.628	14 - 6:48.808	19 - 6:40.245	24 - 1:19.814	29 - 1:19.452	34 - 1:17.127	
5 - 1:32.391	10 - 1:28.443	15 - 2:27.505	20 - 1:20.312	25 - 1:19.714	30 - 1:17.629	35 - 1:17.561	

Donington Open 2 Hour Race

LAP ANALYSIS - QUALIFYING - RACE 3

(contd.)

17	Griffiths/Ryan	TVR 400						
1 - 1:22.337	11 - 1:14.441	21 - 1:14.955	31 - 1:12.166	41 - 1:11.385				
2 - 1:15.711	12 - 1:13.825	22 - 1:34.155P	32 - 1:11.817	42 - 1:12.029				
3 - 1:15.497	13 - 1:13.859	23 - 2:33.690	33 - 1:13.042	43 - 1:12.767				
4 - 1:14.930	14 - 1:14.071	24 - 1:14.445	34 - 1:11.523	44 - 1:12.721				
5 - 1:13.456	15 - 1:14.204	25 - 1:19.739	35 - 1:11.898	45 - 1:14.287				
6 - 1:24.094	16 - 1:14.773	26 - 1:16.569	36 - 1:11.685	46 - 1:15.382				
7 - 1:15.470	17 - 1:14.829	27 - 1:14.572	37 - 1:15.069					
8 - 1:26.443	18 - 2:04.736	28 - 1:14.796	38 - 1:13.231					
9 - 1:15.823	19 - 2:17.607	29 - 1:15.478	39 - 1:12.587					
10 - 1:16.405	20 - 2:05.498	30 - 1:14.540	40 - 1:11.090					
20	Noble/MacKinnon/Short	Noble 400						
1 - 1:25.975	6 - X:00.000							
2 - 1:17.905	7 - 2:26.329							
3 - 1:17.636	8 - 2:02.012P							
4 - 1:19.776	9 - 3:16.931							
5 - 1:23.072P	10 - 1:24.821P							
21	Coleman/Sugden	Ferrari F380 Cup						
1 - X:00.000	6 - 1:37.202							
2 - 1:16.866								
3 - 2:28.045								
4 - 2:42.481								
5 - 1:14.894								
22	Griffin/Waterworth	V10 Viper						
1 - 1:35.612	11 - 1:14.872	21 - 1:57.912	31 - 1:12.639	41 - 1:12.265				
2 - 1:24.014	12 - 1:16.818	22 - 1:16.468	32 - 1:13.441	42 - 1:12.451				
3 - 1:18.872	13 - 1:12.908	23 - 1:14.483	33 - 1:15.592	43 - 1:12.795				
4 - 1:16.791	14 - 1:14.767	24 - 1:13.998	34 - 1:12.168	44 - 1:12.689				
5 - 1:16.228	15 - 1:13.503	25 - 1:19.997	35 - 1:13.881	45 - 1:13.342				
6 - 1:17.075	16 - 1:12.362	26 - 1:18.293	36 - 1:16.354	46 - 1:16.302				
7 - 1:15.345	17 - 1:15.716	27 - 1:16.419	37 - 1:13.433					
8 - 1:16.541	18 - 1:56.647P	28 - 1:14.655	38 - 1:14.643					
9 - 1:13.843	19 - 3:04.984	29 - 1:13.683	39 - 1:12.962					
10 - 1:13.651	20 - 1:56.926	30 - 1:12.737	40 - 1:12.176					
23	Treasure/Cummings	Lotus Exige						
1 - 1:45.225	6 - 1:29.467	11 - 1:27.210	16 - 1:54.509P	21 - 1:23.732	26 - 1:27.575	31 - 1:22.464		
2 - 1:28.935	7 - 1:27.736	12 - 1:25.167	17 - 2:58.751	22 - 1:23.479	27 - 1:24.547	32 - 1:21.628		
3 - 1:28.384	8 - 1:26.265	13 - 1:24.102	18 - 1:56.740	23 - 1:32.669P	28 - 1:23.055	33 - 1:24.055		
4 - 1:26.263	9 - 1:25.074	14 - 1:24.001	19 - 1:58.502	24 - 2:36.411	29 - 1:22.463	34 - 1:22.561		
5 - 1:26.136	10 - 1:26.036	15 - 1:26.776	20 - 1:24.567	25 - 1:51.483	30 - 1:21.890	35 - 1:21.533		

Donington Open 2 Hour Race

LAP ANALYSIS - QUALIFYING - RACE 3

(contd.)

24	Nigel MUSTILL	Nissan Skyline				
1 - 1:31.809	11 - 1:17.620	21 - 1:17.020	31 - 1:17.254	41 - 1:16.750		
2 - 1:37.851P	12 - 1:20.415	22 - 1:17.746	32 - 1:17.472	42 - 1:17.547		
3 - 3:04.820	13 - 1:19.699	23 - 1:22.834	33 - 1:16.900	43 - 1:16.520		
4 - 1:47.199	14 - 1:18.237	24 - 1:18.655	34 - 1:16.872			
5 - 1:21.365	15 - 1:18.554	25 - 1:18.229	35 - 1:16.830			
6 - 1:19.901	16 - 1:25.081	26 - 1:16.860	36 - 1:16.408			
7 - 1:19.705	17 - 2:13.412	27 - 1:19.403	37 - 1:16.747			
8 - 1:19.815	18 - 2:27.446	28 - 1:17.431	38 - 1:18.195			
9 - 1:20.745	19 - 1:57.585	29 - 1:17.333	39 - 1:17.711			
10 - 1:18.933	20 - 1:17.384	30 - 1:16.671	40 - 1:17.674			
26	Gilbert/Howard	TVR Tuscan				
1 - 1:40.966	6 - 2:06.113	11 - 2:18.899				
2 - 1:33.927	7 - 1:32.997P	12 - 2:05.884				
3 - 1:29.075	8 - 2:17.704	13 - 1:30.430P				
4 - 1:29.311	9 - 1:20.669					
5 - 8:11.421P	10 - 2:04.111					
28	Taysom/Westbrook	Porsche GT3 Cup				
1 - 1:16.111	11 - 1:13.967	21 - 2:33.657	31 - 1:12.975	41 - 1:21.210		
2 - 1:12.322	12 - 1:12.944	22 - 1:56.266	32 - 1:12.807	42 - 1:21.733		
3 - 1:12.339	13 - 1:12.490	23 - 1:12.441	33 - 1:17.798P	43 - 1:21.844		
4 - 1:12.165	14 - 1:12.991	24 - 1:11.790	34 - 2:44.885	44 - 1:21.495		
5 - 1:16.307	15 - 1:13.843	25 - 1:12.238	35 - 1:26.656			
6 - 1:12.063	16 - 1:13.299	26 - 1:12.148	36 - 1:24.102			
7 - 1:12.636	17 - 1:13.888	27 - 1:17.012	37 - 1:22.421			
8 - 1:12.150	18 - 1:13.066	28 - 1:14.296	38 - 1:24.453			
9 - 1:12.612	19 - 1:50.696	29 - 1:13.131	39 - 1:20.379			
10 - 1:12.368	20 - 2:18.829	30 - 1:14.251	40 - 1:21.904			
30	Cole/Lebase	Corvette C5				
1 - 1:23.042	11 - 1:12.094	21 - 2:33.020	31 - 1:15.764	41 - 1:12.428		
2 - 1:26.696	12 - 1:11.559	22 - 1:57.757	32 - 1:12.830	42 - 1:13.261		
3 - 1:15.901	13 - 1:13.574	23 - 1:19.312	33 - 1:12.523	43 - 1:14.000		
4 - 1:15.219	14 - 1:11.474	24 - 1:15.555	34 - 1:12.173	44 - 1:12.440		
5 - 1:13.726	15 - 1:11.550	25 - 1:15.165	35 - 1:12.399	45 - 1:12.093		
6 - 1:13.027	16 - 1:13.137	26 - 1:24.287	36 - 1:13.640	46 - 1:13.773		
7 - 1:14.408	17 - 1:11.123	27 - 1:18.975	37 - 1:13.765			
8 - 1:14.690	18 - 1:11.948	28 - 1:15.936	38 - 1:12.449			
9 - 1:12.513	19 - 1:36.181	29 - 1:14.671	39 - 1:14.175			
10 - 1:12.576	20 - 2:21.507P	30 - 1:15.550	40 - 1:13.137			

Donington Open 2 Hour Race LAP ANALYSIS - QUALIFYING - RACE 3

(contd.)

32	Rodriguez/Dawe	BMW CSL			
1 - 1:42.137	11 - 1:21.619	21 - 1:23.245	31 - 1:19.156	41 - 1:19.214	
2 - 1:31.683	12 - 1:22.973	22 - 1:22.451	32 - 1:19.092	42 - 1:19.282	
3 - 1:24.683	13 - 1:20.866	23 - 1:22.584	33 - 1:20.453	43 - 1:20.207	
4 - 1:23.316	14 - 1:18.464	24 - 1:26.179	34 - 1:18.973		
5 - 1:20.926	15 - 1:18.994	25 - 1:20.890	35 - 1:18.989		
6 - 1:21.334	16 - 1:18.596	26 - 1:22.176	36 - 1:22.480		
7 - 1:22.340	17 - 1:43.808	27 - 1:24.189	37 - 1:19.000		
8 - 1:20.639	18 - 2:18.645P	28 - 1:19.583	38 - 1:19.182		
9 - 1:20.235	19 - 2:43.800	29 - 1:20.830	39 - 1:19.707		
10 - 1:19.282	20 - 1:54.894	30 - 1:18.902	40 - 1:20.143		
33	Thorpe/Reynolds	Lotus Exige Cup			
1 - 1:42.632	11 - 1:21.166	21 - 1:22.060	31 - 1:20.256	41 - 1:19.025	
2 - 1:30.162	12 - 1:22.299	22 - 1:26.871	32 - 1:19.266	42 - 1:20.032	
3 - 1:24.074	13 - 1:21.812	23 - 1:21.961	33 - 1:19.028		
4 - 1:21.108	14 - 1:18.283	24 - 1:27.853	34 - 1:18.986		
5 - 1:21.529	15 - 1:19.076	25 - 1:23.476	35 - 1:18.730		
6 - 1:21.669	16 - 1:17.815	26 - 1:21.650	36 - 1:22.446		
7 - 1:21.912	17 - 1:49.121P	27 - 1:20.538	37 - 1:19.179		
8 - 1:22.221	18 - 3:10.639	28 - 1:19.508	38 - 1:19.264		
9 - 1:21.053	19 - 1:43.546	29 - 1:19.696	39 - 1:19.570		
10 - 1:19.437	20 - 1:58.525	30 - 1:19.190	40 - 1:20.185		
35	Witt GAMASKI	F355			
1 - 1:39.120	11 - 1:19.867	21 - 1:20.389	31 - 1:19.063	41 - 1:19.880	
2 - 1:24.901	12 - 1:22.656	22 - 1:25.061	32 - 1:21.675		
3 - 1:21.479	13 - 1:19.085	23 - 1:22.980	33 - 1:19.577		
4 - 1:20.322	14 - 1:19.885	24 - 1:20.677	34 - 1:18.609		
5 - 1:18.936	15 - 1:28.492P	25 - 1:19.645	35 - 1:19.049		
6 - 1:19.908	16 - 5:41.882	26 - 1:19.771	36 - 1:20.497		
7 - 1:19.990	17 - 2:26.834	27 - 1:19.000	37 - 1:19.100		
8 - 1:20.655	18 - 1:57.636	28 - 1:19.694	38 - 1:19.685		
9 - 1:19.227	19 - 1:19.598	29 - 1:21.702	39 - 1:19.101		
10 - 1:20.094	20 - 1:20.290	30 - 1:21.483	40 - 1:20.976		
37	Young/Healey	Porsche GT3 Cup			
1 - 1:21.119	11 - 1:13.602	21 - 2:32.243	31 - 1:15.998	41 - 1:15.131	
2 - 1:13.571	12 - 1:14.209	22 - 1:56.702	32 - 1:16.266	42 - 1:14.445	
3 - 1:13.851	13 - 1:16.315	23 - 1:12.837	33 - 1:15.382	43 - 1:14.789	
4 - 1:12.809	14 - 1:12.766	24 - 1:12.409	34 - 1:16.210		
5 - 1:13.546	15 - 1:14.895	25 - 1:13.117	35 - 1:16.329		
6 - 1:17.241	16 - 1:13.577	26 - 1:38.615P	36 - 1:16.377		
7 - 1:13.732	17 - 1:12.787	27 - 4:56.828	37 - 1:15.437		
8 - 1:14.111	18 - 1:13.936	28 - 1:18.489	38 - 1:15.040		
9 - 1:13.013	19 - 1:35.873	29 - 1:16.302	39 - 1:15.929		
10 - 1:12.885	20 - 2:15.167	30 - 1:16.434	40 - 1:16.519		


Donington Open 2 Hour Race LAP ANALYSIS - QUALIFYING - RACE 3

(contd.)

43	Burton/Flux	F360			
1 - 1:23.844	11 - 1:12.718	21 - 2:31.569P	31 - 1:16.434	41 - 1:17.057	
2 - 1:18.633	12 - 1:13.984	22 - 2:52.255	32 - 1:15.293	42 - 1:18.533	
3 - 1:15.102	13 - 1:12.849	23 - 1:18.399	33 - 1:17.565	43 - 1:16.586	
4 - 1:13.611	14 - 1:13.399	24 - 1:16.494	34 - 1:14.844	44 - 1:16.895	
5 - 1:12.958	15 - 1:15.260	25 - 1:16.731	35 - 1:17.304	45 - 1:16.199	
6 - 1:14.266	16 - 1:15.584	26 - 1:18.996	36 - 1:15.966		
7 - 1:15.428	17 - 1:13.619	27 - 1:17.946	37 - 1:16.193		
8 - 1:12.832	18 - 1:13.626	28 - 1:16.027	38 - 1:16.688		
9 - 1:13.200	19 - 1:32.583	29 - 1:15.952	39 - 1:17.777		
10 - 1:12.684	20 - 2:15.187	30 - 1:15.228	40 - 1:17.381		
88	Turner/Allard	VW Golf TDi			
1 - 1:31.393	11 - 1:17.376	21 - 1:58.240	31 - 1:14.567	41 - 1:15.252	
2 - 1:20.387	12 - 1:15.026	22 - 1:17.666	32 - 1:15.618	42 - 1:14.284	
3 - 1:17.247	13 - 1:15.545	23 - 1:18.495	33 - 1:14.977	43 - 1:15.366	
4 - 1:16.302	14 - 1:15.896	24 - 1:16.143	34 - 1:17.741	44 - 1:14.787	
5 - 1:15.120	15 - 1:14.889	25 - 2:08.475	35 - 1:18.589		
6 - 1:15.331	16 - 1:14.565	26 - 1:20.367	36 - 1:16.904		
7 - 1:14.798	17 - 1:15.385	27 - 1:18.240	37 - 1:14.883		
8 - 1:17.604	18 - 1:56.268P	28 - 1:16.821	38 - 1:15.376		
9 - 1:16.398	19 - 2:40.320	29 - 1:15.509	39 - 1:13.983		
10 - 1:18.090	20 - 2:17.761	30 - 1:14.981	40 - 1:26.595		
99	Davidson/Greensall	Super Mini Britcar			
1 - 1:31.423	6 - 1:15.917	11 - 1:15.710	16 - 1:15.970	21 - 2:52.430P	
2 - 1:49.372	7 - 1:15.866	12 - 1:15.599	17 - 1:15.110		
3 - 1:20.168	8 - 1:17.468	13 - 1:14.751	18 - 1:26.396		
4 - 1:17.771	9 - 1:15.074	14 - 1:20.005	19 - 2:15.308		
5 - 1:16.133	10 - 1:15.799	15 - 1:19.069	20 - 2:31.571P		

Donington Open 2 Hour Race

GRID - RACE 4

ROW 11	1:14.894 21 Coleman/Sugden	
ROW 10	1:20.669 26 Gilbert/Howard	1:17.636 20 Noble/MacKinion/Short
ROW 9	1:12.331 4 Westwood/Corridan	1:14.751 99 Davidson/Greensall
ROW 8	1:17.127 15 Upton/Arford/Watt	1:12.149 5 Hurst/Wood
ROW 7	1:18.609 35 GAMASKI	1:21.533 23 Treasure/Cummings
ROW 6	1:18.464 32 Rodriguez/Dawe	1:17.815 33 Thorpe/Reynolds
ROW 5	1:16.798 11 Edwards/Demitriou	1:16.408 24 MUSTILL
ROW 4	1:15.586 10 Back/Wood	1:12.409 37 Young/Healey
ROW 3	1:11.790 28 Taysom/Westbrook	1:13.983 88 Turner/Allard
ROW 2	1:11.090 17 Griffiths/Ryan	1:12.684 43 Burton/Flux
ROW 1	1:11.123 30 Cole/Lebase	1:12.168 22 Griffin/Waterworth
POLE		
		

Weather / Track : Cloudy / Damp

These results are provisional until the conclusion of any judicial and technical matters.

Donington Park
Circuit Length = 1.9573 miles.
Start: 13:37

Clerk of Course:		Timekeeper:
------------------	--	-------------

Donington Open 2 Hour Race

RACE CLASSIFICATION - RACE 4

POS	NO	CL	DRIVER	CAR	TIME	LAPS	GAP	MPH	BEST
1	17		Griffiths/Ryan	TVR 400	1:00:32.590	46		89.19	1:10.638
2	30		Cole/Lebase	Corvette C5	1:00:46.066	46	13.476	88.86	1:10.368
3	28		Taysom/Westbrook	Porsche GT3 Cup	1:00:37.567	45	1 LAP	87.13	1:11.569
4	43		Burton/Flux	F360	1:01:41.963	45	1 LAP	85.62	1:13.513
5	99		Davidson/Greensall	Super Mini Britcar	1:01:01.750	44	2 LAPS	84.63	1:14.412
6	24		Nigel MUSTILL	Nissan Skyline	1:01:19.580	44	2 LAPS	84.22	1:16.002
7	35		Witt GAMASKI	F355	1:01:49.530	44	2 LAPS	83.54	1:18.530
8	11		Edwards/Demitriou	Marcos GT Cup	1:00:48.694	43	3 LAPS	83.01	1:16.357
9	15		Upton/Arford/Watt	TVR Tuscan	1:00:55.860	43	3 LAPS	82.84	1:14.190
10	32		Rodriguez/Dawe	BMW CSL	1:01:23.915	43	3 LAPS	82.21	1:18.084
11	26		Gilbert/Howard	TVR Tuscan	1:01:40.254	43	3 LAPS	81.85	1:14.142
12	88		Whight/Whight/Lazante	Lotus Elise Cup GT	55:28.974	40	6 LAPS	84.63	1:12.214
13	23		Treasure/Cummings	Lotus Exige	1:00:47.955	40	6 LAPS	77.23	1:20.288
14	37		Young/Healey	Porsche GT3 Cup	1:01:07.565	38	8 LAPS	72.97	1:12.339
15	4		Westwood/Corridan	Porsche 996 GT3	1:01:42.585	32	14 LAPS	60.86	1:13.063
16	5		Hurst/Wood	Audi A4 Super Tourer	31:59.438	16	30 LAPS	58.67	1:12.541
17	33		Thorpe/Reynolds	Lotus Exige Cup	18:00.166	11	35 LAPS	71.65	1:21.209
18	22		Griffin/Waterworth	V10 Viper	20:52.724	8	38 LAPS	44.90	1:16.121
19	21		Coleman/Sugden	Ferrari F380 Cup	32:56.593	1	45 LAPS	3.50	

FASTEST LAP

30	Cole/Lebase	Corvette C5	1:10.368	31	100.13mph	161.15kph
----	-------------	-------------	----------	----	-----------	-----------

Weather / Track : Cloudy / Damp

These results are provisional until the conclusion of any judicial and technical matters.

Donington Park
Circuit Length = 1.9573 miles.
Start: 14:59 End: 16:01

Clerk of Course:		Timekeeper:
------------------	--	-------------

Donington Open 2 Hour Race

LAP CHART - RACE 4

Lap 1			Lap 2			Lap 3			Lap 4			Lap 5		
No	Behind	Laptime	No	Behind	Laptime	No	Behind	Laptime	No	Behind	Laptime	No	Behind	Laptime
30		1:20.871	30		1:15.503	30		1:45.259	30		2:02.756	30		1:57.221
22	0.720	1:21.591	22	1.338	1:16.121	22	0.332	1:44.253	22	0.564	2:02.988	22	0.661	1:57.318
17	0.973	1:21.844	43	1.679	1:15.895	43	0.934	1:44.514	43	1.453	2:03.275	43	1.633	1:57.401
43	1.287	1:22.158	17	2.290	1:16.820	17	1.562	1:44.531	17	2.275	2:03.469	17	2.177	1:57.123
37	1.908	1:22.779	24	10.964	1:21.033	24	2.575	1:36.870	24	3.171	2:03.352	24	3.099	1:57.149
28	4.501	1:25.372	28	11.738	1:22.740	5	3.222	1:36.476	5	3.817	2:03.351	5	3.599	1:57.003
24	5.434	1:26.305	88	11.990	1:21.623	88	4.232	1:37.501	88	4.472	2:02.996	88	4.326	1:57.075
88	5.870	1:26.741	5	12.005	1:15.956	28	5.238	1:38.759	28	4.854	2:02.372	28	4.879	1:57.246
11	7.918	1:28.789	11	13.195	1:20.780	11	6.319	1:38.383	11	5.745	2:02.182	11	6.080	1:57.556
32	11.127	1:31.998	99	14.701	1:18.095	99	8.187	1:38.745	99	7.350	2:01.919	99	8.192	1:58.063
5	11.552	1:32.423	32	17.924	1:22.300	32	9.312	1:36.647	32	8.147	2:01.591	32	9.175	1:58.249
33	11.950	1:32.821	33	19.670	1:23.223	33	11.233	1:36.822	33	10.139	2:01.662	33	10.835	1:57.917
99	12.109	1:32.980	35	20.164	1:23.309	15	13.388	1:35.269	15	12.109	2:01.477	15	11.612	1:56.724
35	12.358	1:33.229	15	23.378	1:23.104	4	14.303	1:35.578	4	12.844	2:01.297	4	12.470	1:56.847
15	15.777	1:36.648	4	23.984	1:19.679	35	15.952	1:41.047P	26	14.371	1:51.554	26	14.276	1:57.126
23	17.155	1:38.026	23	29.388	1:27.736	23	19.963	1:35.834P	23	55.916	2:38.709	23	25.810	1:27.115
4	19.808	1:40.679	26	39.363	1:32.419	26	25.573	1:31.469	35	57.406	2:44.210	35	27.583	1:27.398
26	22.447	1:43.318												

Donington Open 2 Hour Race

LAP CHART - RACE 4

(contd.)

Lap 6			Lap 7			Lap 8			Lap 9			Lap 10		
No	Behind	Laptime	No	Behind	Laptime	No	Behind	Laptime	No	Behind	Laptime	No	Behind	Laptime
30		1:56.773	30		1:48.396	43		1:14.023	30		1:12.681	30		1:12.381
22	0.824	1:56.936	22	0.268	1:47.840	30	0.645	1:15.422	43	0.392	1:13.718	43	1.524	1:13.513
43	1.503	1:56.643	43	0.754	1:47.647	17	1.856	1:15.244	17	1.835	1:13.305	17	1.855	1:12.401
17	2.073	1:56.669	17	1.389	1:47.712	5	3.990	1:15.975	5	5.056	1:14.392	5	5.689	1:13.014
24	2.846	1:56.520	24	2.540	1:48.090	24	5.762	1:17.999	24	8.927	1:16.491	24	13.022	1:16.476
5	3.510	1:56.684	5	2.792	1:47.678	99	10.035	1:19.300	99	12.219	1:15.510	99	14.250	1:14.412
88	4.057	1:56.504	88	3.417	1:47.756	11	12.156	1:21.997	11	17.911	1:19.081	11	24.851	1:19.321
28	4.513	1:56.407	28	4.562	1:48.445	28	13.342	1:23.557	28	21.276	1:21.260	28	30.249	1:21.354
11	5.491	1:56.184	11	4.936	1:47.841	32	14.075	1:21.288	32	22.537	1:21.788	37	4 LAPS	1:14.279
99	7.396	1:55.977	99	5.512	1:46.512	33	14.243	1:21.209	4	22.840	1:19.868	4	32.504	1:22.045
32	8.018	1:55.616	32	7.564	1:47.942	4	16.298	1:21.021	33	23.329	1:22.412	32	33.213	1:23.057
33	10.030	1:55.968	33	7.811	1:46.177	15	17.407	1:23.407	15	24.463	1:20.382	33	33.286	1:22.338
15	10.624	1:55.785	15	8.777	1:46.549	35	23.757	1:25.831	37	4 LAPS	1:14.530	88	33.458	1:15.643
4	11.612	1:55.915	4	10.054	1:46.838	23	24.742	1:27.243	88	30.196	1:17.356	15	33.761	1:21.679
26	12.476	1:54.973	26	11.604	1:47.524	26	26.119	1:29.292	35	31.483	1:21.052	35	39.033	1:19.931
23	13.901	1:44.864	23	12.276	1:46.771	88	26.166	1:37.526	23	34.621	1:23.205	23	44.972	1:22.732
35	15.339	1:44.529	35	12.703	1:45.760	37	4 LAPS	1:12.339	26	40.663	1:27.870	26	56.603	1:28.321
37	4 LAPS	10:00.867	37	4 LAPS	1:14.279									

Donington Open 2 Hour Race

LAP CHART - RACE 4

(contd.)

Lap 11			Lap 12			Lap 13			Lap 14			Lap 15		
No	Behind	Laptime	No	Behind	Laptime	No	Behind	Laptime	No	Behind	Laptime	No	Behind	Laptime
30		1:12.275	30		1:12.173	30		1:12.652	30		1:12.161	30		1:11.435
17	3.245	1:13.665	17	3.524	1:12.452	17	3.395	1:12.523	17	3.283	1:12.049	17	4.322	1:12.474
43	3.639	1:14.390	43	5.250	1:13.784	5	7.036	1:13.335	5	8.857	1:13.982	23	1 LAP	1:21.336
5	5.955	1:12.541	5	6.353	1:12.571	43	7.992	1:15.394	43	10.194	1:14.363	43	13.677	1:14.918
99	17.855	1:15.880	99	20.473	1:14.791	26	1 LAP	1:27.091	22	6 LAPS	8:45.677P	5	26.525	1:29.103P
24	18.890	1:18.143	24	23.112	1:16.395	99	22.898	1:15.077	99	25.644	1:14.907	99	28.878	1:14.669
11	31.867	1:19.291	37	4 LAPS	1:13.981	24	27.242	1:16.782	26	1 LAP	1:25.499	24	38.263	1:18.264
37	4 LAPS	1:14.130	88	37.929	1:14.787	37	4 LAPS	1:12.862	24	31.434	1:16.353	88	40.964	1:13.624
88	35.315	1:14.132	11	39.638	1:19.944	88	38.722	1:13.445	37	4 LAPS	1:12.751	26	1 LAP	1:26.112
28	39.591	1:21.617	28	48.443	1:21.025	11	45.121	1:18.135	88	38.775	1:12.214	11	58.246	1:18.946
32	40.315	1:19.377	32	49.684	1:21.542	28	59.228	1:23.437	11	50.735	1:17.775			
15	44.417	1:22.931	15	53.009	1:20.765	32	1:00.481	1:23.449	28	1:07.485	1:20.418			
35	47.305	1:20.547	35	54.584	1:19.452	15	1:01.893	1:21.536	32	1:08.370	1:20.050			
23	53.868	1:21.171	23	1:03.343	1:21.648	35	1:02.219	1:20.287	15	1:09.567	1:19.835			
33	1:00.628	1:39.617P				23	1:12.122	1:21.431	35	1:09.999	1:19.941			
26	1:12.098	1:27.770												

Donington Open 2 Hour Race

LAP CHART - RACE 4

(contd.)

Lap 16			Lap 17			Lap 18			Lap 19			Lap 20		
No	Behind	Laptime	No	Behind	Laptime	No	Behind	Laptime	No	Behind	Laptime	No	Behind	Laptime
30		1:15.782	30		1:13.135	30		1:11.283	30		1:10.770	30		1:11.129
17	2.657	1:14.117	17	0.941	1:11.419	17	0.770	1:11.112	17	1.013	1:11.013	17	0.522	1:10.638
15	1 LAP	1:21.443	15	1 LAP	1:20.567	37	7 LAPS	4:18.762P	28	2 LAPS	1:12.415	28	2 LAPS	1:12.257
32	1 LAP	1:23.230	32	1 LAP	1:20.359	28	2 LAPS	2:31.155	43	25.266	1:15.795	37	8 LAPS	2:37.217
28	1 LAP	1:26.136P	35	1 LAP	1:19.363	15	1 LAP	1:20.131	32	1 LAP	1:19.898	43	29.315	1:15.178
35	1 LAP	1:22.827	43	16.086	1:15.171	43	20.241	1:15.438	15	1 LAP	1:21.306	11	2 LAPS	2:52.167
43	14.050	1:16.155	23	1 LAP	1:20.288	32	1 LAP	1:20.983	35	1 LAP	1:20.090	32	1 LAP	1:18.227
23	1 LAP	1:21.041	99	29.877	1:14.998	35	1 LAP	1:21.013	99	39.076	1:16.711	35	1 LAP	1:19.628
99	28.014	1:14.918	88	41.892	1:14.827	23	1 LAP	1:20.292	23	1 LAP	1:21.743	15	1 LAP	1:20.909
24	39.893	1:17.412	24	44.405	1:17.647	99	33.135	1:14.541	88	46.402	1:13.206	99	42.925	1:14.978
88	40.200	1:15.018	26	1 LAP	1:28.506	88	43.966	1:13.357	26	2 LAPS	2:02.734P	88	49.786	1:14.513
26	1 LAP	1:26.757	11	1:11.123	1:23.167P	24	50.369	1:17.247	24	57.021	1:17.422	23	1 LAP	1:26.283P
11	1:01.091	1:18.627										24	1:04.806	1:18.914

Donington Open 2 Hour Race

LAP CHART - RACE 4

(contd.)

Lap 21			Lap 22			Lap 23			Lap 24			Lap 25		
No	Behind	Laptime	No	Behind	Laptime	No	Behind	Laptime	No	Behind	Laptime	No	Behind	Laptime
30		1:10.722	30		1:11.716	30		1:12.167	30		1:11.984	30		1:17.178P
17	4.690	1:14.890P	24	1 LAP	1:23.590P	17	1 LAP	2:27.783	26	4 LAPS	1:16.685	26	4 LAPS	1:16.592
28	2 LAPS	1:12.138	28	2 LAPS	1:11.852	23	3 LAPS	2:46.507	17	1 LAP	1:12.265	17	1 LAP	1:12.217
4	10 LAPS	13:09.409P	43	36.570	1:14.472	28	2 LAPS	1:11.954	28	2 LAPS	1:12.765	28	2 LAPS	1:12.021
43	33.814	1:15.221	11	2 LAPS	1:16.718	5	7 LAPS	9:44.954P	21	23 LAPS	32:56.593P	24	2 LAPS	1:17.046
11	2 LAPS	1:16.361	37	8 LAPS	1:14.925	43	39.367	1:14.964	24	2 LAPS	2:39.198	23	3 LAPS	1:26.957
32	1 LAP	1:19.325	99	51.793	1:15.370	11	2 LAPS	1:17.891	23	3 LAPS	1:26.020	4	13 LAPS	5:01.175
37	8 LAPS	1:38.405	35	1 LAP	1:19.592	37	8 LAPS	1:17.329	43	42.032	1:14.649	43	39.778	1:14.924
35	1 LAP	1:19.391	15	1 LAP	1:19.028	99	55.472	1:15.846	11	2 LAPS	1:17.133	11	2 LAPS	1:17.022
99	48.139	1:15.936	32	1 LAP	1:23.088P	15	1 LAP	1:19.505	37	8 LAPS	1:13.607	37	8 LAPS	1:14.158
15	1 LAP	1:19.397	88	1:00.297	1:18.520P	35	1 LAP	1:20.307	99	58.513	1:15.025	99	1:01.710	1:20.375P
88	53.493	1:14.429	26	3 LAPS	1:17.690				32	2 LAPS	2:35.502	88	1 LAP	1:16.544
26	3 LAPS	2:38.236							88	1 LAP	2:35.626	32	2 LAPS	1:20.246
									35	1 LAP	1:20.691	35	1 LAP	1:19.657
									15	1 LAP	1:23.871P	17	1:15.516	1:11.606
												26	3 LAPS	1:15.982
												28	1 LAP	1:11.921
												24	1 LAP	1:16.286

Donington Open 2 Hour Race

LAP CHART - RACE 4

(contd.)

Lap 26			Lap 27			Lap 28			Lap 29			Lap 30		
No	Behind	Laptime	No	Behind	Laptime	No	Behind	Laptime	No	Behind	Laptime	No	Behind	Laptime
43		1:15.484	43		1:14.681	43		1:14.707	43		1:19.278P	17		1:11.668
23	3 LAPS	1:24.992	4	13 LAPS	1:21.703	37	8 LAPS	1:14.567	37	8 LAPS	1:13.319	30	0.672	1:11.155
4	13 LAPS	1:22.390	23	3 LAPS	1:24.675	4	13 LAPS	1:19.755	4	13 LAPS	1:17.825	11	2 LAPS	1:17.099
37	8 LAPS	1:14.305	37	8 LAPS	1:15.274	11	2 LAPS	1:18.126	11	2 LAPS	1:16.950	28	1 LAP	1:11.858
11	2 LAPS	1:16.830	11	2 LAPS	1:17.357	23	3 LAPS	1:23.782	17	20.283	1:11.842	88	1 LAP	1:15.294
88	1 LAP	1:15.255	17	31.194	1:12.404	17	27.719	1:11.232	30	21.468	1:10.512	23	3 LAPS	1:25.671
17	33.471	1:13.217	88	1 LAP	1:15.599	30	30.234	1:11.559	23	3 LAPS	1:24.765	26	3 LAPS	1:16.557
32	2 LAPS	1:19.364	99	1 LAP	2:41.252	88	1 LAP	1:16.374	88	1 LAP	1:14.154	15	2 LAPS	1:15.963
30	36.494	2:31.756	30	33.382	1:11.569	99	1 LAP	1:18.272	28	1 LAP	1:11.660	99	1 LAP	1:19.141
15	2 LAPS	2:34.262	28	1 LAP	1:12.448	28	1 LAP	1:12.481	99	1 LAP	1:17.762	32	2 LAPS	1:18.084
35	1 LAP	1:19.778	15	2 LAPS	1:17.675	26	3 LAPS	1:15.008	26	3 LAPS	1:14.341	35	1 LAP	1:18.782
26	3 LAPS	1:15.603	32	2 LAPS	1:19.668	15	2 LAPS	1:16.506	15	2 LAPS	1:14.669	24	1 LAP	1:17.894
28	1 LAP	1:11.571	26	3 LAPS	1:15.902	32	2 LAPS	1:19.119	32	2 LAPS	1:18.477	37	7 LAPS	1:16.138
24	1 LAP	1:17.821	35	1 LAP	1:20.490	35	1 LAP	1:19.134	35	1 LAP	1:18.977	43	1:08.277	2:40.228
			24	1 LAP	1:16.854	24	1 LAP	1:17.015	24	1 LAP	1:16.681			
									37	7 LAPS	1:15.449			
									4	12 LAPS	1:17.661			

Donington Open 2 Hour Race

LAP CHART - RACE 4

(contd.)

Lap 31			Lap 32			Lap 33			Lap 34			Lap 35		
No	Behind	Laptime	No	Behind	Laptime	No	Behind	Laptime	No	Behind	Laptime	No	Behind	Laptime
17		1:10.895	17		1:13.032	17		1:10.963	17		1:12.602	17		1:12.758
30	0.145	1:10.368	30	0.389	1:13.276	30	0.301	1:10.875	37	8 LAPS	1:15.736	37	8 LAPS	1:14.899
11	2 LAPS	1:16.704	43	1 LAP	1:19.081	43	1 LAP	1:17.474	28	1 LAP	1:12.232	28	1 LAP	1:11.585
4	13 LAPS	1:20.702	28	1 LAP	1:12.111	28	1 LAP	1:11.946	30	12.161	1:24.462	30	12.718	1:13.315
28	1 LAP	1:11.933	11	2 LAPS	1:17.014	11	2 LAPS	1:16.357	43	1 LAP	1:17.599	23	4 LAPS	1:31.314
88	1 LAP	1:14.525	4	13 LAPS	1:17.244	88	1 LAP	1:15.405	11	2 LAPS	1:18.228	43	1 LAP	1:18.465
26	3 LAPS	1:15.044	88	1 LAP	1:14.348	4	13 LAPS	1:19.641	88	1 LAP	1:14.429	88	1 LAP	1:14.797
15	2 LAPS	1:15.214	26	3 LAPS	1:14.979	26	3 LAPS	1:14.170	4	13 LAPS	1:17.571	11	2 LAPS	1:17.967
99	1 LAP	1:19.215	15	2 LAPS	1:15.020	15	2 LAPS	1:14.194	26	3 LAPS	1:14.312	4	13 LAPS	1:17.636
23	3 LAPS	1:25.715	99	1 LAP	1:17.626	99	1 LAP	1:17.937	15	2 LAPS	1:14.221	26	3 LAPS	1:14.166
32	2 LAPS	1:18.800	32	2 LAPS	1:19.105	32	2 LAPS	1:18.258	99	1 LAP	1:17.695	15	2 LAPS	1:14.190
35	1 LAP	1:18.530	23	3 LAPS	1:27.005	35	1 LAP	1:21.355	32	2 LAPS	1:18.243	99	1 LAP	1:17.199
24	1 LAP	1:16.620	35	1 LAP	1:19.063	24	1 LAP	1:17.362	24	1 LAP	1:16.774	32	2 LAPS	1:18.229
37	7 LAPS	1:13.881	24	1 LAP	1:17.216	23	3 LAPS	1:28.236	35	1 LAP	1:21.003	24	1 LAP	1:16.002
			37	7 LAPS	1:13.984									

Donington Open 2 Hour Race

LAP CHART - RACE 4

(contd.)

Lap 36			Lap 37			Lap 38			Lap 39			Lap 40		
No	Behind	Laptime	No	Behind	Laptime	No	Behind	Laptime	No	Behind	Laptime	No	Behind	Laptime
17		1:13.052	17		1:12.624	17		1:13.204	17		1:12.158	17		1:12.972
35	2 LAPS	1:19.675	24	2 LAPS	1:17.399	32	3 LAPS	1:18.612	28	1 LAP	1:12.003	23	5 LAPS	1:26.064
37	8 LAPS	1:14.230	28	1 LAP	1:12.386	28	1 LAP	1:12.332	32	3 LAPS	1:18.157	28	1 LAP	1:12.045
28	1 LAP	1:12.229	37	8 LAPS	1:15.887	24	2 LAPS	1:17.451	30	9.908	1:11.444	30	9.679	1:12.743
30	12.443	1:12.777	35	2 LAPS	1:20.055	30	10.622	1:12.880	24	2 LAPS	1:17.485	32	3 LAPS	1:20.761
43	1 LAP	1:17.380	30	10.946	1:11.127	37	8 LAPS	1:15.611	37	8 LAPS	1:14.010	24	2 LAPS	1:19.288
88	1 LAP	1:14.176	88	1 LAP	1:15.955	35	2 LAPS	1:19.327	35	2 LAPS	1:19.705	37	8 LAPS	1:18.735
23	4 LAPS	1:30.931	43	1 LAP	1:17.727	88	1 LAP	1:14.638	88	1 LAP	1:14.104	35	2 LAPS	1:20.092
11	2 LAPS	1:17.363	26	3 LAPS	1:15.311	43	1 LAP	1:17.301	43	1 LAP	1:16.541	88	1 LAP	1:18.939
26	3 LAPS	1:14.142	11	2 LAPS	1:18.283	15	2 LAPS	1:14.779	15	2 LAPS	1:14.939	43	1 LAP	1:17.082
15	2 LAPS	1:14.935	15	2 LAPS	1:14.953	26	3 LAPS	1:16.409	26	3 LAPS	1:14.944	15	2 LAPS	1:14.743
4	13 LAPS	1:24.720P	23	4 LAPS	1:28.033	11	2 LAPS	1:17.325	11	2 LAPS	1:16.489	26	3 LAPS	1:15.069
99	1 LAP	1:17.131	99	1 LAP	1:17.683	23	4 LAPS	1:25.879	4	14 LAPS	1:13.906	11	2 LAPS	1:17.936
32	2 LAPS	1:18.606				4	14 LAPS	2:43.266	99	1 LAP	1:18.076	4	14 LAPS	1:13.807
						99	1 LAP	1:17.752						

Donington Open 2 Hour Race

LAP CHART - RACE 4

(contd.)

Lap 41			Lap 42			Lap 43			Lap 44			Lap 45		
No	Behind	Laptime	No	Behind	Laptime	No	Behind	Laptime	No	Behind	Laptime	No	Behind	Laptime
17		1:13.611	17		1:12.198	17		1:11.412	17		1:12.399	17		1:12.699
99	2 LAPS	1:19.505	28	1 LAP	1:11.907	28	1 LAP	1:11.569	28	1 LAP	1:11.767	23	6 LAPS	1:33.933
28	1 LAP	1:12.488	30	6.058	1:10.934	30	5.087	1:10.441	30	3.919	1:11.231	28	1 LAP	1:13.089
30	7.322	1:11.254	99	2 LAPS	1:17.476	99	2 LAPS	1:17.802	99	2 LAPS	1:18.579	11	3 LAPS	1:20.414
23	5 LAPS	1:26.739	37	8 LAPS	1:15.913	37	8 LAPS	1:14.949	37	8 LAPS	1:14.740	30	11.615	1:20.395
32	3 LAPS	1:18.621	32	3 LAPS	1:18.939	24	2 LAPS	1:16.703	24	2 LAPS	1:16.215	15	3 LAPS	1:44.628
37	8 LAPS	1:15.175	24	2 LAPS	1:17.028	32	3 LAPS	1:18.386	32	3 LAPS	1:19.382	99	2 LAPS	1:17.798
24	2 LAPS	1:17.860	23	5 LAPS	1:31.078	23	5 LAPS	1:30.666	35	2 LAPS	1:20.536	37	8 LAPS	1:15.820
35	2 LAPS	1:19.146	35	2 LAPS	1:19.929	35	2 LAPS	1:18.708	26	3 LAPS	1:18.560	24	2 LAPS	1:19.058
15	2 LAPS	1:14.939	15	2 LAPS	1:14.762	26	3 LAPS	1:14.865	43	1 LAP	1:18.226	32	3 LAPS	1:19.533
43	1 LAP	1:18.448	43	1 LAP	1:15.662	43	1 LAP	1:17.304	4	14 LAPS	1:14.140	26	3 LAPS	1:18.512
26	3 LAPS	1:15.863	26	3 LAPS	1:15.509	15	2 LAPS	1:25.643P				43	1 LAP	1:18.072
11	2 LAPS	1:21.059	4	14 LAPS	1:13.063	4	14 LAPS	1:14.172				35	2 LAPS	1:21.660
88	1 LAP	1:36.019P	11	2 LAPS	1:18.878	11	2 LAPS	1:18.286				4	14 LAPS	1:13.945
4	14 LAPS	1:13.423												

Donington Open 2 Hour Race

LAP CHART - RACE 4

(contd.)

Lap 46			Lap 47			Lap 48			Lap 49			Lap 50		
No	Behind	Laptime	No	Behind	Laptime	No	Behind	Laptime	No	Behind	Laptime	No	Behind	Laptime
17		1:16.307												
28	1 LAP	1:17.304												
30	13.476	1:18.168												
23	6 LAPS	1:31.525												
11	3 LAPS	1:24.738												
15	3 LAPS	1:17.377												
99	2 LAPS	1:18.314												
37	8 LAPS	1:17.743												
24	2 LAPS	1:19.870												
32	3 LAPS	1:19.819												
26	3 LAPS	1:17.468												
43	1 LAP	1:17.620												
4	14 LAPS	1:15.664												
35	2 LAPS	1:24.503												

Donington Open 2 Hour Race

LAP ANALYSIS - QUALIFYING - RACE 4

4	Westwood/Corridan	Porsche 996 GT3					
1 - 1:40.679	6 - 1:55.915	11 - X:00.000P	16 - 1:17.825	21 - 1:17.571	26 - 1:13.807	31 - 1:13.945	
2 - 1:19.679	7 - 1:46.838	12 - 5:01.175	17 - 1:17.661	22 - 1:17.636	27 - 1:13.423	32 - 1:15.664	
3 - 1:35.578	8 - 1:21.021	13 - 1:22.390	18 - 1:20.702	23 - 1:24.720P	28 - 1:13.063		
4 - 2:01.297	9 - 1:19.868	14 - 1:21.703	19 - 1:17.244	24 - 2:43.266	29 - 1:14.172		
5 - 1:56.847	10 - 1:22.045	15 - 1:19.755	20 - 1:19.641	25 - 1:13.906	30 - 1:14.140		
5	Hurst/Wood	Audi A4 Super Tourer					
1 - 1:32.423	6 - 1:56.684	11 - 1:12.541	16 - 9:44.954P				
2 - 1:15.956	7 - 1:47.678	12 - 1:12.571					
3 - 1:36.476	8 - 1:15.975	13 - 1:13.335					
4 - 2:03.351	9 - 1:14.392	14 - 1:13.982					
5 - 1:57.003	10 - 1:13.014	15 - 1:29.103P					
11	Edwards/Demitriou	Marcos GT Cup					
1 - 1:28.789	11 - 1:19.291	21 - 1:17.891	31 - 1:16.357	41 - 1:18.286			
2 - 1:20.780	12 - 1:19.944	22 - 1:17.133	32 - 1:18.228	42 - 1:20.414			
3 - 1:38.383	13 - 1:18.135	23 - 1:17.022	33 - 1:17.967	43 - 1:24.738			
4 - 2:02.182	14 - 1:17.775	24 - 1:16.830	34 - 1:17.363				
5 - 1:57.556	15 - 1:18.946	25 - 1:17.357	35 - 1:18.283				
6 - 1:56.184	16 - 1:18.627	26 - 1:18.126	36 - 1:17.325				
7 - 1:47.841	17 - 1:23.167P	27 - 1:16.950	37 - 1:16.489				
8 - 1:21.997	18 - 2:52.167	28 - 1:17.099	38 - 1:17.936				
9 - 1:19.081	19 - 1:16.361	29 - 1:16.704	39 - 1:21.059				
10 - 1:19.321	20 - 1:16.718	30 - 1:17.014	40 - 1:18.878				
15	Upton/Arford/Watt	TVR Tuscan					
1 - 1:36.648	11 - 1:22.931	21 - 1:19.028	31 - 1:14.194	41 - 1:25.643P			
2 - 1:23.104	12 - 1:20.765	22 - 1:19.505	32 - 1:14.221	42 - 1:44.628			
3 - 1:35.269	13 - 1:21.536	23 - 1:23.871P	33 - 1:14.190	43 - 1:17.377			
4 - 2:01.477	14 - 1:19.835	24 - 2:34.262	34 - 1:14.935				
5 - 1:56.724	15 - 1:21.443	25 - 1:17.675	35 - 1:14.953				
6 - 1:55.785	16 - 1:20.567	26 - 1:16.506	36 - 1:14.779				
7 - 1:46.549	17 - 1:20.131	27 - 1:14.669	37 - 1:14.939				
8 - 1:23.407	18 - 1:21.306	28 - 1:15.963	38 - 1:14.743				
9 - 1:20.382	19 - 1:20.909	29 - 1:15.214	39 - 1:14.939				
10 - 1:21.679	20 - 1:19.397	30 - 1:15.020	40 - 1:14.762				
17	Griffiths/Ryan	TVR 400					
1 - 1:21.844	11 - 1:13.665	21 - 1:14.890P	31 - 1:10.895	41 - 1:13.611			
2 - 1:16.820	12 - 1:12.452	22 - 2:27.783	32 - 1:13.032	42 - 1:12.198			
3 - 1:44.531	13 - 1:12.523	23 - 1:12.265	33 - 1:10.963	43 - 1:11.412			
4 - 2:03.469	14 - 1:12.049	24 - 1:12.217	34 - 1:12.602	44 - 1:12.399			
5 - 1:57.123	15 - 1:12.474	25 - 1:11.606	35 - 1:12.758	45 - 1:12.699			
6 - 1:56.669	16 - 1:14.117	26 - 1:13.217	36 - 1:13.052	46 - 1:16.307			
7 - 1:47.712	17 - 1:11.419	27 - 1:12.404	37 - 1:12.624				
8 - 1:15.244	18 - 1:11.112	28 - 1:11.232	38 - 1:13.204				
9 - 1:13.305	19 - 1:11.013	29 - 1:11.842	39 - 1:12.158				
10 - 1:12.401	20 - 1:10.638	30 - 1:11.668	40 - 1:12.972				

Donington Open 2 Hour Race

LAP ANALYSIS - QUALIFYING - RACE 4

(contd.)

21	Coleman/Sugden	Ferrari F380 Cup			
1 - X:00.000P					
22	Griffin/Waterworth	V10 Viper			
1 - 1:21.591 6 - 1:56.936 2 - 1:16.121 7 - 1:47.840 3 - 1:44.253 8 - 8:45.677P 4 - 2:02.988 5 - 1:57.318					
23	Treasure/Cummings	Lotus Exige			
1 - 1:38.026 11 - 1:21.171 21 - 1:26.020 31 - 1:31.314 2 - 1:27.736 12 - 1:21.648 22 - 1:26.957 32 - 1:30.931 3 - 1:35.834P 13 - 1:21.431 23 - 1:24.992 33 - 1:28.033 4 - 2:38.709 14 - 1:21.336 24 - 1:24.675 34 - 1:25.879 5 - 1:27.115 15 - 1:21.041 25 - 1:23.782 35 - 1:26.064 6 - 1:44.864 16 - 1:20.288 26 - 1:24.765 36 - 1:26.739 7 - 1:46.771 17 - 1:20.292 27 - 1:25.671 37 - 1:31.078 8 - 1:27.243 18 - 1:21.743 28 - 1:25.715 38 - 1:30.666 9 - 1:23.205 19 - 1:26.283P 29 - 1:27.005 39 - 1:33.933 10 - 1:22.732 20 - 2:46.507 30 - 1:28.236 40 - 1:31.525					
24	Nigel MUSTILL	Nissan Skyline			
1 - 1:26.305 11 - 1:18.143 21 - 1:23.590P 31 - 1:17.216 41 - 1:16.703 2 - 1:21.033 12 - 1:16.395 22 - 2:39.198 32 - 1:17.362 42 - 1:16.215 3 - 1:36.870 13 - 1:16.782 23 - 1:17.046 33 - 1:16.774 43 - 1:19.058 4 - 2:03.352 14 - 1:16.353 24 - 1:16.286 34 - 1:16.002 44 - 1:19.870 5 - 1:57.149 15 - 1:18.264 25 - 1:17.821 35 - 1:17.399 6 - 1:56.520 16 - 1:17.412 26 - 1:16.854 36 - 1:17.451 7 - 1:48.090 17 - 1:17.647 27 - 1:17.015 37 - 1:17.485 8 - 1:17.999 18 - 1:17.247 28 - 1:16.681 38 - 1:19.288 9 - 1:16.491 19 - 1:17.422 29 - 1:17.894 39 - 1:17.860 10 - 1:16.476 20 - 1:18.914 30 - 1:16.620 40 - 1:17.028					
26	Gilbert/Howard	TVR Tuscan			
1 - 1:43.318 11 - 1:27.770 21 - 1:16.592 31 - 1:14.312 41 - 1:18.560 2 - 1:32.419 12 - 1:27.091 22 - 1:15.982 32 - 1:14.166 42 - 1:18.512 3 - 1:31.469 13 - 1:25.499 23 - 1:15.603 33 - 1:14.142 43 - 1:17.468 4 - 1:51.554 14 - 1:26.112 24 - 1:15.902 34 - 1:15.311 5 - 1:57.126 15 - 1:26.757 25 - 1:15.008 35 - 1:16.409 6 - 1:54.973 16 - 1:28.506 26 - 1:14.341 36 - 1:14.944 7 - 1:47.524 17 - 2:02.734P 27 - 1:16.557 37 - 1:15.069 8 - 1:29.292 18 - 2:38.236 28 - 1:15.044 38 - 1:15.863 9 - 1:27.870 19 - 1:17.690 29 - 1:14.979 39 - 1:15.509 10 - 1:28.321 20 - 1:16.685 30 - 1:14.170 40 - 1:14.865					

Donington Open 2 Hour Race

LAP ANALYSIS - QUALIFYING - RACE 4

(contd.)

28	Taysom/Westbrook	Porsche GT3 Cup			
1 - 1:25.372	11 - 1:21.617	21 - 1:11.954	31 - 1:12.111	41 - 1:11.907	
2 - 1:22.740	12 - 1:21.025	22 - 1:12.765	32 - 1:11.946	42 - 1:11.569	
3 - 1:38.759	13 - 1:23.437	23 - 1:12.021	33 - 1:12.232	43 - 1:11.767	
4 - 2:02.372	14 - 1:20.418	24 - 1:11.921	34 - 1:11.585	44 - 1:13.089	
5 - 1:57.246	15 - 1:26.136P	25 - 1:11.571	35 - 1:12.229	45 - 1:17.304	
6 - 1:56.407	16 - 2:31.155	26 - 1:12.448	36 - 1:12.386		
7 - 1:48.445	17 - 1:12.415	27 - 1:12.481	37 - 1:12.332		
8 - 1:23.557	18 - 1:12.257	28 - 1:11.660	38 - 1:12.003		
9 - 1:21.260	19 - 1:12.138	29 - 1:11.858	39 - 1:12.045		
10 - 1:21.354	20 - 1:11.852	30 - 1:11.933	40 - 1:12.488		
30	Cole/Lebase	Corvette C5			
1 - 1:20.871	11 - 1:12.275	21 - 1:10.722	31 - 1:10.368	41 - 1:11.254	
2 - 1:15.503	12 - 1:12.173	22 - 1:11.716	32 - 1:13.276	42 - 1:10.934	
3 - 1:45.259	13 - 1:12.652	23 - 1:12.167	33 - 1:10.875	43 - 1:10.441	
4 - 2:02.756	14 - 1:12.161	24 - 1:11.984	34 - 1:24.462	44 - 1:11.231	
5 - 1:57.221	15 - 1:11.435	25 - 1:17.178P	35 - 1:13.315	45 - 1:20.395	
6 - 1:56.773	16 - 1:15.782	26 - 2:31.756	36 - 1:12.777	46 - 1:18.168	
7 - 1:48.396	17 - 1:13.135	27 - 1:11.569	37 - 1:11.127		
8 - 1:15.422	18 - 1:11.283	28 - 1:11.559	38 - 1:12.880		
9 - 1:12.681	19 - 1:10.770	29 - 1:10.512	39 - 1:11.444		
10 - 1:12.381	20 - 1:11.129	30 - 1:11.155	40 - 1:12.743		
32	Rodriguez/Dawe	BMW CSL			
1 - 1:31.998	11 - 1:19.377	21 - 1:23.088P	31 - 1:18.258	41 - 1:19.382	
2 - 1:22.300	12 - 1:21.542	22 - 2:35.502	32 - 1:18.243	42 - 1:19.533	
3 - 1:36.647	13 - 1:23.449	23 - 1:20.246	33 - 1:18.229	43 - 1:19.819	
4 - 2:01.591	14 - 1:20.050	24 - 1:19.364	34 - 1:18.606		
5 - 1:58.249	15 - 1:23.230	25 - 1:19.668	35 - 1:18.612		
6 - 1:55.616	16 - 1:20.359	26 - 1:19.119	36 - 1:18.157		
7 - 1:47.942	17 - 1:20.983	27 - 1:18.477	37 - 1:20.761		
8 - 1:21.288	18 - 1:19.898	28 - 1:18.084	38 - 1:18.621		
9 - 1:21.788	19 - 1:18.227	29 - 1:18.800	39 - 1:18.939		
10 - 1:23.057	20 - 1:19.325	30 - 1:19.105	40 - 1:18.386		
33	Thorpe/Reynolds	Lotus Exige Cup			
1 - 1:32.821	6 - 1:55.968	11 - 1:39.617P			
2 - 1:23.223	7 - 1:46.177				
3 - 1:36.822	8 - 1:21.209				
4 - 2:01.662	9 - 1:22.412				
5 - 1:57.917	10 - 1:22.338				

Donington Open 2 Hour Race

LAP ANALYSIS - QUALIFYING - RACE 4

(contd.)

35	Witt GAMASKI	F355			
1 - 1:33.229	11 - 1:20.547	21 - 1:19.592	31 - 1:19.063	41 - 1:18.708	
2 - 1:23.309	12 - 1:19.452	22 - 1:20.307	32 - 1:21.355	42 - 1:20.536	
3 - 1:41.047P	13 - 1:20.287	23 - 1:20.691	33 - 1:21.003	43 - 1:21.660	
4 - 2:44.210	14 - 1:19.941	24 - 1:19.657	34 - 1:19.675	44 - 1:24.503	
5 - 1:27.398	15 - 1:22.827	25 - 1:19.778	35 - 1:20.055		
6 - 1:44.529	16 - 1:19.363	26 - 1:20.490	36 - 1:19.327		
7 - 1:45.760	17 - 1:21.013	27 - 1:19.134	37 - 1:19.705		
8 - 1:25.831	18 - 1:20.090	28 - 1:18.977	38 - 1:20.092		
9 - 1:21.052	19 - 1:19.628	29 - 1:18.782	39 - 1:19.146		
10 - 1:19.931	20 - 1:19.391	30 - 1:18.530	40 - 1:19.929		
37	Young/Healey	Porsche GT3 Cup			
1 - 1:22.779	11 - 4:18.762P	21 - 1:13.319	31 - 1:14.010		
2 - X:00.000	12 - 2:37.217	22 - 1:15.449	32 - 1:18.735		
3 - 1:14.279	13 - 1:38.405	23 - 1:16.138	33 - 1:15.175		
4 - 1:12.339	14 - 1:14.925	24 - 1:13.881	34 - 1:15.913		
5 - 1:14.530	15 - 1:17.329	25 - 1:13.984	35 - 1:14.949		
6 - 1:14.279	16 - 1:13.607	26 - 1:15.736	36 - 1:14.740		
7 - 1:14.130	17 - 1:14.158	27 - 1:14.899	37 - 1:15.820		
8 - 1:13.981	18 - 1:14.305	28 - 1:14.230	38 - 1:17.743		
9 - 1:12.862	19 - 1:15.274	29 - 1:15.887			
10 - 1:12.751	20 - 1:14.567	30 - 1:15.611			
43	Burton/Flux	F360			
1 - 1:22.158	11 - 1:14.390	21 - 1:15.221	31 - 1:19.081	41 - 1:15.662	
2 - 1:15.895	12 - 1:13.784	22 - 1:14.472	32 - 1:17.474	42 - 1:17.304	
3 - 1:44.514	13 - 1:15.394	23 - 1:14.964	33 - 1:17.599	43 - 1:18.226	
4 - 2:03.275	14 - 1:14.363	24 - 1:14.649	34 - 1:18.465	44 - 1:18.072	
5 - 1:57.401	15 - 1:14.918	25 - 1:14.924	35 - 1:17.380	45 - 1:17.620	
6 - 1:56.643	16 - 1:16.155	26 - 1:15.484	36 - 1:17.727		
7 - 1:47.647	17 - 1:15.171	27 - 1:14.681	37 - 1:17.301		
8 - 1:14.023	18 - 1:15.438	28 - 1:14.707	38 - 1:16.541		
9 - 1:13.718	19 - 1:15.795	29 - 1:19.278P	39 - 1:17.082		
10 - 1:13.513	20 - 1:15.178	30 - 2:40.228	40 - 1:18.448		
88	Whight/Whight/Lazante	Lotus Elise Cup GT			
1 - 1:26.741	11 - 1:14.132	21 - 1:14.429	31 - 1:14.348		
2 - 1:21.623	12 - 1:14.787	22 - 1:18.520P	32 - 1:15.405		
3 - 1:37.501	13 - 1:13.445	23 - 2:35.626	33 - 1:14.429		
4 - 2:02.996	14 - 1:12.214	24 - 1:16.544	34 - 1:14.797		
5 - 1:57.075	15 - 1:13.624	25 - 1:15.255	35 - 1:14.176		
6 - 1:56.504	16 - 1:15.018	26 - 1:15.599	36 - 1:15.955		
7 - 1:47.756	17 - 1:14.827	27 - 1:16.374	37 - 1:14.638		
8 - 1:37.526	18 - 1:13.357	28 - 1:14.154	38 - 1:14.104		
9 - 1:17.356	19 - 1:13.206	29 - 1:15.294	39 - 1:18.939		
10 - 1:15.643	20 - 1:14.513	30 - 1:14.525	40 - 1:36.019P		

Donington Open 2 Hour Race

LAP ANALYSIS - QUALIFYING - RACE 4

(contd.)

99	Davidson/Greensall	Super Mini Britcar			
1 - 1:32.980	11 - 1:15.880	21 - 1:15.936	31 - 1:17.626	41 - 1:17.802	
2 - 1:18.095	12 - 1:14.791	22 - 1:15.370	32 - 1:17.937	42 - 1:18.579	
3 - 1:38.745	13 - 1:15.077	23 - 1:15.846	33 - 1:17.695	43 - 1:17.798	
4 - 2:01.919	14 - 1:14.907	24 - 1:15.025	34 - 1:17.199	44 - 1:18.314	
5 - 1:58.063	15 - 1:14.669	25 - 1:20.375P	35 - 1:17.131		
6 - 1:55.977	16 - 1:14.918	26 - 2:41.252	36 - 1:17.683		
7 - 1:46.512	17 - 1:14.998	27 - 1:18.272	37 - 1:17.752		
8 - 1:19.300	18 - 1:14.541	28 - 1:17.762	38 - 1:18.076		
9 - 1:15.510	19 - 1:16.711	29 - 1:19.141	39 - 1:19.505		
10 - 1:14.412	20 - 1:14.978	30 - 1:19.215	40 - 1:17.476		

Donington Open 2 Hour Race

RACE CLASSIFICATION - RACE 3 & 4

POS	NO	CL	DRIVER	CAR	TIME	LAPS	GAP	MPH	BEST
1	30		Cole/Lebase	Corvette C5	2:01:23.089	92		88.99	1:10.368
2	17		Griffiths/Ryan	TVR 400	2:02:16.217	92	53.128	88.34	1:10.638
3	43		Burton/Flux	F360	2:02:43.642	90	2 LAPS	86.10	1:12.684
4	28		Taysom/Westbrook	Porsche GT3 Cup	2:01:16.545	89	3 LAPS	86.16	1:11.569
5	24		Nigel MUSTILL	Nissan Skyline	2:03:02.218	87	5 LAPS	83.02	1:16.002
6	11		Edwards/Demitriou	Marcos GT Cup	2:01:58.017	86	6 LAPS	82.79	1:16.357
7	32		Rodriguez/Dawe	BMW CSL	2:03:10.056	86	6 LAPS	81.98	1:18.084
8	35		Witt GAMASKI	F355	2:03:18.001	85	7 LAPS	80.94	1:18.530
9	88		Whight/Whight/Lazante	Lotus Elise Cup GT	1:56:28.534	84	8 LAPS	84.67	1:12.214
10	37		Young/Healey	Porsche GT3 Cup	2:02:14.398	81	11 LAPS	77.80	1:12.339
11	15		Upton/Arford/Watt	TVR Tuscan	2:01:59.725	78	14 LAPS	75.07	1:14.190
12	23		Treasure/Cummings	Lotus Exige	1:55:37.346	75	17 LAPS	76.16	1:20.288
13	99		Davidson/Greensall	Super Mini Britcar	1:32:38.660	65	27 LAPS	82.37	1:14.412
14	4		Westwood/Corridan	Porsche 996 GT3	1:37:30.048	58	34 LAPS	69.84	1:12.331
15	26		Gilbert/Howard	TVR Tuscan	1:31:21.761	56	36 LAPS	71.96	1:14.142
16	22		Griffin/Waterworth	V10 Viper	1:22:35.977	54	38 LAPS	76.75	1:12.168
17	33		Thorpe/Reynolds	Lotus Exige Cup	1:18:27.015	53	39 LAPS	79.31	1:17.815
18	10		Back/Wood	Ferrari GT Cup	1:01:47.092	44	48 LAPS	83.60	1:15.586
19	5		Hurst/Wood	Audi A4 Super Tourer	1:24:07.955	43	49 LAPS	60.00	1:12.149
20	20		Noble/MacKinion/Short	Noble 400	35:28.817	10	82 LAPS	33.04	1:17.636
21	21		Coleman/Sugden	Ferrari F380 Cup	1:34:44.709	7	85 LAPS	8.65	1:14.894
FASTEST LAP									
30			Cole/Lebase	Corvette C5	1:10.368	77	100.13mph	161.15kph	

Weather / Track : Cloudy / Damp

These results are provisional until the conclusion of any judicial and technical matters.

Donington Park
Circuit Length = 1.9573 miles.
Start: 14:59 End: 16:01

Clerk of Course:

Timekeeper:

Britcar

1ST QUALIFYING - RACE 5

POS	NO	CL	DRIVER	CAR	TIME	LAPS	GAP	MPH
1	43	1	Burton/Flux	Ferrari 360F	1:19.542	15		88.58
2	21	1	Coleman/Sugden	Ferrari 355	1:21.560	15	2.018	86.39
3	39	1	Handkammer/Leslie	BMW M3 E36	1:22.728	12	3.186	85.17
4	99				1:23.533	10	3.991	84.35
5	82	1	Moore/McKever	BMW M3 E36 DTM	1:24.815	17	5.273	83.07
6	15		TBD		1:25.663	16	6.121	82.25
7	38	2	Symons/Steel	BMW M3 E36	1:26.766	15	7.224	81.21
8	26				1:26.809	13	7.267	81.17
9	12	1	Bullock/Parsons	Marcos Mantis	1:26.838	17	7.296	81.14
10	32	2	Rodreguez/Moore	BMW M3 CSL	1:26.856	16	7.314	81.12
11	84	3	Griffin/Simmonds	Renault Clio Cup	1:26.881	15	7.339	81.10
12	60	2	Kaye/Demetriou	Honda Integra Type R	1:27.153	12	7.611	80.85
13	81	4	Leggate/Vanderville	MG ZR 190	1:27.183	15	7.641	80.82
14	66	3	Norchi/Johnson	Volvo S60TS	1:28.045	13	8.503	80.03
15	87	3	Halliday/Donaldson/Donaldson	BMW M3 E30	1:28.218	14	8.676	79.87
16	40	2	Goodie/Allen	BMW M3 E46	1:28.293	13	8.751	79.80
17	67	3	Stephens/Caine	BMW M3 E30	1:29.145	16	9.603	79.04
18	63	3	Lemmer/Blencowe	Honda Civic Type R	1:29.321	9	9.779	78.88
19	91	4	Hammersley/Hammersley	MG ZR 190	1:29.426	17	9.884	78.79
20	47	2	Salmon/Ellis	BMW M3 E36	1:29.992	13	10.450	78.29
21	86	3	Reynolds/Field	Honda Integra Type R	1:30.164	16	10.622	78.15
22	2	1	Harris/Greensall	Porsche 996 GT3	1:31.327	8	11.785	77.15
23	88	3	Turner/Allard	Volkswagen Golf Diesel	1:32.346	12	12.804	76.30
24	44	2	Fothergill/Bennett	BMW M3 E36	1:32.570	10	13.028	76.11
25	10				1:32.730	14	13.188	75.98
26	9	4	Severs/House	Honda CRX	1:33.654	15	14.112	75.23
27	75	3	Gillatt/Clynes	Vauxhall Vectra SRI	1:34.586	12	15.044	74.49
28	36	1	Nigel RATA	Marcos Mantis	1:37.416	3	17.874	72.33
29	72	3	Jackson/Jackson	Ford Focus	1:38.614	11	19.072	71.45
30	59	4	Rupert LASLETT	Ford Fiesta	1:40.905	11	21.363	69.83
31	52	3	Barker/Glew	BMW M3 E30	1:42.360	7	22.818	68.83
32	96	4	Smith/Watson	Alfa Romeo 156	1:43.169	8	23.627	68.29

Weather / Track : Cloudy / Damp

These results are provisional until the conclusion of any judicial and technical matters.

Donington Park

Circuit Length = 1.9573 miles.

Start: 10:07 End: 10:35

Clerk of Course:

Timekeeper:

Britcar

LAP ANALYSIS - 1ST QUALIFYING - RACE 5

2	Harris/Greensall	Porsche 996 GT3			
	1 - X:00.000	6 - 1:55.406			
	2 - 1:32.691	7 - 1:32.877			
	3 - 1:52.152P	8 - 1:31.327			
	4 - X:00.000				
	5 - 1:37.401				
9	Severs/House	Honda CRX			
	1 - X:00.000	6 - 1:40.571	11 - 3:49.598		
	2 - 1:42.660	7 - 1:47.812	12 - 1:36.446		
	3 - 1:39.682	8 - 1:36.776	13 - 1:39.397		
	4 - 1:38.458	9 - 1:35.875	14 - 1:34.843		
	5 - 1:38.155	10 - 1:43.277P	15 - 1:33.654		
10					
	1 - X:00.000	6 - 1:32.964	11 - 1:42.465		
	2 - 1:37.976	7 - 1:33.863	12 - 2:08.493		
	3 - 1:37.021	8 - 1:37.664P	13 - 1:38.026		
	4 - 1:33.345	9 - 3:18.151	14 - 1:42.081		
	5 - 1:32.730	10 - 1:45.154			
12	Bullock/Parsons	Marcos Mantis			
	1 - 9:52.617	6 - 1:26.838	11 - 1:35.454	16 - 1:29.839	
	2 - 1:32.474	7 - 1:29.456	12 - 1:33.722	17 - 1:26.936	
	3 - 1:29.454	8 - 1:28.450	13 - 1:30.468		
	4 - 1:28.696	9 - 1:34.936P	14 - 2:02.436		
	5 - 1:28.828	10 - 3:16.017	15 - 1:29.108		
15	TBD				
	1 - X:00.000	6 - 1:33.399	11 - 1:29.345	16 - 1:25.663	
	2 - 1:36.799	7 - 1:29.864	12 - 3:00.478		
	3 - 1:33.991	8 - 1:28.789	13 - 1:37.748P		
	4 - 1:37.539	9 - 1:32.409	14 - 3:01.463		
	5 - 1:32.475	10 - 1:31.032	15 - 1:27.729		
21	Coleman/Sugden	Ferrari 355			
	1 - X:00.000	6 - 1:29.143	11 - 1:22.313		
	2 - 1:28.792	7 - 1:26.117	12 - 1:23.072		
	3 - 1:26.118	8 - 1:33.824P	13 - 1:47.379		
	4 - 1:25.790	9 - 3:19.031	14 - 1:22.948		
	5 - 1:25.872	10 - 1:30.727	15 - 1:21.560		
26					
	1 - X:00.000	6 - 1:27.306	11 - 2:04.616		
	2 - 1:38.490	7 - 1:28.206	12 - 1:26.809		
	3 - 1:40.281	8 - 1:27.109	13 - 1:29.714		
	4 - 1:46.117P	9 - 1:39.438P			
	5 - 2:54.777	10 - 2:18.302			

Britcar

LAP ANALYSIS - 1ST QUALIFYING - RACE 5

(contd.)

32	Rodreguez/Moore	BMW M3 CSL	
1 - X:00.000	6 - 1:30.972	11 - 1:28.607	16 - 1:36.731P
2 - 1:31.394	7 - 1:28.472	12 - 1:27.530	
3 - 1:32.218	8 - 1:32.911P	13 - 1:28.881	
4 - 1:36.259	9 - 3:00.923	14 - 1:58.792	
5 - 1:34.387	10 - 1:26.856	15 - 1:29.208	
36	Nigel RATA	Marcos Mantis	
1 - X:00.000			
2 - 1:37.416			
3 - 1:43.254P			
38	Symons/Steel	BMW M3 E36	
1 - X:00.000	6 - 1:27.205	11 - 1:37.738	
2 - 1:31.370	7 - 1:26.766	12 - 2:09.331	
3 - 1:28.896	8 - 1:34.085P	13 - 1:32.745	
4 - 1:29.417	9 - 4:48.606	14 - 1:32.573	
5 - 1:28.983	10 - 1:40.691	15 - 1:28.412	
39	Handkammer/Leslie	BMW M3 E36	
1 - X:00.000	6 - 1:33.657P	11 - 1:39.018P	
2 - 1:24.276	7 - 3:22.533	12 - 7:36.448	
3 - 1:24.921	8 - 1:28.171		
4 - 1:28.618	9 - 1:22.728		
5 - 1:25.068	10 - 1:28.958		
40	Goodie/Allen	BMW M3 E46	
1 - X:00.000	6 - 1:28.293	11 - 1:46.397	
2 - 1:32.895	7 - 1:29.857	12 - 1:34.666	
3 - 1:31.285	8 - 1:28.896	13 - 1:32.658	
4 - 1:30.974	9 - 1:38.494P		
5 - 1:28.599	10 - 5:01.611		
43	Burton/Flux	Ferrari 360F	
1 - X:00.000	6 - 1:24.689	11 - 1:19.548	
2 - 1:28.801	7 - 1:23.815	12 - 1:33.865P	
3 - 1:25.994	8 - 1:37.184P	13 - 3:19.661	
4 - 1:25.483	9 - 2:33.678	14 - 1:19.542	
5 - 1:25.148	10 - 1:28.032	15 - 1:20.752	
44	Fothergill/Bennett	BMW M3 E36	
1 - X:00.000	6 - 1:34.900		
2 - 1:41.208	7 - 1:33.295		
3 - 1:38.877	8 - 1:32.570		
4 - 1:35.475	9 - 1:43.392P		
5 - 1:36.377	10 - 9:31.565		

Britcar**LAP ANALYSIS - 1ST QUALIFYING - RACE 5**

(contd.)

47	Salmon/Ellis	BMW M3 E36	
1 - X:00.000	6 - 1:35.993P	11 - 1:53.591	
2 - 1:36.010	7 - 5:51.585	12 - 1:49.522	
3 - 1:37.675	8 - 1:36.593	13 - 1:32.460	
4 - 1:32.190	9 - 1:32.064		
5 - 1:29.992	10 - 1:33.922		
52	Barker/Glew	BMW M3 E30	
1 - X:00.000P	6 - 4:21.879		
2 - 2:17.262	7 - 1:45.201		
3 - 1:42.360			
4 - 1:42.507			
5 - 1:45.342P			
59	Rupert LASLETT	Ford Fiesta	
1 - X:00.000	6 - 1:45.033	11 - 1:45.571P	
2 - 1:44.670	7 - 1:44.283		
3 - 1:42.693	8 - 1:41.532		
4 - 1:42.301	9 - 1:41.131		
5 - 1:43.418	10 - 1:40.905		
60	Kaye/Demetriou	Honda Integra Type R	
1 - X:00.000	6 - 1:27.153	11 - 1:29.763	
2 - 1:34.473	7 - 1:34.325P	12 - 1:30.015	
3 - 1:32.259	8 - 4:50.575		
4 - 1:29.869	9 - 1:36.841		
5 - 1:27.602	10 - 1:59.737		
63	Lemmer/Blencowe	Honda Civic Type R	
1 - X:00.000	6 - 1:29.321		
2 - 1:33.640	7 - 1:38.039P		
3 - 1:31.259	8 - X:00.000P		
4 - 1:31.038	9 - 2:36.535		
5 - 1:30.592			
66	Norchi/Johnson	Volvo S60TS	
1 - X:00.000	6 - 1:29.337	11 - 2:01.547	
2 - 1:34.952	7 - 1:28.045	12 - 1:35.998	
3 - 1:39.265P	8 - 1:35.493P	13 - 1:46.358P	
4 - 3:42.914	9 - 3:30.091		
5 - 1:30.292	10 - 1:37.334		
67	Stephens/Caine	BMW M3 E30	
1 - X:00.000	6 - 1:30.099	11 - 1:30.709	16 - 1:31.061
2 - 1:34.386	7 - 1:29.612	12 - 1:33.782	
3 - 1:31.978	8 - 1:29.145	13 - 2:10.448	
4 - 1:31.682	9 - 1:30.317	14 - 1:30.894	
5 - 1:30.494	10 - 1:31.444	15 - 1:30.850	

Weather / Track : Cloudy / Damp

Donington Park
 Circuit Length = 1.9573 miles.
 Start: 10:07 End: 10:35

Britcar**LAP ANALYSIS - 1ST QUALIFYING - RACE 5**

(contd.)

70	TBD				
1 - X:00.000					
72	Jackson/Jackson			Ford Focus	
1 - X:00.000 6 - 1:51.099P 11 - 1:38.614 2 - 1:51.904 7 - 8:40.608 3 - 1:47.483 8 - 1:38.704 4 - 1:44.654 9 - 2:02.103 5 - 1:39.084 10 - 1:40.054					
75	Gillatt/Clynes			Vauxhall Vectra SRI	
1 - 9:58.511 6 - 1:43.023 11 - 1:54.015 2 - 1:43.129 7 - 1:44.702 12 - 1:34.586 3 - 1:36.813 8 - 1:47.335P 4 - 1:48.232P 9 - 6:13.068 5 - 4:06.921 10 - 1:47.248					
81	Leggate/Vanderville			MG ZR 190	
1 - 9:52.968 6 - 1:28.731 11 - 1:48.263 2 - 1:30.141 7 - 1:32.233 12 - 1:44.107 3 - 1:27.183 8 - 1:36.300P 13 - 2:00.124 4 - 1:29.526 9 - 4:13.008 14 - 1:43.149 5 - 1:29.068 10 - 1:51.493 15 - 1:44.805					
82	Moore/McKever			BMW M3 E36 DTM	
1 - 9:45.872 6 - 1:26.376 11 - 1:35.617P 16 - 1:24.815 2 - 1:27.416 7 - 1:26.297 12 - 3:36.617 17 - 1:25.707 3 - 1:25.721 8 - 1:25.247 13 - 1:25.428 4 - 1:25.669 9 - 1:25.649 14 - 1:32.338 5 - 1:25.070 10 - 1:30.256 15 - 1:32.145					
84	Griffin/Simmonds			Renault Clio Cup	
1 - X:00.000 6 - 1:30.865 11 - 1:29.931 2 - 1:37.310 7 - 1:30.428 12 - 1:35.618 3 - 1:35.569 8 - 1:34.325 13 - 1:53.494 4 - 1:33.038 9 - 1:36.730P 14 - 1:27.135 5 - 1:32.817 10 - 3:41.138 15 - 1:26.881					
86	Reynolds/Field			Honda Integra Type R	
1 - 9:58.923 6 - 1:30.516 11 - 1:30.742 16 - 1:30.437 2 - 1:33.873 7 - 1:31.745 12 - 1:30.398 3 - 1:32.731 8 - 1:34.992 13 - 1:30.164 4 - 1:31.536 9 - 1:39.632P 14 - 1:54.516 5 - 1:31.416 10 - 3:16.273 15 - 1:33.359					

Britcar


LAP ANALYSIS - 1ST QUALIFYING - RACE 5

(contd.)

87	Halliday/Donaldson/Donaldson	BMW M3 E30	
1 - X:00.000	6 - 1:29.096	11 - 2:03.119	
2 - 1:33.971	7 - 1:28.218	12 - 1:32.259	
3 - 1:33.556	8 - 1:34.269P	13 - 1:29.967	
4 - 1:44.153P	9 - 3:36.382	14 - 1:32.613P	
5 - 3:10.557	10 - 1:33.532		
88	Turner/Allard	Volkswagen Golf Diesel	
1 - X:00.000	6 - 1:33.621	11 - 1:36.055	
2 - 1:38.179	7 - 1:32.438	12 - 1:38.692	
3 - 1:35.206	8 - 1:32.346		
4 - 1:32.843	9 - 1:39.657P		
5 - 1:34.769	10 - 4:43.273		
91	Hammersley/Hammersley	MG ZR 190	
1 - 9:54.302	6 - 1:32.358	11 - 2:45.752	16 - 1:30.006
2 - 1:32.682	7 - 1:32.972	12 - 1:35.754	17 - 1:29.426
3 - 1:31.581	8 - 1:32.652	13 - 1:32.948	
4 - 1:32.726	9 - 1:30.901	14 - 2:00.872	
5 - 1:32.485	10 - 1:43.130P	15 - 1:31.438	
96	Smith/Watson	Alfa Romeo 156	
1 - X:00.000	6 - 2:00.800		
2 - 1:50.223	7 - 1:45.230		
3 - 1:50.657	8 - 1:43.169		
4 - 1:49.132P			
5 - 7:13.455			
99			
1 - X:00.000	6 - 1:25.594		
2 - 1:23.768	7 - 1:26.815		
3 - 1:23.533	8 - 1:29.661		
4 - 1:31.261P	9 - 1:25.066		
5 - 4:31.689	10 - 1:36.345P		

Britcar GRID - RACE 5

ROW 17		
ROW 16	1:42.360 52 Barker/Glew	1:43.169 96 Smith/Watson
ROW 15	1:38.614 72 Jackson/Jackson	1:40.905 59 LASLETT
ROW 14	1:34.586 75 Gillatt/Clynes	1:37.416 36 RATA
ROW 13	1:32.730 10	1:33.654 9 Severs/House
ROW 12	1:32.346 88 Turner/Allard	1:32.570 44 Fothergill/Bennett
ROW 11	1:30.164 86 Reynolds/Field	1:31.327 2 Harris/Greensall
ROW 10	1:29.426 91 Hammersley/Hammersley	1:29.992 47 Salmon/Ellis
ROW 9	1:29.145 67 Stephens/Caine	1:29.321 63 Lemmer/Blencowe
ROW 8	1:28.218 87 Halliday/Donaldson/Donaldson	1:28.293 40 Goodie/Allen
ROW 7	1:27.183 81 Leggate/Vanderville	1:28.045 66 Norchi/Johnson
ROW 6	1:26.881 84 Griffin/Simmonds	1:27.153 60 Kaye/Demetriou
ROW 5	1:26.838 12 Bullock/Parsons	1:26.856 32 Rodreguez/Moore
ROW 4	1:26.766 38 Symons/Steel	1:26.809 26
ROW 3	1:24.815 82 Moore/McKever	1:25.663 15 TBD
ROW 2	1:22.728 39 Handkammer/Leslie	1:23.533 99
ROW 1	1:19.542 43 Burton/Flux	1:21.560 21 Coleman/Sugden
POLE		



Weather / Track : Cloudy / Damp
 These results are provisional until the conclusion of any judicial and technical matters.

Donington Park
 Circuit Length = 1.9573 miles.
 Start: 10:07 End: 10:35

Clerk of Course:		Timekeeper:
------------------	--	-------------

Britcar

2nd QUALIFYING - RACE 5

POS	NO	CL	DRIVER	CAR	TIME	LAPS	GAP	MPH
1	39	1	Handkammer/Leslie	BMW M3 E36	1:14.675	9		94.35
2	26	1	Fores/Gilbert/Howard	TVR	1:15.515	8	0.840	93.31
3	82	1	Moore/McKever	BMW M3 E36 DTM	1:15.596	12	0.921	93.21
4	99	1	Greensall/Davidson	Mini	1:16.555	12	1.880	92.04
5	43	1	Burton/Flux	Ferrari 360F	1:17.440	7	2.765	90.99
6	60	3	Kaye/Demetriou/Lemmer	Honda Integra Type R	1:20.151	11	5.476	87.91
7	38	2	Symons/Steel	BMW M3 E36	1:20.411	9	5.736	87.62
8	67	3	Stephens/Caine	BMW M3 E30	1:20.888	12	6.213	87.11
9	44	2	Fothergill/Bennett	BMW M3 E36	1:21.136	12	6.461	86.84
10	40	2	Goodie/Allen	BMW M3 E46	1:21.756	12	7.081	86.18
11	72	3	Mat JACKSON	Ford Focus	1:21.791	11	7.116	86.15
12	2	1	Harris/Greensall	Porsche 996 GT3	1:21.797	11	7.122	86.14
13	87	3	Halliday/Donaldson/Donaldson	BMW M3 E30	1:21.885	10	7.210	86.05
14	32	2	Rodreguez/Moore	BMW M3 CSL	1:22.246	11	7.571	85.67
15	52	3	Barker/Glew	BMW M3 E30	1:22.921	6	8.246	84.97
16	84	3	Griffin/Simmonds	Renault Clio Cup	1:22.923	11	8.248	84.97
17	63	3	George/Blencowe	Honda Civic Type R	1:23.265	12	8.590	84.62
18	47	2	Salmon/Ellis	BMW M3 E36	1:23.866	11	9.191	84.01
19	91	4	Hammersley/Hammersley	MG ZR 190	1:24.912	12	10.237	82.98
20	9	4	Severs/House	Honda CRX	1:24.972	11	10.297	82.92
21	81	4	Leggate/Vanderville	MG ZR 190	1:25.018	11	10.343	82.88
22	12	1	Bullock/Parsons	Marcos Mantis	1:26.701	10	12.026	81.27
23	88	3	Turner/Allard	Volkswagen Golf Diesel	1:27.784	11	13.109	80.26
24	66	3	Norchi/Johnson	Volvo S60TS	1:27.969	7	13.294	80.10
25	86	3	Reynolds/Field	Honda Integra Type R	1:28.359	11	13.684	79.74
26	36	1	Nigel RATA	Marcos Mantis	1:28.723	8	14.048	79.41
27	10	4	Burton/Burton	Proton Coupe	1:28.763	11	14.088	79.38
28	96	4	Smith/Watson	Alfa Romeo 156	1:30.297	6	15.622	78.03
29	75	3	Gillatt/Clynes	Vauxhall Vectra SRI	1:34.997	8	20.322	74.17
30	59	4	Rupert LASLETT	Ford Fiesta	1:35.336	10	20.661	73.91

Weather / Track : Cloudy / Damp

These results are provisional until the conclusion of any judicial and technical matters.

Donington Park
Circuit Length = 1.9573 miles.
Start: 16:25 End: 17:18

Clerk of Course:	Timekeeper:
------------------	-------------

Britcar

LAP ANALYSIS - 2ND QUALIFYING - RACE 5

2	Harris/Greensall	Porsche 996 GT3
1 - X:00.000	6 - 1:22.532	11 - 1:22.033
2 - 1:28.222	7 - 1:26.024	
3 - 1:24.687	8 - 1:23.589	
4 - 1:22.969	9 - X:00.000	
5 - 1:21.797	10 - 1:27.928	
9	Severs/House	Honda CRX
1 - X:00.000	6 - 1:27.967	11 - 1:40.348
2 - 1:35.241	7 - 1:24.972	
3 - 1:27.845	8 - 1:36.212P	
4 - 1:31.700	9 - X:00.000	
5 - 1:28.529	10 - 1:46.325	
10	Burton/Burton	Proton Coupe
1 - X:00.000	6 - 1:29.557	11 - 1:38.108
2 - 1:39.173	7 - 1:28.763	
3 - 1:34.328	8 - 1:45.770P	
4 - 1:33.905	9 - X:00.000	
5 - 1:30.454	10 - 1:41.136	
12	Bullock/Parsons	Marcos Mantis
1 - X:00.000	6 - 1:26.701	
2 - 1:35.562	7 - 1:28.735	
3 - 1:30.604	8 - 1:27.287	
4 - 1:26.897	9 - X:00.000	
5 - 1:26.904	10 - 3:23.074P	
15	Wyatt/Upton/Oford	TVR
21	Coleman/Sugden	Ferrari 355
26	Fores/Gilbert/Howard	TVR
1 - X:00.000	6 - 1:15.515	
2 - 1:20.041	7 - 1:26.005P	
3 - 1:21.912	8 - X:00.000P	
4 - 1:18.085		
5 - 1:18.272		

Britcar

LAP ANALYSIS - 2ND QUALIFYING - RACE 5

(contd.)

32	Rodreguez/Moore	BMW M3 CSL
1 - X:00.000	6 - 1:22.246	11 - 1:25.163
2 - 1:29.860	7 - 1:32.884P	
3 - 1:25.697	8 - X:00.000	
4 - 1:23.958	9 - 1:29.419	
5 - 1:22.405	10 - 1:26.411	
36	Nigel RATA	Marcos Mantis
1 - X:00.000	6 - X:00.000	
2 - 1:42.527P	7 - 1:34.779	
3 - 5:25.405	8 - 1:28.723	
4 - 1:52.907		
5 - 1:39.444		
38	Symons/Steel	BMW M3 E36
1 - X:00.000	6 - 4:07.711	
2 - 1:28.726	7 - X:00.000	
3 - 1:23.212	8 - 1:37.103	
4 - 1:20.411	9 - 1:34.423	
5 - 1:47.122P		
39	Handkammer/Leslie	BMW M3 E36
1 - X:00.000	6 - 5:20.160	
2 - 1:18.969	7 - X:00.000	
3 - 1:20.497	8 - 1:28.904	
4 - 1:14.675	9 - 1:25.979	
5 - 1:20.765P		
40	Goodie/Allen	BMW M3 E46
1 - X:00.000	6 - 1:21.756	11 - 1:26.318
2 - 1:31.840	7 - 1:22.441	12 - 1:23.042
3 - 1:25.433	8 - 1:30.654P	
4 - 1:21.865	9 - X:00.000	
5 - 1:23.059	10 - 1:29.362	
43	Burton/Flux	Ferrari 360F
1 - X:00.000	6 - 1:35.251	
2 - 1:31.863	7 - 1:27.923	
3 - 1:17.440		
4 - 1:29.192P		
5 - X:00.000		
44	Fothergill/Bennett	BMW M3 E36
1 - X:00.000	6 - 1:25.152	11 - 1:40.229
2 - 1:35.594	7 - 1:24.076	12 - 1:31.684
3 - 1:26.844	8 - 1:21.136	
4 - 1:25.223	9 - 1:38.281P	
5 - 1:23.373	10 - X:00.000	

Britcar

LAP ANALYSIS - 2ND QUALIFYING - RACE 5

(contd.)

47	Salmon/Ellis	BMW M3 E36
1 - X:00.000	6 - 1:24.062	11 - 1:30.401
2 - 1:35.762	7 - 1:29.526P	
3 - 1:28.154	8 - 2:37.706	
4 - 1:27.632	9 - X:00.000	
5 - 1:23.866	10 - 1:35.225	
52	Barker/Glew	BMW M3 E30
1 - X:00.000	6 - 2:54.730	
2 - 1:29.288		
3 - 1:24.792		
4 - 1:22.921		
5 - 1:29.919P		
59	Rupert LASLETT	Ford Fiesta
1 - X:00.000	6 - 1:35.336	
2 - 1:40.668	7 - 1:37.162	
3 - 1:39.966	8 - X:00.000	
4 - 1:38.223	9 - 1:41.994	
5 - 1:35.760	10 - 1:39.198	
60	Kaye/Demetriou/Lemmer	Honda Integra Type R
1 - X:00.000	6 - 1:29.432P	11 - 1:24.417
2 - 1:36.330	7 - 3:51.082	
3 - 1:23.747	8 - X:00.000	
4 - 1:20.582	9 - 1:29.785	
5 - 1:20.151	10 - 1:27.576	
63	George/Blencowe	Honda Civic Type R
1 - X:00.000	6 - 1:23.265	11 - 1:32.733
2 - 1:35.673	7 - 1:25.802	12 - 1:29.631
3 - 1:27.451	8 - 1:25.341	
4 - 1:24.220	9 - 1:33.541P	
5 - 1:23.492	10 - X:00.000	
66	Norchi/Johnson	Volvo S60TS
1 - X:00.000	6 - 1:37.511	
2 - 1:47.214P	7 - 1:32.667	
3 - 7:41.248		
4 - 1:27.969		
5 - X:00.000		
67	Stephens/Caine	BMW M3 E30
1 - X:00.000	6 - 1:31.243	11 - 1:32.920
2 - 1:25.360	7 - 1:21.135	12 - 1:34.025
3 - 1:23.956	8 - 1:21.755	
4 - 1:25.218	9 - 1:49.032P	
5 - 1:20.888	10 - X:00.000	

Britcar

LAP ANALYSIS - 2ND QUALIFYING - RACE 5

(contd.)

70	TBD	
72	Mat JACKSON	Ford Focus
1 - X:00.000	6 - 1:22.442	11 - 1:25.495
2 - 1:26.034	7 - 1:28.999P	
3 - 1:22.867	8 - 3:03.426	
4 - 1:22.358	9 - X:00.000	
5 - 1:21.791	10 - 1:29.128	
75	Gillatt/Clynes	Vauxhall Vectra SRI
1 - X:00.000	6 - 1:35.591	
2 - 1:37.527	7 - 1:43.350P	
3 - 1:40.181	8 - X:00.000P	
4 - 1:34.997		
5 - 1:37.453		
81	Leggate/Vanderville	MG ZR 190
1 - X:00.000	6 - 1:30.176	11 - 1:25.018
2 - 1:50.486	7 - 1:42.723P	
3 - 1:35.334	8 - X:00.000	
4 - 1:31.237	9 - 1:30.069	
5 - 1:32.822	10 - 1:27.514	
82	Moore/McKever	BMW M3 E36 DTM
1 - X:00.000	6 - 1:15.596	11 - 1:23.287
2 - 1:29.171	7 - 1:16.418	12 - 1:21.187
3 - 1:19.287	8 - 1:31.466P	
4 - 1:16.505	9 - X:00.000	
5 - 1:16.439	10 - 1:29.537	
84	Griffin/Simmonds	Renault Clio Cup
1 - X:00.000	6 - 1:23.659	11 - 1:37.176
2 - 1:30.183	7 - 1:22.923	
3 - 1:26.464	8 - 1:25.868	
4 - 1:28.564	9 - X:00.000	
5 - 1:24.358	10 - 1:37.965	
86	Reynolds/Field	Honda Integra Type R
1 - X:00.000	6 - 1:28.359	11 - 1:33.965
2 - 1:31.448	7 - 1:29.446	
3 - 1:28.738	8 - 1:35.925P	
4 - 1:28.390	9 - X:00.000	
5 - 1:29.475	10 - 1:40.831	

Britcar

LAP ANALYSIS - 2ND QUALIFYING - RACE 5

(contd.)

87	Halliday/Donaldson/Donaldson	BMW M3 E30
1 - X:00.000	6 - 1:26.094	
2 - 1:28.180	7 - 1:21.885	
3 - 1:24.943	8 - 1:31.329P	
4 - 1:22.963	9 - X:00.000P	
5 - 1:23.180	10 - 3:05.397	
88	Turner/Allard	Volkswagen Golf Diesel
1 - X:00.000	6 - 1:33.009	11 - 1:38.276
2 - 1:34.731	7 - 1:33.322	
3 - 1:32.261	8 - 1:32.863	
4 - 1:31.865	9 - X:00.000	
5 - 1:27.784	10 - 1:39.666	
91	Hammersley/Hammersley	MG ZR 190
1 - X:00.000	6 - 1:27.969	11 - 1:28.460
2 - 1:31.204	7 - 1:24.912	12 - 1:37.042P
3 - 1:27.139	8 - 1:35.335P	
4 - 1:24.998	9 - X:00.000	
5 - 1:25.235	10 - 1:30.298	
96	Smith/Watson	Alfa Romeo 156
1 - X:00.000	6 - 1:47.042P	
2 - 1:34.238		
3 - 1:33.211		
4 - 1:30.297		
5 - 1:32.165		
99	Greensall/Davidson	Mini
1 - X:00.000	6 - 1:22.562	11 - 1:35.373
2 - 1:25.956	7 - 1:16.887	12 - 1:29.195
3 - 1:19.164	8 - 1:16.738	
4 - 1:20.659	9 - 1:16.555	
5 - 1:16.571	10 - X:00.000	

Britcar

RACE CLASSIFICATION

POS	NO	CL	DRIVER	CAR	TIME	LAPS	GAP	MPH	BEST
1	39	1	Handkammer/Leslie	BMW M3 E36	1:39:02.584	63		74.68	1:23.705
2	82	1	Moore/McKever	BMW M3 E36 DTM	1:39:21.998	62	1 LAP	73.25	1:24.624
3	32	2	Rodreguez/Moore	BMW M3 CSL	1:39:22.657	61	2 LAPS	72.06	1:26.259
4	66	3	Norchi/Johnson	Volvo S60TS	1:39:58.174	61	2 LAPS	71.64	1:27.811
5	88	3	Turner/Allard	Volkswagen Golf Diesel	1:39:33.659	60	3 LAPS	70.75	1:29.982
6	60	2	Kaye/Demetriou/Lemmer	Honda Integra Type R	1:39:50.227	60	3 LAPS	70.55	1:27.270
7	40	2	Goodie/Allen	BMW M3 E46	1:40:07.902	60	3 LAPS	70.35	1:28.143
8	12	1	Bullock/Parsons	Marcos Mantis	1:39:06.193	59	4 LAPS	69.89	1:28.264
9	38	2	Symons/Steel	BMW M3 E36	1:40:15.109	59	4 LAPS	69.09	1:29.229
10	86	3	Reynolds/Field	Honda Integra Type R	1:39:42.815	58	5 LAPS	68.29	1:30.359
11	91	4	Hammersley/Hammersley	MG ZR 190	1:39:58.117	58	5 LAPS	68.11	1:30.083
12	47	2	Salmon/Ellis	BMW M3 E36	1:40:09.769	58	5 LAPS	67.98	1:28.178
13	81	4	Leggate/Vanderville	MG ZR 190	1:40:14.831	57	6 LAPS	66.75	1:28.396
14	63	3	George/Blencowe	Honda Civic Type R	1:39:41.560	56	7 LAPS	65.94	1:27.794
15	9	4	Severs/House	Honda CRX	1:39:48.232	55	8 LAPS	64.69	1:33.642
16	59	4	Rupert LASLETT	Ford Fiesta	1:41:03.502	55	8 LAPS	63.89	1:36.142
17	10	4	Burton/Burton	Proton Coupe	1:38:14.825	53	10 LAPS	63.33	1:33.046
18	36	1	Nigel RATA	Marcos Mantis	1:40:22.567	53	10 LAPS	61.99	1:29.419
19	75	3	Gillatt/Clynes	Vauxhall Vectra SRI	1:40:06.381	46	17 LAPS	53.94	1:40.506
20	44	2	Fothergill/Bennett	BMW M3 E36	1:04:30.382	30	33 LAPS	54.58	1:32.710
21	72	3	Jackson/Jackson	Ford Focus	46:11.047	27	36 LAPS	68.61	1:27.573
22	87	3	Halliday/Donaldson/Donaldson	BMW M3 E30	55:54.557	26	37 LAPS	54.58	1:29.607
23	84	3	Griffin/Simmonds	Renault Clio Cup	49:08.532	22	41 LAPS	52.53	1:30.105

FASTEST LAP

39	1	Handkammer/Leslie	BMW M3 E36	1:23.705	43	84.18mph	135.47kph
32	2	Rodreguez/Moore	BMW M3 CSL	1:26.259	39	81.68mph	131.46kph
72	3	Jackson/Jackson	Ford Focus	1:27.573	18	80.46mph	129.49kph
81	4	Leggate/Vanderville	MG ZR 190	1:28.396	38	79.71mph	128.28kph

Weather / Track : Cloudy / Damp

Donington Park
Circuit Length = 1.9573 miles.
Start: 18:04 End: 19:44

Britcar

RACE CLASSIFICATION

POS	NO	CL	DRIVER	CAR	TIME	LAPS	GAP	MPH	BEST
1	39	1	Handkammer/Leslie	BMW M3 E36	1:39:02.584	63		74.68	1:23.705
2	82	1	Moore/McKever	BMW M3 E36 DTM	1:39:21.998	62	1 LAP	73.25	1:24.624
3	12	1	Bullock/Parsons	Marcos Mantis	1:39:06.193	59	4 LAPS	69.89	1:28.264
4	36	1	Nigel RATA	Marcos Mantis	1:40:22.567	53	10 LAPS	61.99	1:29.419
					FASTEST LAP				
39	1		Handkammer/Leslie	BMW M3 E36	1:23.705	43	84.18mph	135.47kph	

Britcar

RACE CLASSIFICATION

(contd.)

POS	NO	CL	DRIVER	CAR	TIME	LAPS	GAP	MPH	BEST
1	32	2	Rodreguez/Moore	BMW M3 CSL	1:39:22.657	61		72.06	1:26.259
2	60	2	Kaye/Demetriou/Lemmer	Honda Integra Type R	1:39:50.227	60	1 LAP	70.55	1:27.270
3	40	2	Goodie/Allen	BMW M3 E46	1:40:07.902	60	1 LAP	70.35	1:28.143
4	38	2	Symons/Steel	BMW M3 E36	1:40:15.109	59	2 LAPS	69.09	1:29.229
5	47	2	Salmon/Ellis	BMW M3 E36	1:40:09.769	58	3 LAPS	67.98	1:28.178
6	44	2	Fothergill/Bennett	BMW M3 E36	1:04:30.382	30	31 LAPS	54.58	1:32.710
				FASTEST LAP					
32	2		Rodreguez/Moore	BMW M3 CSL	1:26.259	39	81.68mph	131.46kph	

Britcar

RACE CLASSIFICATION

(contd.)

POS	NO	CL	DRIVER	CAR	TIME	LAPS	GAP	MPH	BEST
1	66	3	Norchi/Johnson	Volvo S60TS	1:39:58.174	61		71.64	1:27.811
2	88	3	Turner/Allard	Volkswagen Golf Diesel	1:39:33.659	60	1 LAP	70.75	1:29.982
3	86	3	Reynolds/Field	Honda Integra Type R	1:39:42.815	58	3 LAPS	68.29	1:30.359
4	63	3	George/Blencowe	Honda Civic Type R	1:39:41.560	56	5 LAPS	65.94	1:27.794
5	75	3	Gillatt/Clynes	Vauxhall Vectra SRI	1:40:06.381	46	15 LAPS	53.94	1:40.506
6	72	3	Jackson/Jackson	Ford Focus	46:11.047	27	34 LAPS	68.61	1:27.573
7	87	3	Halliday/Donaldson/Donaldson	BMW M3 E30	55:54.557	26	35 LAPS	54.58	1:29.607
8	84	3	Griffin/Simmonds	Renault Clio Cup	49:08.532	22	39 LAPS	52.53	1:30.105
FASTEST LAP									
72	3		Jackson/Jackson	Ford Focus	1:27.573	18	80.46mph	129.49kph	

Britcar RACE CLASSIFICATION

(contd.)

POS	NO	CL	DRIVER	CAR	TIME	LAPS	GAP	MPH	BEST
1	91	4	Hammersley/Hammersley	MG ZR 190	1:39:58.117	58		68.11	1:30.083
2	81	4	Leggate/Vanderville	MG ZR 190	1:40:14.831	57	1 LAP	66.75	1:28.396
3	9	4	Severs/House	Honda CRX	1:39:48.232	55	3 LAPS	64.69	1:33.642
4	59	4	Rupert LASLETT	Ford Fiesta	1:41:03.502	55	3 LAPS	63.89	1:36.142
5	10	4	Burton/Burton	Proton Coupe	1:38:14.825	53	5 LAPS	63.33	1:33.046

FASTEST LAP

81	4	Leggate/Vanderville	MG ZR 190	1:28.396	38	79.71mph	128.28kph
----	---	---------------------	-----------	----------	----	----------	-----------

Britcar

RACE CLASSIFICATION AT 1 HOUR

POS	NO	CL	DRIVER	CAR	TIME	LAPS	GAP	MPH	BEST
1	39	1	Handkammer/Leslie	BMW M3 E36	1:00:16.077	38		74.01	1:24.253
2	82	1	Moore/McKever	BMW M3 E36 DTM	1:00:27.911	36	2 LAPS	69.89	1:25.338
3	60	2	Kaye/Demetriou/Lemmer	Honda Integra Type R	1:02:40.851	36	2 LAPS	67.41	1:27.679
4	32	2	Rodreguez/Moore	BMW M3 CSL	1:02:41.185	36	2 LAPS	67.41	1:28.211
5	81	4	Leggate/Vanderville	MG ZR 190	1:02:42.738	36	2 LAPS	67.38	1:28.650
6	66	3	Norchi/Johnson	Volvo S60TS	1:00:16.749	35	3 LAPS	68.15	1:29.178
7	88	3	Turner/Allard	Volkswagen Golf Diesel	1:00:25.846	35	3 LAPS	67.98	1:33.453
8	12	1	Bullock/Parsons	Marcos Mantis	1:00:38.991	35	3 LAPS	67.74	1:28.264
9	40	2	Goodie/Allen	BMW M3 E46	1:02:42.039	35	3 LAPS	65.52	1:30.527
10	91	4	Hammersley/Hammersley	MG ZR 190	1:00:26.717	34	4 LAPS	66.02	1:30.083
11	38	2	Symons/Steel	BMW M3 E36	1:00:39.855	34	4 LAPS	65.78	1:30.922
12	86	3	Reynolds/Field	Honda Integra Type R	1:00:25.312	33	5 LAPS	64.10	1:33.210
13	47	2	Salmon/Ellis	BMW M3 E36	1:00:17.458	32	6 LAPS	62.30	1:30.402
14	63	3	George/Blencowe	Honda Civic Type R	1:00:46.522	32	6 LAPS	61.80	1:27.794
15	9	4	Severs/House	Honda CRX	1:02:40.401	32	6 LAPS	59.93	1:34.685
16	59	4	Rupert LASLETT	Ford Fiesta	58:49.076	31	7 LAPS	61.86	1:39.005
17	10	4	Burton/Burton	Proton Coupe	1:00:19.693	31	7 LAPS	60.31	1:33.046
18	36	1	Nigel RATA	Marcos Mantis	1:00:22.962	30	8 LAPS	58.31	1:29.419
19	75	3	Gillatt/Clynes	Vauxhall Vectra SRI	1:00:24.412	29	9 LAPS	56.34	1:40.621
20	44	2	Fothergill/Bennett	BMW M3 E36	1:00:18.415	28	10 LAPS	54.49	1:32.710
21	72	3	Jackson/Jackson	Ford Focus	46:11.047	27	11 LAPS	68.61	1:27.573
22	87	3	Halliday/Donaldson/Donaldson	BMW M3 E30	55:54.557	26	12 LAPS	54.58	1:29.607
23	84	3	Griffin/Simmonds	Renault Clio Cup	49:08.532	22	16 LAPS	52.53	1:30.105

FASTEST LAP

39	1	Handkammer/Leslie	BMW M3 E36	1:24.253	34	83.63mph	134.59kph
72	3	Jackson/Jackson	Ford Focus	1:27.573	18	80.46mph	129.49kph
60	2	Kaye/Demetriou/Lemmer	Honda Integra Type R	1:27.679	4	80.36mph	129.33kph
81	4	Leggate/Vanderville	MG ZR 190	1:28.650	32	79.48mph	127.91kph

Weather / Track : Cloudy / Damp

Donington Park
Circuit Length = 1.9573 miles.
Start: 18:04

Britcar
LAP CHART - RACE 5

Lap 1			Lap 2			Lap 3			Lap 4			Lap 5		
No	Behind	Laptime	No	Behind	Laptime	No	Behind	Laptime	No	Behind	Laptime	No	Behind	Laptime
39		2:17.622	39		2:33.377	39		1:34.304	39		1:27.514	39		1:30.634
82	0.565	2:18.187	82	0.596	2:33.408	60	0.921	1:32.979	60	1.086	1:27.679	60	0.394	1:29.942
38	3.363	2:20.985	12	2.128	2:28.846	32	3.496	1:35.636	66	8.991	1:32.413	66	12.782	1:34.425
12	6.659	2:24.281	32	2.164	2:27.906	66	4.092	1:35.654	32	14.211	1:38.229	82	18.749	1:34.139
32	7.635	2:25.257	38	2.241	2:32.255	81	6.785	1:38.192	81	15.193	1:35.922	81	24.932	1:40.373
60	8.459	2:26.081	60	2.246	2:27.164	12	7.052	1:39.228	82	15.244	1:34.249	32	28.224	1:44.647
81	9.566	2:27.188	66	2.742	2:25.739	38	7.844	1:39.907	12	19.130	1:39.592	12	29.366	1:40.870
66	10.380	2:28.002	81	2.897	2:26.708	63	8.304	1:38.127	38	19.930	1:39.600	40	29.668	1:40.005
87	11.082	2:28.704	87	3.366	2:25.661	82	8.509	1:42.217	40	20.297	1:38.696	38	30.568	1:41.272
40	12.907	2:30.529	40	3.867	2:24.337	40	9.115	1:39.552	63	21.279	1:40.489	63	30.973	1:40.328
63	14.852	2:32.474	63	4.481	2:23.006	87	9.971	1:40.909	87	25.284	1:42.827	72	2 LAPS	1:36.376
91	15.666	2:33.288	91	5.461	2:23.172	86	10.765	1:39.328	72	2 LAPS	1:37.107	47	35.616	1:39.853
86	16.854	2:34.476	86	5.741	2:22.264	91	11.586	1:40.429	86	26.024	1:42.773	88	36.108	1:39.980
47	18.928	2:36.550	47	7.561	2:22.010	88	13.677	1:40.320	47	26.397	1:39.408	86	38.152	1:42.762
88	19.592	2:37.214	88	7.661	2:21.446	47	14.503	1:41.246	88	26.762	1:40.599	91	40.287	1:42.643
44	20.868	2:38.490	44	8.248	2:20.757	44	15.030	1:41.086	91	28.278	1:44.206	87	40.503	1:45.853
10	22.394	2:40.016	10	8.973	2:19.956	36	15.693	1:39.844	36	30.108	1:41.929	36	41.901	1:42.427
9	23.741	2:41.363	36	10.153	2:18.828	72	2 LAPS	6:41.252	44	30.737	1:43.221	44	44.465	1:44.362
36	24.702	2:42.324	9	10.227	2:19.863	10	18.120	1:43.451	10	32.863	1:42.257	75	45.259	1:42.518
75	25.286	2:42.908	75	11.589	2:19.680	75	20.164	1:42.879	75	33.375	1:40.725	10	47.282	1:45.053
59	26.456	2:44.078	59	12.602	2:19.523	9	20.587	1:44.664	9	37.400	1:44.327	59	53.511	1:45.998
						59	21.466	1:43.168	59	38.147	1:44.195	9	1:20.653	2:13.887

**Britcar
LAP CHART - RACE 5**

(contd.)

Lap 6			Lap 7			Lap 8			Lap 9			Lap 10		
No	Behind	Laptime	No	Behind	Laptime	No	Behind	Laptime	No	Behind	Laptime	No	Behind	Laptime
39		1:31.223	60		1:38.856P	66		1:36.196	66		1:34.850	66		1:34.636
60	0.316	1:31.145	9	1 LAP	1:51.858P	82	2.496	1:34.337	91	2 LAPS	4:07.178	39	1 LAP	1:31.211
66	15.559	1:34.000	66	10.849	1:34.462	40	33.748	1:41.727	82	3.179	1:35.533	9	3 LAPS	4:56.630
82	20.009	1:32.483	82	15.204	1:34.367	72	2 LAPS	1:45.775P	84	8 LAPS	15:59.899	91	2 LAPS	1:38.789
81	33.198	1:39.489	39	29.649	2:08.821P	81	36.974	1:48.665P	39	1 LAP	2:56.878	84	8 LAPS	1:37.893
40	37.331	1:38.886	81	35.354	1:41.328	47	42.149	1:40.737	12	2 LAPS	4:19.167	59	3 LAPS	5:30.686
72	2 LAPS	1:38.285	72	2 LAPS	1:38.415	88	42.589	1:40.797	47	46.859	1:39.560	82	10.304	1:41.761P
32	41.460	1:44.459	40	39.066	1:40.907	86	52.951	1:48.069	88	47.148	1:39.409	12	2 LAPS	1:35.932
38	42.056	1:42.711	44	1 LAP	3:11.259P	63	54.571	1:50.457P	40	49.390	1:50.492P	88	50.107	1:37.595
63	43.692	1:43.942	47	48.457	1:43.717	38	56.920	1:53.074P	60	1 LAP	4:21.967	60	1 LAP	1:29.862
47	43.912	1:39.519	88	48.837	1:43.703	36	56.633	1:44.940	86	1:02.332	1:44.231	47	57.077	1:44.854P
88	44.306	1:39.421	32	50.600	1:48.312	32	59.864	1:56.309P	36	1:09.140	1:47.357	44	3 LAPS	5:11.082
86	47.215	1:40.286	38	50.891	1:48.007	75	1:07.628	1:47.191	75	1:28.599	1:55.821P	81	1 LAP	3:43.708
12	50.293	1:52.150P	63	51.159	1:46.639							86	1:15.029	1:47.333P
36	54.705	1:44.027	86	51.927	1:43.884							72	3 LAPS	3:50.105
91	56.214	1:47.150P	36	58.738	1:43.205							36	1:22.136	1:47.632
87	55.612	1:46.332	75	1:07.482	1:47.067							63	1 LAP	3:40.181
75	59.587	1:45.551	87	1:13.045	1:56.605P							39	1:29.103	1:27.896
10	1:03.251	1:47.192	10	1:16.345	1:52.266P									
59	1:14.005	1:51.717P												

Britcar

LAP CHART - RACE 5

(contd.)

Lap 11			Lap 12			Lap 13			Lap 14			Lap 15		
No	Behind	Laptime	No	Behind	Laptime	No	Behind	Laptime	No	Behind	Laptime	No	Behind	Laptime
66		1:33.532	66		1:34.591	66		1:33.797	66		1:33.659	66		1:32.496
84	8 LAPS	1:34.370	36	1 LAP	1:47.385	87	4 LAPS	1:38.780	87	4 LAPS	1:37.277	87	4 LAPS	1:35.693
91	2 LAPS	1:36.187	81	2 LAPS	1:58.844	81	2 LAPS	1:39.106	81	2 LAPS	1:36.948	12	2 LAPS	1:33.755
12	2 LAPS	1:36.352	84	8 LAPS	1:35.946	84	8 LAPS	1:37.671	12	2 LAPS	1:32.921	84	8 LAPS	1:33.837
9	3 LAPS	1:44.827	91	2 LAPS	1:35.767	12	2 LAPS	1:34.617	84	8 LAPS	1:33.799	81	2 LAPS	1:37.833
59	3 LAPS	1:43.219	12	2 LAPS	1:35.150	91	2 LAPS	1:38.953	91	2 LAPS	1:33.310	40	2 LAPS	1:33.072
10	3 LAPS	5:53.536	40	2 LAPS	4:11.881	40	2 LAPS	1:32.973	40	2 LAPS	1:31.674	91	2 LAPS	1:34.676
32	2 LAPS	4:25.546	59	3 LAPS	1:43.873	47	2 LAPS	4:14.650	47	2 LAPS	1:35.144	47	2 LAPS	1:33.531
60	1 LAP	1:29.326	9	3 LAPS	1:50.021	59	3 LAPS	1:41.291	60	1 LAP	1:29.719	60	1 LAP	1:28.548
88	54.518	1:37.943	10	3 LAPS	1:36.284	9	3 LAPS	1:41.719	32	2 LAPS	1:31.871	32	2 LAPS	1:30.619
44	3 LAPS	1:45.609	32	2 LAPS	1:34.120	60	1 LAP	1:30.705	9	3 LAPS	1:41.685	10	3 LAPS	1:37.084
38	2 LAPS	4:58.133	60	1 LAP	1:30.041	32	2 LAPS	1:36.602	59	3 LAPS	1:43.410	59	3 LAPS	1:42.629
72	3 LAPS	1:31.415	88	55.804	1:35.877	10	3 LAPS	1:38.776	10	3 LAPS	1:34.530	9	3 LAPS	1:44.231
39	1:25.458	1:29.887	72	3 LAPS	1:31.116	88	59.580	1:37.573	88	1:01.607	1:35.686	72	3 LAPS	1:28.400
63	1 LAP	1:35.764	38	2 LAPS	1:38.729	86	2 LAPS	4:29.326	72	3 LAPS	1:29.340	88	1:04.078	1:34.967
87	3 LAPS	6:47.137	44	3 LAPS	1:40.542	72	3 LAPS	1:29.005	86	2 LAPS	1:35.393	39	1:04.481	1:26.103
			39	1:20.478	1:29.611	36	1 LAP	2:41.239P	39	1:10.874	1:27.512	86	2 LAPS	1:34.012
			63	1 LAP	1:32.014	75	3 LAPS	6:01.228	82	1 LAP	1:27.857	82	1 LAP	1:27.659
			82	1 LAP	4:24.601	39	1:17.021	1:30.340	38	2 LAPS	1:33.677	63	1 LAP	1:31.072
						38	2 LAPS	1:36.554	63	1 LAP	1:33.425	38	2 LAPS	1:35.810
						82	1 LAP	1:26.838	44	3 LAPS	1:36.015	44	3 LAPS	1:37.130
						44	3 LAPS	1:37.089	75	3 LAPS	1:46.845			
						63	1 LAP	1:30.775						

**Britcar
LAP CHART - RACE 5**

(contd.)

Lap 16			Lap 17			Lap 18			Lap 19			Lap 20		
No	Behind	Laptime	No	Behind	Laptime	No	Behind	Laptime	No	Behind	Laptime	No	Behind	Laptime
66		1:34.235	66		1:34.726	66		1:34.417	66		1:33.986	66		1:34.147
75	4 LAPS	1:42.978	87	4 LAPS	1:34.063	44	4 LAPS	1:37.700	44	4 LAPS	1:35.385	44	4 LAPS	1:35.609
87	4 LAPS	1:34.210	12	2 LAPS	1:32.042	87	4 LAPS	1:32.649	87	4 LAPS	1:32.867	12	2 LAPS	1:33.334
12	2 LAPS	1:32.603	75	4 LAPS	1:44.647	12	2 LAPS	1:32.328	12	2 LAPS	1:30.960	87	4 LAPS	1:35.244
84	8 LAPS	1:32.428	84	8 LAPS	1:34.283	40	2 LAPS	1:32.967	40	2 LAPS	1:31.172	40	2 LAPS	1:32.493
40	2 LAPS	1:31.870	40	2 LAPS	1:34.528	91	2 LAPS	1:33.569	91	2 LAPS	1:31.534	60	1 LAP	1:28.126
91	2 LAPS	1:33.543	91	2 LAPS	1:33.524	81	2 LAPS	1:36.157	60	1 LAP	1:29.017	91	2 LAPS	1:33.190
81	2 LAPS	1:35.575	81	2 LAPS	1:33.346	84	8 LAPS	1:39.622	81	2 LAPS	1:32.428	84	8 LAPS	1:31.619
60	1 LAP	1:29.356	60	1 LAP	1:29.289	60	1 LAP	1:28.985	84	8 LAPS	1:32.492	81	2 LAPS	1:32.500
47	2 LAPS	1:34.783	47	2 LAPS	1:33.341	75	4 LAPS	1:46.053	47	2 LAPS	1:33.133	47	2 LAPS	1:33.283
32	2 LAPS	1:32.573	32	2 LAPS	1:32.156	47	2 LAPS	1:32.952	32	2 LAPS	1:31.050	39	28.354	1:28.694
72	3 LAPS	1:28.847	72	1 LAP	1:28.992	32	2 LAPS	1:30.697	39	33.807	1:26.483	32	2 LAPS	1:33.340
10	3 LAPS	1:35.159	39	49.922	1:27.357	39	41.310	1:25.805	75	4 LAPS	1:43.749	72	1 LAP	1:28.530
39	57.291	1:27.045	10	3 LAPS	1:35.951	72	1 LAP	1:29.037	72	1 LAP	1:27.573	82	1 LAP	1:27.054
82	1 LAP	1:28.294	82	1 LAP	1:28.319	82	1 LAP	1:27.809	82	1 LAP	1:26.979	75	4 LAPS	1:41.349
59	3 LAPS	1:44.257	88	1:05.468	1:34.821	10	3 LAPS	1:35.516	10	3 LAPS	1:35.017	10	3 LAPS	1:34.265
88	1:05.373	1:35.530	86	2 LAPS	1:34.048	86	2 LAPS	1:34.724	86	2 LAPS	1:33.742	63	1 LAP	1:29.735
9	3 LAPS	1:43.978	36	4 LAPS	6:13.513	88	1:06.863	1:35.812	63	1 LAP	1:31.317	86	2 LAPS	1:34.018
86	2 LAPS	1:35.124	59	3 LAPS	1:41.219	63	1 LAP	1:30.171	36	4 LAPS	1:33.279	36	4 LAPS	1:33.318
63	1 LAP	1:31.229	9	3 LAPS	1:40.992	36	4 LAPS	1:37.531	88	1:10.077	1:37.200	88	1:10.825	1:34.895
38	2 LAPS	1:32.228	63	1 LAP	1:30.524	38	2 LAPS	1:34.914	38	2 LAPS	1:34.303	38	2 LAPS	1:33.466
44	3 LAPS	1:38.623	38	2 LAPS	1:32.017	59	3 LAPS	1:42.049	9	3 LAPS	1:40.289			
						9	3 LAPS	1:42.585	59	3 LAPS	1:41.964			

**Britcar
LAP CHART - RACE 5**

(contd.)

Lap 21			Lap 22			Lap 23			Lap 24			Lap 25		
No	Behind	Laptime	No	Behind	Laptime	No	Behind	Laptime	No	Behind	Laptime	No	Behind	Laptime
66		1:33.957	66		1:32.980	66		1:33.704	66		1:33.378	39		1:25.715
59	4 LAPS	1:41.527	60	1 LAP	1:28.051	40	2 LAPS	1:30.527	9	5 LAPS	1:40.300	47	5 LAPS	5:22.923
12	2 LAPS	1:31.291	40	2 LAPS	1:32.597	84	8 LAPS	1:30.105	39	2.124	1:26.392	66	5.143	1:32.982
9	4 LAPS	1:44.783P	59	4 LAPS	1:40.165	39	9.110	1:30.516	40	2 LAPS	1:32.089	40	2 LAPS	1:32.346
60	1 LAP	1:30.315	44	4 LAPS	1:35.209	44	4 LAPS	1:35.106	84	8 LAPS	1:32.532	84	8 LAPS	1:32.133
44	4 LAPS	1:36.502	84	8 LAPS	1:30.964	91	2 LAPS	1:34.626	44	4 LAPS	1:34.448	9	5 LAPS	1:38.809
40	2 LAPS	1:34.573	91	2 LAPS	1:33.836	81	2 LAPS	1:34.496	91	2 LAPS	1:34.292	82	1 LAP	1:28.905
91	2 LAPS	1:31.805	81	2 LAPS	1:31.150	59	4 LAPS	1:41.072	81	2 LAPS	1:34.355	91	2 LAPS	1:32.822
84	8 LAPS	1:31.146	39	12.298	1:25.414	82	1 LAP	1:26.150	82	1 LAP	1:27.297	44	4 LAPS	1:34.772
81	2 LAPS	1:31.616	82	1 LAP	1:28.207	32	2 LAPS	1:28.756	32	2 LAPS	1:30.624	81	2 LAPS	1:34.253
87	4 LAPS	1:42.523P	32	2 LAPS	1:31.001	72	1 LAP	1:28.935	72	1 LAP	1:28.792	32	2 LAPS	1:28.318
39	19.864	1:25.467	72	1 LAP	1:28.531	63	1 LAP	1:29.101	59	4 LAPS	1:41.472	72	1 LAP	1:28.288
32	2 LAPS	1:34.893	63	1 LAP	1:30.155	10	3 LAPS	1:35.202	63	1 LAP	1:28.545	59	4 LAPS	1:41.383
82	1 LAP	1:29.329	10	3 LAPS	1:33.046	75	4 LAPS	1:42.093	10	3 LAPS	1:34.299	63	1 LAP	1:27.794
72	1 LAP	1:40.517	75	4 LAPS	1:41.740	86	2 LAPS	1:36.175	86	2 LAPS	1:34.770	10	3 LAPS	1:34.817
47	2 LAPS	1:52.406P	36	4 LAPS	1:31.397	88	1:15.761	1:36.061	75	4 LAPS	1:43.085	86	2 LAPS	1:34.302
75	4 LAPS	1:43.293	86	2 LAPS	1:33.210	38	2 LAPS	1:34.135	38	2 LAPS	1:33.814	38	2 LAPS	1:32.262
63	1 LAP	1:29.485	88	1:13.404	1:34.351	36	4 LAPS	1:49.207	88	1:18.540	1:36.157	36	4 LAPS	1:33.234
10	3 LAPS	1:34.873	38	2 LAPS	1:31.704	60	1:29.308	1:32.824P	36	4 LAPS	1:32.508	88	1:25.153	1:34.452
36	4 LAPS	1:30.991	9	4 LAPS	2:57.856	12	1 LAP	1:31.606	12	1 LAP	1:30.140			
86	2 LAPS	1:35.016	60	1:30.188	1:29.935									
88	1:12.033	1:35.165	12	1 LAP	1:32.927									
38	2 LAPS	1:34.854												
12	1 LAP	1:30.738												

**Britcar
LAP CHART - RACE 5**

(contd.)

Lap 26			Lap 27			Lap 28			Lap 29			Lap 30		
No	Behind	Laptime	No	Behind	Laptime	No	Behind	Laptime	No	Behind	Laptime	No	Behind	Laptime
39		1:27.118	39		1:26.788	39		1:25.032	39		1:25.981	39		1:25.421
12	2 LAPS	1:31.742	36	5 LAPS	1:32.778	38	3 LAPS	1:33.364	87	9 LAPS	1:33.721	59	5 LAPS	1:39.831
75	5 LAPS	1:43.796	12	2 LAPS	1:28.471	12	2 LAPS	1:28.264	10	4 LAPS	1:35.875	87	9 LAPS	1:32.852
66	13.022	1:34.997	88	1 LAP	1:35.032	36	5 LAPS	1:32.051	12	2 LAPS	1:29.357	12	2 LAPS	1:28.936
60	2 LAPS	3:12.718	82	1 LAP	1:28.655	86	3 LAPS	1:37.942	36	5 LAPS	1:29.486	10	4 LAPS	1:35.576
40	2 LAPS	1:33.024	66	19.513	1:33.279	88	1 LAP	1:33.453	38	3 LAPS	1:32.816	36	5 LAPS	1:29.788
82	1 LAP	1:27.226	75	5 LAPS	1:41.413	82	1 LAP	1:25.338	82	1 LAP	1:26.954	82	1 LAP	1:26.742
84	8 LAPS	1:32.868	60	2 LAPS	1:34.068	60	2 LAPS	1:30.838	86	3 LAPS	1:33.652	38	3 LAPS	1:30.922
47	5 LAPS	1:41.248	40	2 LAPS	1:34.268	84	8 LAPS	1:32.323	88	1 LAP	1:34.433	86	3 LAPS	1:34.127
91	2 LAPS	1:32.520	84	8 LAPS	1:33.926	66	29.228	1:34.747	60	2 LAPS	1:31.064	40	3 LAPS	2:45.544
9	5 LAPS	1:36.809	47	5 LAPS	1:36.164	40	2 LAPS	1:38.706P	84	8 LAPS	1:35.060	88	1 LAP	1:38.466
44	4 LAPS	1:32.710	91	2 LAPS	1:31.878	47	5 LAPS	1:35.701	66	38.761	1:35.514	60	2 LAPS	1:31.710
81	2 LAPS	1:32.805	81	2 LAPS	1:37.683	91	2 LAPS	1:34.299	91	2 LAPS	1:32.406	32	2 LAPS	1:32.356
32	2 LAPS	1:30.624	32	2 LAPS	1:38.260	75	5 LAPS	1:45.119	32	2 LAPS	1:29.018	91	2 LAPS	1:35.984
72	1 LAP	1:29.341	72	1 LAP	1:37.992	32	2 LAPS	1:29.986	47	5 LAPS	1:37.115	66	54.358	1:41.018
63	1 LAP	1:29.096	9	5 LAPS	1:41.201	81	2 LAPS	1:32.318	81	2 LAPS	1:31.319	81	2 LAPS	1:32.383
59	4 LAPS	1:40.563	44	4 LAPS	1:53.061	9	5 LAPS	1:37.591	75	5 LAPS	1:40.621	47	5 LAPS	1:34.622
10	3 LAPS	1:34.418	63	1 LAP	1:30.663	63	1 LAP	1:28.812	9	5 LAPS	1:38.075	84	8 LAPS	1:53.616P
87	8 LAPS	8:36.710	59	4 LAPS	1:39.565	72	1 LAP	1:49.081P	63	1 LAP	1:34.353P	75	5 LAPS	1:41.347
86	2 LAPS	1:34.582	10	3 LAPS	1:34.097	44	4 LAPS	1:47.594P				9	5 LAPS	1:35.705
38	2 LAPS	1:31.279	87	8 LAPS	1:33.595	59	4 LAPS	1:39.005						

**Britcar
LAP CHART - RACE 5**

(contd.)

Lap 31			Lap 32			Lap 33			Lap 34			Lap 35		
No	Behind	Laptime	No	Behind	Laptime	No	Behind	Laptime	No	Behind	Laptime	No	Behind	Laptime
39		1:25.171	39		1:25.373	39		1:25.107	39		1:24.253	39		1:24.854
59	5 LAPS	1:39.948	75	6 LAPS	1:45.062P	9	6 LAPS	1:35.798	82	2 LAPS	2:39.751	47	6 LAPS	1:32.470
82	1 LAP	1:27.954	12	2 LAPS	1:29.021	12	2 LAPS	1:28.437	9	6 LAPS	1:36.821	59	6 LAPS	1:39.480
12	2 LAPS	1:31.906	82	1 LAP	1:31.495P	36	5 LAPS	1:29.419	12	2 LAPS	1:31.110	82	2 LAPS	1:28.084
36	5 LAPS	1:31.480	36	5 LAPS	1:29.422	87	9 LAPS	1:30.236	87	9 LAPS	1:31.249	9	6 LAPS	1:34.685
87	9 LAPS	1:38.026	87	9 LAPS	1:31.227	38	3 LAPS	1:32.715	36	5 LAPS	1:36.748P	12	2 LAPS	1:30.136
44	6 LAPS	3:29.753	38	3 LAPS	1:35.433	10	4 LAPS	1:34.066	38	3 LAPS	1:32.395	87	9 LAPS	1:29.607
38	3 LAPS	1:31.702	44	6 LAPS	1:38.300	60	2 LAPS	1:30.700	75	7 LAPS	3:41.601	38	3 LAPS	1:33.004
10	4 LAPS	1:36.963	59	5 LAPS	1:45.056	44	6 LAPS	1:41.461P	60	2 LAPS	1:29.622	60	2 LAPS	1:29.680
40	3 LAPS	1:31.911	10	4 LAPS	1:37.539	40	3 LAPS	1:38.071	10	4 LAPS	1:37.447P	32	2 LAPS	1:28.211
86	3 LAPS	1:34.516	40	3 LAPS	1:31.844	86	3 LAPS	1:36.039	40	3 LAPS	1:30.990	40	3 LAPS	1:32.090
60	2 LAPS	1:31.097	86	3 LAPS	1:33.661	32	2 LAPS	1:28.264	32	2 LAPS	1:28.241	81	2 LAPS	1:32.241
88	1 LAP	1:36.340	60	2 LAPS	1:29.155	63	3 LAPS	1:31.929	86	3 LAPS	1:34.870	86	3 LAPS	1:40.550P
32	2 LAPS	1:28.257	63	3 LAPS	4:09.515	81	2 LAPS	1:28.847	63	3 LAPS	1:30.947			
81	2 LAPS	1:29.365	32	2 LAPS	1:28.537	88	1 LAP	1:34.141	81	2 LAPS	1:28.650			
91	2 LAPS	1:31.295	88	1 LAP	1:35.979	91	2 LAPS	1:30.429	91	2 LAPS	1:30.083			
47	5 LAPS	1:32.547	81	2 LAPS	1:29.343	47	5 LAPS	1:32.280	88	1 LAP	1:34.800			
66	1:07.854	1:38.667P	91	2 LAPS	1:30.090	59	5 LAPS	2:03.794	66	2 LAPS	4:28.364			
9	5 LAPS	1:35.624	47	5 LAPS	1:32.285									

Britcar LAP CHART - RACE 5

(contd.)

Lap 36			Lap 37			Lap 38			Lap 39			Lap 40		
No	Behind	Laptime	No	Behind	Laptime	No	Behind	Laptime	No	Behind	Laptime	No	Behind	Laptime
39		1:26.199	39		1:27.799	39		2:15.160	39		2:27.027	39		1:27.944
66	3 LAPS	1:30.331	66	3 LAPS	1:29.178	66	3 LAPS	2:13.690	66	3 LAPS	2:27.241	32	3 LAPS	1:30.898
91	3 LAPS	1:39.958P	47	6 LAPS	1:30.402	47	6 LAPS	2:07.516	47	6 LAPS	2:27.429	60	3 LAPS	1:31.814
47	6 LAPS	1:31.508	82	2 LAPS	1:44.222	44	10 LAPS	7:05.540	44	10 LAPS	2:27.922	81	3 LAPS	1:30.843
75	8 LAPS	2:01.361P	59	6 LAPS	1:48.719P	10	7 LAPS	5:35.166	10	7 LAPS	2:28.292	40	4 LAPS	1:32.056
88	2 LAPS	1:44.345P	9	6 LAPS	2:25.518	36	8 LAPS	5:55.675	36	8 LAPS	2:27.331	66	3 LAPS	1:30.512
59	6 LAPS	1:44.220	60	2 LAPS	2:25.250	75	9 LAPS	3:42.692	75	9 LAPS	2:27.862	47	6 LAPS	1:31.103
82	2 LAPS	1:32.618	32	2 LAPS	2:20.969	86	5 LAPS	3:56.107	86	5 LAPS	2:27.170	9	7 LAPS	1:39.558
9	6 LAPS	2:09.580	40	3 LAPS	2:21.115	88	3 LAPS	3:41.883	88	3 LAPS	2:27.174	82	2 LAPS	1:33.945
60	2 LAPS	1:37.094	81	2 LAPS	2:18.594	91	4 LAPS	3:49.286	91	4 LAPS	2:26.811	86	5 LAPS	1:36.536
12	2 LAPS	2:01.256P				82	2 LAPS	1:42.893	82	2 LAPS	2:25.731	44	10 LAPS	1:44.045P
32	2 LAPS	1:38.319				12	3 LAPS	2:49.525	12	3 LAPS	2:15.363	88	3 LAPS	1:36.699
40	3 LAPS	1:37.121				38	4 LAPS	2:41.252	38	4 LAPS	2:15.988	10	7 LAPS	1:43.023
81	2 LAPS	1:31.467				63	6 LAPS	5:54.458	63	6 LAPS	2:10.319	91	4 LAPS	1:38.821
38	3 LAPS	1:50.562P				9	6 LAPS	2:28.327	59	7 LAPS	4:14.395	38	4 LAPS	1:37.100
						60	2 LAPS	2:27.943				12	3 LAPS	1:39.340
						32	2 LAPS	2:27.222				63	6 LAPS	1:37.146
						40	3 LAPS	2:27.462				36	8 LAPS	1:45.197
						81	2 LAPS	2:27.543				75	9 LAPS	1:49.968
												59	7 LAPS	1:38.969

**Britcar
LAP CHART - RACE 5**

(contd.)

Lap 41			Lap 42			Lap 43			Lap 44			Lap 45		
No	Behind	Laptime	No	Behind	Laptime	No	Behind	Laptime	No	Behind	Laptime	No	Behind	Laptime
39		1:23.862	39		1:23.981	39		1:23.705	39		1:24.758	39		1:32.080P
32	3 LAPS	1:26.265	32	3 LAPS	1:26.259	32	3 LAPS	1:26.381	32	3 LAPS	1:26.544	10	8 LAPS	1:38.988
60	3 LAPS	1:28.604	60	3 LAPS	1:28.984	81	3 LAPS	1:28.740	81	3 LAPS	1:28.740	32	3 LAPS	1:27.155
81	3 LAPS	1:28.396	81	3 LAPS	1:28.518	60	3 LAPS	1:30.061	60	3 LAPS	1:28.706	36	9 LAPS	1:41.318
66	3 LAPS	1:28.123	40	4 LAPS	1:29.244	40	4 LAPS	1:28.292	47	6 LAPS	1:28.898	47	6 LAPS	1:29.014
40	4 LAPS	1:29.871	47	6 LAPS	1:29.456	47	6 LAPS	1:28.482	40	4 LAPS	1:31.084	82	2 LAPS	1:26.018
47	6 LAPS	1:29.160	82	2 LAPS	1:27.068	82	2 LAPS	1:27.639	82	2 LAPS	1:26.251	81	3 LAPS	1:35.649P
82	2 LAPS	1:27.102	66	3 LAPS	1:39.650	66	3 LAPS	1:28.722	66	3 LAPS	1:27.973	40	4 LAPS	1:30.429
9	7 LAPS	1:36.312	9	7 LAPS	1:36.542	75	10 LAPS	2:27.486	88	3 LAPS	1:31.642	60	3 LAPS	1:36.242P
88	3 LAPS	1:32.922	88	3 LAPS	1:33.294	88	3 LAPS	1:32.800	86	5 LAPS	1:31.917	66	3 LAPS	1:28.924
86	5 LAPS	1:34.484	86	5 LAPS	1:32.826	86	5 LAPS	1:32.869	9	7 LAPS	1:35.643	88	3 LAPS	1:30.865
38	4 LAPS	1:35.703	12	3 LAPS	1:32.740	9	7 LAPS	1:36.925	63	6 LAPS	1:35.384	86	5 LAPS	1:31.316
12	3 LAPS	1:35.953	38	4 LAPS	1:34.186	12	3 LAPS	1:34.644	12	3 LAPS	1:36.581	9	7 LAPS	1:36.512
63	6 LAPS	1:37.552	63	6 LAPS	1:31.758	38	4 LAPS	1:34.548	75	10 LAPS	1:54.949	12	3 LAPS	1:32.328
91	4 LAPS	1:39.420	91	4 LAPS	1:33.965	63	6 LAPS	1:34.532	38	4 LAPS	1:36.564	63	6 LAPS	1:33.896
36	8 LAPS	1:40.118	59	7 LAPS	1:39.873	91	4 LAPS	1:33.256	91	4 LAPS	1:35.926	38	4 LAPS	1:33.700
10	7 LAPS	1:45.917	10	7 LAPS	1:44.213	59	7 LAPS	1:39.681	59	7 LAPS	1:36.681	91	4 LAPS	1:33.435
59	7 LAPS	1:37.580	36	8 LAPS	1:48.687	10	7 LAPS	1:40.570				75	10 LAPS	1:49.904
75	9 LAPS	1:49.049				36	8 LAPS	1:40.562				59	7 LAPS	1:36.142
												32	2 LAPS	1:30.062
												10	7 LAPS	1:40.475
												36	8 LAPS	1:38.846
												82	1 LAP	1:27.370
												47	5 LAPS	1:30.478
												40	3 LAPS	1:29.803
												66	2 LAPS	1:29.222
												88	2 LAPS	1:30.820
												86	4 LAPS	1:30.517

**Britcar
LAP CHART - RACE 5**

(contd.)

Lap 46			Lap 47			Lap 48			Lap 49			Lap 50		
No	Behind	Laptime	No	Behind	Laptime	No	Behind	Laptime	No	Behind	Laptime	No	Behind	Laptime
39		2:31.634	39		1:29.769	39		1:29.912	39		1:32.189	39		1:30.767
12	3 LAPS	1:30.860	12	3 LAPS	1:32.752	12	3 LAPS	1:33.558	12	3 LAPS	1:33.564	12	3 LAPS	1:33.462
9	7 LAPS	1:38.395	38	4 LAPS	1:34.153	38	4 LAPS	1:33.019	38	4 LAPS	1:32.301	38	4 LAPS	1:31.444
38	4 LAPS	1:32.704	63	6 LAPS	1:34.766	63	6 LAPS	1:33.071	91	4 LAPS	1:32.314	32	2 LAPS	1:27.091
63	6 LAPS	1:33.293	91	4 LAPS	1:35.254	91	4 LAPS	1:32.925	9	7 LAPS	1:35.581	91	4 LAPS	1:35.962
91	4 LAPS	1:32.822	9	7 LAPS	1:36.799	9	7 LAPS	1:33.642	32	2 LAPS	1:27.866	9	7 LAPS	1:36.068
32	2 LAPS	1:27.879	32	2 LAPS	1:28.603	32	2 LAPS	1:27.503	63	6 LAPS	1:40.775	63	6 LAPS	1:33.870
59	7 LAPS	1:36.883	82	1 LAP	1:28.379	75	11 LAPS	2:42.096	82	1 LAP	1:28.359	82	1 LAP	1:27.097
82	1 LAP	1:28.172	59	7 LAPS	1:38.629	82	1 LAP	1:27.353	47	5 LAPS	1:31.259	60	3 LAPS	1:29.327
47	5 LAPS	1:30.349	81	4 LAPS	4:26.112	40	3 LAPS	1:30.427	60	3 LAPS	1:31.377	66	2 LAPS	1:29.402
10	7 LAPS	1:40.698	47	5 LAPS	1:29.545	47	5 LAPS	1:31.541	40	3 LAPS	1:32.437	40	3 LAPS	1:30.955
75	10 LAPS	1:59.617P	40	3 LAPS	1:28.953	60	3 LAPS	1:30.449	66	2 LAPS	1:30.786	47	5 LAPS	1:32.292
40	3 LAPS	1:30.234	60	3 LAPS	1:28.901	66	2 LAPS	1:28.850	59	7 LAPS	1:37.485	59	7 LAPS	1:38.103
60	3 LAPS	2:58.587	66	2 LAPS	1:28.702	59	7 LAPS	1:38.572	75	11 LAPS	2:13.946	88	2 LAPS	1:33.065
36	8 LAPS	1:41.586	10	7 LAPS	1:39.580	10	7 LAPS	1:39.482	10	7 LAPS	1:42.310	86	4 LAPS	1:32.124
66	2 LAPS	1:29.861	36	8 LAPS	1:38.891	81	4 LAPS	1:53.121	88	2 LAPS	1:32.361	10	7 LAPS	1:39.629
88	2 LAPS	1:30.263	88	2 LAPS	1:30.986	36	8 LAPS	1:39.250	86	4 LAPS	1:32.939			
86	4 LAPS	1:30.513	86	4 LAPS	1:30.359	88	2 LAPS	1:29.982	36	8 LAPS	1:45.419			
						86	4 LAPS	1:30.602	81	4 LAPS	1:49.187			

Britcar

LAP CHART - RACE 5

(contd.)

Lap 51			Lap 52			Lap 53			Lap 54			Lap 55		
No	Behind	Laptime	No	Behind	Laptime	No	Behind	Laptime	No	Behind	Laptime	No	Behind	Laptime
39		1:32.491	39		1:28.635	39		1:27.015	39		1:29.359	39		1:27.647
36	9 LAPS	1:41.600	10	8 LAPS	1:41.039	32	2 LAPS	1:27.297	88	3 LAPS	1:33.453	88	3 LAPS	1:30.915
75	12 LAPS	1:54.550	36	9 LAPS	1:38.250	10	8 LAPS	1:43.232	86	5 LAPS	1:33.157	86	5 LAPS	1:30.976
81	5 LAPS	1:42.448	32	2 LAPS	1:31.869	36	9 LAPS	1:40.688	59	8 LAPS	1:40.845	59	8 LAPS	1:37.187
38	4 LAPS	1:33.078	38	4 LAPS	1:34.004	38	4 LAPS	1:32.796	32	2 LAPS	1:27.227	32	2 LAPS	1:26.875
32	2 LAPS	1:31.533	81	5 LAPS	1:44.969	82	1 LAP	1:29.653	82	1 LAP	1:30.552	75	13 LAPS	2:10.553P
12	3 LAPS	1:39.220	12	3 LAPS	1:32.953	12	3 LAPS	1:32.369	38	4 LAPS	1:34.694	82	1 LAP	1:26.608
63	6 LAPS	1:33.217	82	1 LAP	1:27.406	81	5 LAPS	1:42.486	12	3 LAPS	1:32.196	12	3 LAPS	1:31.990
82	1 LAP	1:28.028	75	12 LAPS	1:54.090	91	4 LAPS	1:36.793	10	8 LAPS	1:43.079	38	4 LAPS	1:33.396
91	4 LAPS	1:38.925	63	6 LAPS	1:32.407	66	2 LAPS	1:27.988	36	9 LAPS	1:40.457	60	3 LAPS	1:28.978
9	7 LAPS	1:36.395	91	4 LAPS	1:33.834	60	3 LAPS	1:28.642	66	2 LAPS	1:28.122	66	2 LAPS	1:31.507
66	2 LAPS	1:28.168	9	7 LAPS	1:35.294	40	3 LAPS	1:29.855	60	3 LAPS	1:27.686	10	8 LAPS	1:39.868
60	3 LAPS	1:29.575	66	2 LAPS	1:28.049	9	7 LAPS	1:39.710	40	3 LAPS	1:30.270	36	9 LAPS	1:39.820
40	3 LAPS	1:29.010	60	3 LAPS	1:27.896	47	5 LAPS	1:28.840	91	4 LAPS	1:37.164	40	3 LAPS	1:28.143
47	5 LAPS	1:30.710	40	3 LAPS	1:28.247	75	12 LAPS	2:02.395	47	5 LAPS	1:29.636	47	5 LAPS	1:28.535
59	7 LAPS	1:37.365	47	5 LAPS	1:29.309	63	6 LAPS	2:11.268	81	5 LAPS	1:45.780	91	4 LAPS	1:36.284
88	2 LAPS	1:30.686	59	7 LAPS	1:36.986				9	7 LAPS	1:36.989	81	5 LAPS	1:41.135
86	4 LAPS	1:30.575	88	2 LAPS	1:30.649				63	6 LAPS	1:36.097	9	7 LAPS	1:38.563
			86	4 LAPS	1:30.868									

**Britcar
LAP CHART - RACE 5**

(contd.)

Lap 56			Lap 57			Lap 58			Lap 59			Lap 60		
No	Behind	Laptime	No	Behind	Laptime	No	Behind	Laptime	No	Behind	Laptime	No	Behind	Laptime
39		1:27.734	39		1:28.208	39		1:27.836	39		1:30.700	39		1:27.957
63	7 LAPS	1:33.998	63	7 LAPS	1:32.657	81	6 LAPS	1:39.227	36	10 LAPS	1:42.394	9	8 LAPS	1:37.994
88	3 LAPS	1:30.318	88	3 LAPS	1:30.544	88	3 LAPS	1:30.679	91	5 LAPS	1:39.244	10	9 LAPS	1:40.213
86	5 LAPS	1:30.445	86	5 LAPS	1:30.405	63	7 LAPS	1:34.298	10	9 LAPS	1:42.117	32	2 LAPS	1:28.430
32	2 LAPS	1:28.065	32	2 LAPS	1:27.357	86	5 LAPS	1:31.715	9	8 LAPS	1:36.317	88	3 LAPS	1:32.754
59	8 LAPS	1:38.028	82	1 LAP	1:27.045	32	2 LAPS	1:27.162	88	3 LAPS	1:30.658	91	5 LAPS	1:45.200
82	1 LAP	1:26.572	59	8 LAPS	1:39.037	82	1 LAP	1:27.758	81	6 LAPS	1:40.680	75	17 LAPS	7:22.750
12	3 LAPS	1:31.596	60	3 LAPS	1:28.341	59	8 LAPS	1:38.193	32	2 LAPS	1:28.452	86	5 LAPS	1:33.727
38	4 LAPS	1:31.902	38	4 LAPS	1:33.544	60	3 LAPS	1:27.270	63	7 LAPS	1:33.575	82	1 LAP	1:27.478
60	3 LAPS	1:28.167	66	2 LAPS	1:29.085	66	2 LAPS	1:28.644	86	5 LAPS	1:33.149	63	7 LAPS	1:35.687
66	2 LAPS	1:27.940	12	3 LAPS	1:36.345	38	4 LAPS	1:31.575	82	1 LAP	1:25.844	81	6 LAPS	1:43.325
40	3 LAPS	1:28.640	40	3 LAPS	1:28.259	40	3 LAPS	1:29.715	60	3 LAPS	1:28.196	60	3 LAPS	1:28.456
47	5 LAPS	1:29.501	47	5 LAPS	1:28.565	47	5 LAPS	1:28.178	66	2 LAPS	1:27.811	66	2 LAPS	1:28.188
36	9 LAPS	1:38.101	36	9 LAPS	1:42.135	12	3 LAPS	1:43.259	59	8 LAPS	1:37.081	36	10 LAPS	2:18.599
10	8 LAPS	1:40.007	10	8 LAPS	1:43.031				38	4 LAPS	1:32.406	40	3 LAPS	1:28.780
91	4 LAPS	1:37.222	91	4 LAPS	1:37.280				40	3 LAPS	1:30.901	38	4 LAPS	1:30.388
9	7 LAPS	1:35.900	9	7 LAPS	1:34.770				47	5 LAPS	1:29.777	47	5 LAPS	1:30.432
81	5 LAPS	1:39.086							12	3 LAPS	1:34.959	59	8 LAPS	1:39.780
												12	3 LAPS	1:33.833

**Britcar
LAP CHART - RACE 5**

(contd.)

Lap 61			Lap 62			Lap 63			Lap 64			Lap 65		
No	Behind	Laptime	No	Behind	Laptime	No	Behind	Laptime	No	Behind	Laptime	No	Behind	Laptime
39		1:26.576	39		1:26.485	39		1:28.236						
32	2 LAPS	1:30.210	32	2 LAPS	1:27.068	12	4 LAPS	1:33.537						
82	1 LAP	1:26.738	82	1 LAP	1:24.624	82	1 LAP	1:25.297						
88	3 LAPS	1:33.250	88	3 LAPS	1:30.638	32	2 LAPS	1:27.421						
9	8 LAPS	1:39.127	9	8 LAPS	1:34.228	88	3 LAPS	1:30.396						
10	9 LAPS	1:41.039	63	7 LAPS	1:32.373	63	7 LAPS	1:31.440						
91	5 LAPS	1:37.497	86	5 LAPS	1:33.321	86	5 LAPS	1:32.234						
86	5 LAPS	1:32.759	10	9 LAPS	1:38.330	9	8 LAPS	1:40.567						
63	7 LAPS	1:31.659	91	5 LAPS	1:38.463	60	3 LAPS	1:28.372						
75	17 LAPS	1:41.690	60	3 LAPS	1:27.371	91	5 LAPS	1:42.583						
81	6 LAPS	1:40.882	75	17 LAPS	1:40.506	66	2 LAPS	1:30.892						
60	3 LAPS	1:27.374	66	2 LAPS	1:28.529	75	17 LAPS	1:40.558						
66	2 LAPS	1:28.534	81	6 LAPS	1:40.634	40	3 LAPS	1:32.523						
40	3 LAPS	1:28.799	40	3 LAPS	1:28.936	47	5 LAPS	1:29.582						
38	4 LAPS	1:29.229	47	5 LAPS	1:31.094	81	6 LAPS	1:42.135						
47	5 LAPS	1:29.146	38	4 LAPS	1:33.985	38	4 LAPS	1:32.847						
36	10 LAPS	1:38.445	36	10 LAPS	1:34.543	36	10 LAPS	1:37.368						
59	8 LAPS	1:37.812	59	8 LAPS	1:36.838	59	8 LAPS	2:02.281P						
12	3 LAPS	1:33.800												

Britcar

LAP ANALYSIS - RACE 5

9	Severs/House						Honda CRX					
1 - 2:41.363	11 - 1:41.685	21 - 1:36.809	31 - 2:25.518	41 - 1:33.642	51 - 1:36.317							
2 - 2:19.863	12 - 1:44.231	22 - 1:41.201	32 - 2:28.327	42 - 1:35.581	52 - 1:37.994							
3 - 1:44.664	13 - 1:43.978	23 - 1:37.591	33 - 1:39.558	43 - 1:36.068	53 - 1:39.127							
4 - 1:44.327	14 - 1:40.992	24 - 1:38.075	34 - 1:36.312	44 - 1:36.395	54 - 1:34.228							
5 - 2:13.887	15 - 1:42.585	25 - 1:35.705	35 - 1:36.542	45 - 1:35.294	55 - 1:40.567							
6 - 1:51.858P	16 - 1:40.289	26 - 1:35.624	36 - 1:36.925	46 - 1:39.710								
7 - 4:56.630	17 - 1:44.783P	27 - 1:35.798	37 - 1:35.643	47 - 1:36.989								
8 - 1:44.827	18 - 2:57.856	28 - 1:36.821	38 - 1:36.512	48 - 1:38.563								
9 - 1:50.021	19 - 1:40.300	29 - 1:34.685	39 - 1:38.395	49 - 1:35.900								
10 - 1:41.719	20 - 1:38.809	30 - 2:09.580	40 - 1:36.799	50 - 1:34.770								
10	Burton/Burton						Proton Coupe					
1 - 2:40.016	11 - 1:34.530	21 - 1:34.299	31 - 5:35.166	41 - 1:39.482	51 - 1:40.213							
2 - 2:19.956	12 - 1:37.084	22 - 1:34.817	32 - 2:28.292	42 - 1:42.310	52 - 1:41.039							
3 - 1:43.451	13 - 1:35.159	23 - 1:34.418	33 - 1:43.023	43 - 1:39.629	53 - 1:38.330							
4 - 1:42.257	14 - 1:35.951	24 - 1:34.097	34 - 1:45.917	44 - 1:41.039								
5 - 1:45.053	15 - 1:35.516	25 - 1:35.875	35 - 1:44.213	45 - 1:43.232								
6 - 1:47.192	16 - 1:35.017	26 - 1:35.576	36 - 1:40.570	46 - 1:43.079								
7 - 1:52.266P	17 - 1:34.265	27 - 1:36.963	37 - 1:38.988	47 - 1:39.868								
8 - 5:53.536	18 - 1:34.873	28 - 1:37.539	38 - 1:40.475	48 - 1:40.007								
9 - 1:36.284	19 - 1:33.046	29 - 1:34.066	39 - 1:40.698	49 - 1:43.031								
10 - 1:38.776	20 - 1:35.202	30 - 1:37.447P	40 - 1:39.580	50 - 1:42.117								
12	Bullock/Parsons						Marcos Mantis					
1 - 2:24.281	11 - 1:34.617	21 - 1:32.927	31 - 1:28.437	41 - 1:36.581	51 - 1:32.196							
2 - 2:28.846	12 - 1:32.921	22 - 1:31.606	32 - 1:31.110	42 - 1:32.328	52 - 1:31.990							
3 - 1:39.228	13 - 1:33.755	23 - 1:30.140	33 - 1:30.136	43 - 1:30.860	53 - 1:31.596							
4 - 1:39.592	14 - 1:32.603	24 - 1:31.742	34 - 2:01.256P	44 - 1:32.752	54 - 1:36.345							
5 - 1:40.870	15 - 1:32.042	25 - 1:28.471	35 - 2:49.525	45 - 1:33.558	55 - 1:43.259							
6 - 1:52.150P	16 - 1:32.328	26 - 1:28.264	36 - 2:15.363	46 - 1:33.564	56 - 1:34.959							
7 - 4:19.167	17 - 1:30.960	27 - 1:29.357	37 - 1:39.340	47 - 1:33.462	57 - 1:33.833							
8 - 1:35.932	18 - 1:33.334	28 - 1:28.936	38 - 1:35.953	48 - 1:39.220	58 - 1:33.800							
9 - 1:36.352	19 - 1:31.291	29 - 1:31.906	39 - 1:32.740	49 - 1:32.953	59 - 1:33.537							
10 - 1:35.150	20 - 1:30.738	30 - 1:29.021	40 - 1:34.644	50 - 1:32.369								
32	Rodreguez/Moore						BMW M3 CSL					
1 - 2:25.257	11 - 1:36.602	21 - 1:28.756	31 - 1:28.264	41 - 1:26.544	51 - 1:27.297	61 - 1:27.421						
2 - 2:27.906	12 - 1:31.871	22 - 1:30.624	32 - 1:28.241	42 - 1:27.155	52 - 1:27.227							
3 - 1:35.636	13 - 1:30.619	23 - 1:28.318	33 - 1:28.211	43 - 1:30.062	53 - 1:26.875							
4 - 1:38.229	14 - 1:32.573	24 - 1:30.624	34 - 1:38.319	44 - 1:27.879	54 - 1:28.065							
5 - 1:44.647	15 - 1:32.156	25 - 1:38.260	35 - 2:20.969	45 - 1:28.603	55 - 1:27.357							
6 - 1:44.459	16 - 1:30.697	26 - 1:29.986	36 - 2:27.222	46 - 1:27.503	56 - 1:27.162							
7 - 1:48.312	17 - 1:31.050	27 - 1:29.018	37 - 1:30.898	47 - 1:27.866	57 - 1:28.452							
8 - 1:56.309P	18 - 1:33.340	28 - 1:32.356	38 - 1:26.265	48 - 1:27.091	58 - 1:28.430							
9 - 4:25.546	19 - 1:34.893	29 - 1:28.257	39 - 1:26.259	49 - 1:31.533	59 - 1:30.210							
10 - 1:34.120	20 - 1:31.001	30 - 1:28.537	40 - 1:26.381	50 - 1:31.869	60 - 1:27.068							

Britcar LAP ANALYSIS - RACE 5

(contd.)

36	Nigel RATA	Marcos Mantis					
1 - 2:42.324	11 - 1:47.385	21 - 1:33.234	31 - 2:27.331	41 - 1:45.419	51 - 1:38.445		
2 - 2:18.828	12 - 2:41.239P	22 - 1:32.778	32 - 1:45.197	42 - 1:41.600	52 - 1:34.543		
3 - 1:39.844	13 - 6:13.513	23 - 1:32.051	33 - 1:40.118	43 - 1:38.250	53 - 1:37.368		
4 - 1:41.929	14 - 1:37.531	24 - 1:29.486	34 - 1:48.687	44 - 1:40.688			
5 - 1:42.427	15 - 1:33.279	25 - 1:29.788	35 - 1:40.562	45 - 1:40.457			
6 - 1:44.027	16 - 1:33.318	26 - 1:31.480	36 - 1:41.318	46 - 1:39.820			
7 - 1:43.205	17 - 1:30.991	27 - 1:29.422	37 - 1:38.846	47 - 1:38.101			
8 - 1:44.940	18 - 1:31.397	28 - 1:29.419	38 - 1:41.586	48 - 1:42.135			
9 - 1:47.357	19 - 1:49.207	29 - 1:36.748P	39 - 1:38.891	49 - 1:42.394			
10 - 1:47.632	20 - 1:32.508	30 - 5:55.675	40 - 1:39.250	50 - 2:18.599			
38	Symons/Steel	BMW M3 E36					
1 - 2:20.985	11 - 1:36.554	21 - 1:34.135	31 - 1:32.395	41 - 1:33.700	51 - 1:33.396		
2 - 2:32.255	12 - 1:33.677	22 - 1:33.814	32 - 1:33.004	42 - 1:32.704	52 - 1:31.902		
3 - 1:39.907	13 - 1:35.810	23 - 1:32.262	33 - 1:50.562P	43 - 1:34.153	53 - 1:33.544		
4 - 1:39.600	14 - 1:32.228	24 - 1:31.279	34 - 2:41.252	44 - 1:33.019	54 - 1:31.575		
5 - 1:41.272	15 - 1:32.017	25 - 1:33.364	35 - 2:15.988	45 - 1:32.301	55 - 1:32.406		
6 - 1:42.711	16 - 1:34.914	26 - 1:32.816	36 - 1:37.100	46 - 1:31.444	56 - 1:30.388		
7 - 1:48.007	17 - 1:34.303	27 - 1:30.922	37 - 1:35.703	47 - 1:33.078	57 - 1:29.229		
8 - 1:53.074P	18 - 1:33.466	28 - 1:31.702	38 - 1:34.186	48 - 1:34.004	58 - 1:33.985		
9 - 4:58.133	19 - 1:34.854	29 - 1:35.433	39 - 1:34.548	49 - 1:32.796	59 - 1:32.847		
10 - 1:38.729	20 - 1:31.704	30 - 1:32.715	40 - 1:36.564	50 - 1:34.694			
39	Handkammer/Leslie	BMW M3 E36					
1 - 2:17.622	11 - 1:29.887	21 - 1:25.467	31 - 1:25.171	41 - 1:23.862	51 - 1:32.491	61 - 1:26.576	
2 - 2:33.377	12 - 1:29.611	22 - 1:25.414	32 - 1:25.373	42 - 1:23.981	52 - 1:28.635	62 - 1:26.485	
3 - 1:34.304	13 - 1:30.340	23 - 1:30.516	33 - 1:25.107	43 - 1:23.705	53 - 1:27.015	63 - 1:28.236	
4 - 1:27.514	14 - 1:27.512	24 - 1:26.392	34 - 1:24.253	44 - 1:24.758	54 - 1:29.359		
5 - 1:30.634	15 - 1:26.103	25 - 1:25.715	35 - 1:24.854	45 - 1:32.080P	55 - 1:27.647		
6 - 1:31.223	16 - 1:27.045	26 - 1:27.118	36 - 1:26.199	46 - 2:31.634	56 - 1:27.734		
7 - 2:08.821P	17 - 1:27.357	27 - 1:26.788	37 - 1:27.799	47 - 1:29.769	57 - 1:28.208		
8 - 2:56.878	18 - 1:25.805	28 - 1:25.032	38 - 2:15.160	48 - 1:29.912	58 - 1:27.836		
9 - 1:31.211	19 - 1:26.483	29 - 1:25.981	39 - 2:27.027	49 - 1:32.189	59 - 1:30.700		
10 - 1:27.896	20 - 1:28.694	30 - 1:25.421	40 - 1:27.944	50 - 1:30.767	60 - 1:27.957		
40	Goodie/Allen	BMW M3 E46					
1 - 2:30.529	11 - 1:32.973	21 - 1:30.527	31 - 1:30.990	41 - 1:30.429	51 - 1:30.270		
2 - 2:24.337	12 - 1:31.674	22 - 1:32.089	32 - 1:32.090	42 - 1:29.803	52 - 1:28.143		
3 - 1:39.552	13 - 1:33.072	23 - 1:32.346	33 - 1:37.121	43 - 1:30.234	53 - 1:28.640		
4 - 1:38.696	14 - 1:31.870	24 - 1:33.024	34 - 2:21.115	44 - 1:28.953	54 - 1:28.259		
5 - 1:40.005	15 - 1:34.528	25 - 1:34.268	35 - 2:27.462	45 - 1:30.427	55 - 1:29.715		
6 - 1:38.886	16 - 1:32.967	26 - 1:38.706P	36 - 1:32.056	46 - 1:32.437	56 - 1:30.901		
7 - 1:40.907	17 - 1:31.172	27 - 2:45.544	37 - 1:29.871	47 - 1:30.955	57 - 1:28.780		
8 - 1:41.727	18 - 1:32.493	28 - 1:31.911	38 - 1:29.244	48 - 1:29.010	58 - 1:28.799		
9 - 1:50.492P	19 - 1:34.573	29 - 1:31.844	39 - 1:28.292	49 - 1:28.247	59 - 1:28.936		
10 - 4:11.881	20 - 1:32.597	30 - 1:38.071	40 - 1:31.084	50 - 1:29.855	60 - 1:32.523		

Britcar

LAP ANALYSIS - RACE 5

(contd.)

44	Fothergill/Bennett	BMW M3 E36									
1 - 2:38.490	6 - 3:11.259P	11 - 1:36.015	16 - 1:35.609	21 - 1:34.772	26 - 1:38.300	2 - 2:20.757	7 - 5:11.082	12 - 1:37.130	17 - 1:36.502	22 - 1:32.710	27 - 1:41.461P
3 - 1:41.086	8 - 1:45.609	13 - 1:38.623	18 - 1:35.209	23 - 1:53.061	28 - 7:05.540	4 - 1:43.221	9 - 1:40.542	14 - 1:37.700	19 - 1:35.106	24 - 1:47.594P	29 - 2:27.922
5 - 1:44.362	10 - 1:37.089	15 - 1:35.385	20 - 1:34.448	25 - 3:29.753	30 - 1:44.045P						
47	Salmon/Ellis	BMW M3 E36									
1 - 2:36.550	11 - 4:14.650	21 - 1:41.248	31 - 1:30.402	41 - 1:30.349	51 - 1:29.501	2 - 2:22.010	12 - 1:35.144	22 - 1:36.164	32 - 2:07.516	42 - 1:29.545	52 - 1:28.565
3 - 1:41.246	13 - 1:33.531	23 - 1:35.701	33 - 2:27.429	43 - 1:31.541	53 - 1:28.178	4 - 1:39.408	14 - 1:34.783	24 - 1:37.115	34 - 1:31.103	44 - 1:31.259	54 - 1:29.777
5 - 1:39.853	15 - 1:33.341	25 - 1:34.622	35 - 1:29.160	45 - 1:32.292	55 - 1:30.432	6 - 1:39.519	16 - 1:32.952	26 - 1:32.547	36 - 1:29.456	46 - 1:30.710	56 - 1:29.146
7 - 1:43.717	17 - 1:33.133	27 - 1:32.285	37 - 1:28.482	47 - 1:29.309	57 - 1:31.094	8 - 1:40.737	18 - 1:33.283	28 - 1:32.280	38 - 1:28.898	48 - 1:28.840	58 - 1:29.582
9 - 1:39.560	19 - 1:52.406P	29 - 1:32.470	39 - 1:29.014	49 - 1:29.636		10 - 1:44.854P	20 - 5:22.923	30 - 1:31.508	40 - 1:30.478	50 - 1:28.535	
59	Rupert LASLETT	Ford Fiesta									
1 - 2:44.078	11 - 1:43.410	21 - 1:41.383	31 - 1:48.719P	41 - 1:38.572	51 - 1:37.081	2 - 2:19.523	12 - 1:42.629	22 - 1:40.563	32 - 4:14.395	42 - 1:37.485	52 - 1:39.780
3 - 1:43.168	13 - 1:44.257	23 - 1:39.565	33 - 1:38.969	43 - 1:38.103	53 - 1:37.812	4 - 1:44.195	14 - 1:41.219	24 - 1:39.005	34 - 1:37.580	44 - 1:37.365	54 - 1:36.838
5 - 1:45.998	15 - 1:42.049	25 - 1:39.831	35 - 1:39.873	45 - 1:36.986	55 - 2:02.281P	6 - 1:51.717P	16 - 1:41.964	26 - 1:39.948	36 - 1:39.681	46 - 1:40.845	
7 - 5:30.686	17 - 1:41.527	27 - 1:45.056	37 - 1:36.681	47 - 1:37.187		8 - 1:43.219	18 - 1:40.165	28 - 2:03.794	38 - 1:36.142	48 - 1:38.028	
9 - 1:43.873	19 - 1:41.072	29 - 1:39.480	39 - 1:36.883	49 - 1:39.037		10 - 1:41.291	20 - 1:41.472	30 - 1:44.220	40 - 1:38.629	50 - 1:38.193	
60	Kaye/Demetriou/Lemmer	Honda Integra Type R									
1 - 2:26.081	11 - 1:30.041	21 - 1:28.051	31 - 1:30.700	41 - 1:28.706	51 - 1:27.686	2 - 2:27.164	12 - 1:30.705	22 - 1:29.935	32 - 1:29.622	42 - 1:36.242P	52 - 1:28.978
3 - 1:32.979	13 - 1:29.719	23 - 1:32.824P	33 - 1:29.680	43 - 2:58.587	53 - 1:28.167	4 - 1:27.679	14 - 1:28.548	24 - 3:12.718	34 - 1:37.094	44 - 1:28.901	54 - 1:28.341
5 - 1:29.942	15 - 1:29.356	25 - 1:34.068	35 - 2:25.250	45 - 1:30.449	55 - 1:27.270	6 - 1:31.145	16 - 1:29.289	26 - 1:30.838	36 - 2:27.943	46 - 1:31.377	56 - 1:28.196
7 - 1:38.856P	17 - 1:28.985	27 - 1:31.064	37 - 1:31.814	47 - 1:29.327	57 - 1:28.456	8 - 4:21.967	18 - 1:29.017	28 - 1:31.710	38 - 1:28.604	48 - 1:29.575	58 - 1:27.374
9 - 1:29.862	19 - 1:28.126	29 - 1:31.097	39 - 1:28.984	49 - 1:27.896	59 - 1:27.371	10 - 1:29.326	20 - 1:30.315	30 - 1:29.155	40 - 1:30.061	50 - 1:28.642	60 - 1:28.372

Britcar LAP ANALYSIS - RACE 5

(contd.)

63	George/Blencowe		Honda Civic Type R										
1 -	2:32.474	11 -	1:32.014	21 -	1:30.155	31 -	1:30.947	41 -	1:34.766	51 -	1:34.298		
2 -	2:23.006	12 -	1:30.775	22 -	1:29.101	32 -	5:54.458	42 -	1:33.071	52 -	1:33.575		
3 -	1:38.127	13 -	1:33.425	23 -	1:28.545	33 -	2:10.319	43 -	1:40.775	53 -	1:35.687		
4 -	1:40.489	14 -	1:31.072	24 -	1:27.794	34 -	1:37.146	44 -	1:33.870	54 -	1:31.659		
5 -	1:40.328	15 -	1:31.229	25 -	1:29.096	35 -	1:37.552	45 -	1:33.217	55 -	1:32.373		
6 -	1:43.942	16 -	1:30.524	26 -	1:30.663	36 -	1:31.758	46 -	1:32.407	56 -	1:31.440		
7 -	1:46.639	17 -	1:30.171	27 -	1:28.812	37 -	1:34.532	47 -	2:11.268				
8 -	1:50.457P	18 -	1:31.317	28 -	1:34.353P	38 -	1:35.384	48 -	1:36.097				
9 -	3:40.181	19 -	1:29.735	29 -	4:09.515	39 -	1:33.896	49 -	1:33.998				
10 -	1:35.764	20 -	1:29.485	30 -	1:31.929	40 -	1:33.293	50 -	1:32.657				
66	Norchi/Johnson		Volvo S60TS										
1 -	2:28.002	11 -	1:33.532	21 -	1:33.957	31 -	1:38.667P	41 -	1:27.973	51 -	1:27.988	61 -	1:30.892
2 -	2:25.739	12 -	1:34.591	22 -	1:32.980	32 -	4:28.364	42 -	1:28.924	52 -	1:28.122		
3 -	1:35.654	13 -	1:33.797	23 -	1:33.704	33 -	1:30.331	43 -	1:29.222	53 -	1:31.507		
4 -	1:32.413	14 -	1:33.659	24 -	1:33.378	34 -	1:29.178	44 -	1:29.861	54 -	1:27.940		
5 -	1:34.425	15 -	1:32.496	25 -	1:32.982	35 -	2:13.690	45 -	1:28.702	55 -	1:29.085		
6 -	1:34.000	16 -	1:34.235	26 -	1:34.997	36 -	2:27.241	46 -	1:28.850	56 -	1:28.644		
7 -	1:34.462	17 -	1:34.726	27 -	1:33.279	37 -	1:30.512	47 -	1:30.786	57 -	1:27.811		
8 -	1:36.196	18 -	1:34.417	28 -	1:34.747	38 -	1:28.123	48 -	1:29.402	58 -	1:28.188		
9 -	1:34.850	19 -	1:33.986	29 -	1:35.514	39 -	1:39.650	49 -	1:28.168	59 -	1:28.534		
10 -	1:34.636	20 -	1:34.147	30 -	1:41.018	40 -	1:28.722	50 -	1:28.049	60 -	1:28.529		
72	Jackson/Jackson		Ford Focus										
1 -	6:41.252	6 -	1:45.775P	11 -	1:29.340	16 -	1:28.992	21 -	1:28.531	26 -	1:37.992		
2 -	1:37.107	7 -	3:50.105	12 -	1:28.400	17 -	1:29.037	22 -	1:28.935	27 -	1:49.081P		
3 -	1:36.376	8 -	1:31.415	13 -	1:28.847	18 -	1:27.573	23 -	1:28.792				
4 -	1:38.285	9 -	1:31.116	14 -		19 -	1:28.530	24 -	1:28.288				
5 -	1:38.415	10 -	1:29.005	15 -		20 -	1:40.517	25 -	1:29.341				
75	Gillatt/Clynes		Vauxhall Vectra SRI										
1 -	2:42.908	11 -	1:46.845	21 -	1:43.796	31 -	1:49.968	41 -	2:02.395				
2 -	2:19.680	12 -	1:42.978	22 -	1:41.413	32 -	1:49.049	42 -	2:10.553P				
3 -	1:42.879	13 -	1:44.647	23 -	1:45.119	33 -	2:27.486	43 -	7:22.750				
4 -	1:40.725	14 -	1:46.053	24 -	1:40.621	34 -	1:54.949	44 -	1:41.690				
5 -	1:42.518	15 -	1:43.749	25 -	1:41.347	35 -	1:49.904	45 -	1:40.506				
6 -	1:45.551	16 -	1:41.349	26 -	1:45.062P	36 -	1:59.617P	46 -	1:40.558				
7 -	1:47.067	17 -	1:43.293	27 -	3:41.601	37 -	2:42.096						
8 -	1:47.191	18 -	1:41.740	28 -	2:01.361P	38 -	2:13.946						
9 -	1:55.821P	19 -	1:42.093	29 -	3:42.692	39 -	1:54.550						
10 -	6:01.228	20 -	1:43.085	30 -	2:27.862	40 -	1:54.090						

Britcar LAP ANALYSIS - RACE 5

(contd.)

81	Leggate/Vanderville	MG ZR 190					
1 - 2:27.188	11 - 1:39.106	21 - 1:34.496	31 - 1:28.847	41 - 1:28.740	51 - 1:39.086		
2 - 2:26.708	12 - 1:36.948	22 - 1:34.355	32 - 1:28.650	42 - 1:35.649P	52 - 1:39.227		
3 - 1:38.192	13 - 1:37.833	23 - 1:34.253	33 - 1:32.241	43 - 4:26.112	53 - 1:40.680		
4 - 1:35.922	14 - 1:35.575	24 - 1:32.805	34 - 1:31.467	44 - 1:53.121	54 - 1:43.325		
5 - 1:40.373	15 - 1:33.346	25 - 1:37.683	35 - 2:18.594	45 - 1:49.187	55 - 1:40.882		
6 - 1:39.489	16 - 1:36.157	26 - 1:32.318	36 - 2:27.543	46 - 1:42.448	56 - 1:40.634		
7 - 1:41.328	17 - 1:32.428	27 - 1:31.319	37 - 1:30.843	47 - 1:44.969	57 - 1:42.135		
8 - 1:48.665P	18 - 1:32.500	28 - 1:32.383	38 - 1:28.396	48 - 1:42.486			
9 - 3:43.708	19 - 1:31.616	29 - 1:29.365	39 - 1:28.518	49 - 1:45.780			
10 - 1:58.844	20 - 1:31.150	30 - 1:29.343	40 - 1:28.740	50 - 1:41.135			
82	Moore/McKever	BMW M3 E36 DTM					
1 - 2:18.187	11 - 4:24.601	21 - 1:28.207	31 - 1:31.495P	41 - 1:27.639	51 - 1:27.406	61 - 1:24.624	
2 - 2:33.408	12 - 1:26.838	22 - 1:26.150	32 - 2:39.751	42 - 1:26.251	52 - 1:29.653	62 - 1:25.297	
3 - 1:42.217	13 - 1:27.857	23 - 1:27.297	33 - 1:28.084	43 - 1:26.018	53 - 1:30.552		
4 - 1:34.249	14 - 1:27.659	24 - 1:28.905	34 - 1:32.618	44 - 1:27.370	54 - 1:26.608		
5 - 1:34.139	15 - 1:28.294	25 - 1:27.226	35 - 1:44.222	45 - 1:28.172	55 - 1:26.572		
6 - 1:32.483	16 - 1:28.319	26 - 1:28.655	36 - 1:42.893	46 - 1:28.379	56 - 1:27.045		
7 - 1:34.367	17 - 1:27.809	27 - 1:25.338	37 - 2:25.731	47 - 1:27.353	57 - 1:27.758		
8 - 1:34.337	18 - 1:26.979	28 - 1:26.954	38 - 1:33.945	48 - 1:28.359	58 - 1:25.844		
9 - 1:35.533	19 - 1:27.054	29 - 1:26.742	39 - 1:27.102	49 - 1:27.097	59 - 1:27.478		
10 - 1:41.761P	20 - 1:29.329	30 - 1:27.954	40 - 1:27.068	50 - 1:28.028	60 - 1:26.738		
84	Griffin/Simmonds	Renault Clio Cup					
1 - X:00.000	6 - 1:33.799	11 - 1:32.492	16 - 1:32.532	21 - 1:35.060			
2 - 1:37.893	7 - 1:33.837	12 - 1:31.619	17 - 1:32.133	22 - 1:53.616P			
3 - 1:34.370	8 - 1:32.428	13 - 1:31.146	18 - 1:32.868				
4 - 1:35.946	9 - 1:34.283	14 - 1:30.964	19 - 1:33.926				
5 - 1:37.671	10 - 1:39.622	15 - 1:30.105	20 - 1:32.323				
86	Reynolds/Field	Honda Integra Type R					
1 - 2:34.476	11 - 4:29.326	21 - 1:36.175	31 - 1:34.870	41 - 1:30.517	51 - 1:30.445		
2 - 2:22.264	12 - 1:35.393	22 - 1:34.770	32 - 1:40.550P	42 - 1:30.513	52 - 1:30.405		
3 - 1:39.328	13 - 1:34.012	23 - 1:34.302	33 - 3:56.107	43 - 1:30.359	53 - 1:31.715		
4 - 1:42.773	14 - 1:35.124	24 - 1:34.582	34 - 2:27.170	44 - 1:30.602	54 - 1:33.149		
5 - 1:42.762	15 - 1:34.048	25 - 1:37.942	35 - 1:36.536	45 - 1:32.939	55 - 1:33.727		
6 - 1:40.286	16 - 1:34.724	26 - 1:33.652	36 - 1:34.484	46 - 1:32.124	56 - 1:32.759		
7 - 1:43.884	17 - 1:33.742	27 - 1:34.127	37 - 1:32.826	47 - 1:30.575	57 - 1:33.321		
8 - 1:48.069	18 - 1:34.018	28 - 1:34.516	38 - 1:32.869	48 - 1:30.868	58 - 1:32.234		
9 - 1:44.231	19 - 1:35.016	29 - 1:33.661	39 - 1:31.917	49 - 1:33.157			
10 - 1:47.333P	20 - 1:33.210	30 - 1:36.039	40 - 1:31.316	50 - 1:30.976			
87	Halliday/Donaldson/Donaldson	BMW M3 E30					
1 - 2:28.704	6 - 1:46.332	11 - 1:35.693	16 - 1:35.244	21 - 1:32.852	26 - 1:29.607		
2 - 2:25.661	7 - 1:56.605P	12 - 1:34.210	17 - 1:42.523P	22 - 1:38.026			
3 - 1:40.909	8 - 6:47.137	13 - 1:34.063	18 - 8:36.710	23 - 1:31.227			
4 - 1:42.827	9 - 1:38.780	14 - 1:32.649	19 - 1:33.595	24 - 1:30.236			
5 - 1:45.853	10 - 1:37.277	15 - 1:32.867	20 - 1:33.721	25 - 1:31.249			

**Britcar
LAP ANALYSIS - RACE 5**

(contd.)

88	Turner/Allard		Volkswagen Golf Diesel							
1 - 2:37.214	11 - 1:37.943	21 - 1:35.165	31 - 1:35.979	41 - 1:31.642	51 - 1:33.453					
2 - 2:21.446	12 - 1:35.877	22 - 1:34.351	32 - 1:34.141	42 - 1:30.865	52 - 1:30.915					
3 - 1:40.320	13 - 1:37.573	23 - 1:36.061	33 - 1:34.800	43 - 1:30.820	53 - 1:30.318					
4 - 1:40.599	14 - 1:35.686	24 - 1:36.157	34 - 1:44.345P	44 - 1:30.263	54 - 1:30.544					
5 - 1:39.980	15 - 1:34.967	25 - 1:34.452	35 - 3:41.883	45 - 1:30.986	55 - 1:30.679					
6 - 1:39.421	16 - 1:35.530	26 - 1:35.032	36 - 2:27.174	46 - 1:29.982	56 - 1:30.658					
7 - 1:43.703	17 - 1:34.821	27 - 1:33.453	37 - 1:36.699	47 - 1:32.361	57 - 1:32.754					
8 - 1:40.797	18 - 1:35.812	28 - 1:34.433	38 - 1:32.922	48 - 1:33.065	58 - 1:33.250					
9 - 1:39.409	19 - 1:37.200	29 - 1:38.466	39 - 1:33.294	49 - 1:30.686	59 - 1:30.638					
10 - 1:37.595	20 - 1:34.895	30 - 1:36.340	40 - 1:32.800	50 - 1:30.649	60 - 1:30.396					

91	Hammersley/Hammersley		MG ZR 190							
1 - 2:33.288	11 - 1:38.953	21 - 1:34.626	31 - 1:30.429	41 - 1:33.435	51 - 1:36.284					
2 - 2:23.172	12 - 1:33.310	22 - 1:34.292	32 - 1:30.083	42 - 1:32.822	52 - 1:37.222					
3 - 1:40.429	13 - 1:34.676	23 - 1:32.822	33 - 1:39.958P	43 - 1:35.254	53 - 1:37.280					
4 - 1:44.206	14 - 1:33.543	24 - 1:32.520	34 - 3:49.286	44 - 1:32.925	54 - 1:39.244					
5 - 1:42.643	15 - 1:33.524	25 - 1:31.878	35 - 2:26.811	45 - 1:32.314	55 - 1:45.200					
6 - 1:47.150P	16 - 1:33.569	26 - 1:34.299	36 - 1:38.821	46 - 1:35.962	56 - 1:37.497					
7 - 4:07.178	17 - 1:31.534	27 - 1:32.406	37 - 1:39.420	47 - 1:38.925	57 - 1:38.463					
8 - 1:38.789	18 - 1:33.190	28 - 1:35.984	38 - 1:33.965	48 - 1:33.834	58 - 1:42.583					
9 - 1:36.187	19 - 1:31.805	29 - 1:31.295	39 - 1:33.256	49 - 1:36.793						
10 - 1:35.767	20 - 1:33.836	30 - 1:30.090	40 - 1:35.926	50 - 1:37.164						